

## **APPENDIX C**

### **SUMMARY OF VALIDATED ANALYTICAL DATA**

## **GROUNDWATER**

Summary of Validated Groundwater Analytical Data  
 Range L - Lima Pond, Parcel 204(7)  
 Fort McClellan, Alabama

Report Date: 04/23/03

Page: 1 of 12

<i>Location Code:</i>	RL-G01	RL-G02	RL-G03	RL-G04
<i>Associated Site:</i>	RLR-204	RLR-204	RLR-204	RLR-204
<i>Sample No.:</i>	MJ3001	MJ3002	MJ3004	MJ3005
<i>Sample Date:</i>	21-JAN-03	16-JAN-03	14-JAN-03	15-JAN-03

User Test Group  
 Lab Method

<u>Parameter</u>	<u>Flt</u>	<u>Units</u>	<u>Result</u>	<u>Qual</u>	<u>VQual</u>	<u>Result</u>	<u>Qual</u>	<u>VQual</u>	<u>Result</u>	<u>Qual</u>	<u>VQual</u>	<u>Result</u>	<u>Qual</u>	<u>VQual</u>
<b>CL HERBICIDE</b>														
SW8151A														
2,2-Dichloropropanoic Acid		mg/L	.0004	U	UJ	.0004	U	UJ	.0004	U	U	.0004	U	UJ
2,4,5-T		mg/L	.0004	U	U	.0004	U	U	.0004	U	U	.0004	U	U
2,4,5-TP		mg/L	.0004	U	U	.0004	U	U	.0004	U	U	.0004	U	U
2,4-D		mg/L	.0004	U	U	.0004	U	U	.0004	U	U	.0004	U	U
2,4-DB		mg/L	.0004	U	U	.0004	U	U	.0004	U	U	.0004	U	U
Dicamba		mg/L	.0008	U	U	.0008	U	U	.0008	U	U	.0008	U	U
Dichloroprop		mg/L	.0004	U	U	.0004	U	U	.0004	U	U	.0004	U	U
Dinoseb		mg/L	.0004	U	U	.0004	U	U	.0004	U	U	.0004	U	U
MCPA		mg/L	.2	U	UJ	.2	U	UJ	.2	U	UJ	.2	U	UJ
MCPP		mg/L	.2	U	U	.2	U	U	.2	U	U	.2	U	U
<b>CL PESTICIDES</b>														
SW8081A														
4,4'-DDD		mg/L	.00019	U	U	.0002	U	U	.00019	U	U	.00019	U	U
4,4'-DDE		mg/L	.00019	U	U	.0002	U	U	.00019	U	U	.00019	U	U
4,4'-DDT		mg/L	.00019	U	U	.0002	U	UJ	.00019	U	UJ	.00019	U	UJ
Aldrin		mg/L	.000094	U	U	.000098	U	U	.000097	U	U	.000096	U	U
Dieldrin		mg/L	.00019	U	U	.0002	U	U	.00019	U	U	.00019	U	U
Endosulfan I		mg/L	.000094	U	U	.000098	U	U	.000097	U	U	.000096	U	U
Endosulfan II		mg/L	.00019	U	U	.0002	U	U	.00019	U	U	.00019	U	U
Endosulfan sulfate		mg/L	.00019	U	U	.0002	U	U	.00019	U	U	.00019	U	U
Endrin		mg/L	.00019	U	U	.0002	U	U	.00019	U	U	.00019	U	U
Endrin aldehyde		mg/L	.00019	U	U	.0002	U	U	.00019	U	U	.00019	U	U
Endrin ketone		mg/L	.00019	U	U	.0002	U	U	.00019	U	U	.00019	U	U
Heptachlor		mg/L	.000094	U	U	.000098	U	U	.000097	U	U	.000096	U	U
Heptachlor epoxide		mg/L	.000094	U	U	.000098	U	U	.000097	U	U	.000096	U	U
Methoxychlor		mg/L	.00094	U	U	.00098	U	U	.00097	U	U	.00096	U	U
Toxaphene		mg/L	.0028	U	U	.0029	U	U	.0029	U	U	.0029	U	U
alpha-BHC		mg/L	.000094	U	U	.000098	U	U	.000097	U	U	.000096	U	U
alpha-Chlordane		mg/L	.000094	U	U	.000098	U	U	.000097	U	U	.000096	U	U
beta-BHC		mg/L	.000094	U	U	.000098	U	U	.000097	U	U	.000096	U	U

Summary of Validated Groundwater Analytical Data  
 Range L - Lima Pond, Parcel 204(7)  
 Fort McClellan, Alabama

Report Date: 04/23/03

Page: 2 of 12

<i>Location Code:</i>	RL-G05	RL-G06	RL-G06
<i>Associated Site:</i>	RLR-204	RLR-204	RLR-204
<i>Sample No.:</i>	MJ3006	MJ3003	MJ3007
<i>Sample Date:</i>	06-JAN-03	15-JAN-03	15-JAN-03

*User Test Group*

Lab Method

<u>Parameter</u>	<u>Flt</u>	<u>Units</u>	<u>Result</u>	<u>Qual</u>	<u>VQual</u>	<u>Result</u>	<u>Qual</u>	<u>VQual</u>	<u>Result</u>	<u>Qual</u>	<u>VQual</u>	<u>Result</u>	<u>Qual</u>	<u>VQual</u>
<b>CL HERBICIDE</b>														
SW8151A														
2,2-Dichloropropanoic Acid		mg/L	.0004	U	U	.0004	U	UJ	.0004	U	UJ	.0004	U	U
2,4,5-T		mg/L	.0004	U	UJ	.0004	U	U	.0004	U	U	.0004	U	UJ
2,4,5-TP		mg/L	.0004	U	UJ	.0004	U	U	.0004	U	U	.0004	U	UJ
2,4-D		mg/L	.0004	U	UJ	.0004	U	U	.0004	U	U	.0004	U	UJ
2,4-DB		mg/L	.0004	U	UJ	.0004	U	U	.0004	U	U	.0004	U	UJ
Dicamba		mg/L	.0008	U	U	.0008	U	U	.0008	U	U	.0008	U	U
Dichloroprop		mg/L	.0004	U	U	.0004	U	U	.0004	U	U	.0004	U	U
Dinoseb		mg/L	.0004	U	U	.0004	U	U	.0004	U	U	.0004	U	U
MCPA		mg/L	.2	U	UJ	.2	U	UJ	.2	U	UJ	.2	U	UJ
MCPD		mg/L	.2	U	U	.2	U	U	.2	U	U	.2	U	U

**CL PESTICIDES**

SW8081A														
4,4'-DDD		mg/L	.0002	U	U	.00019	U	U	.00019	U	U	.0002	U	U
4,4'-DDE		mg/L	.0002	U	U	.00019	U	U	.00019	U	U	.0002	U	U
4,4'-DDT		mg/L	.0002	U	U	.00019	U	UJ	.00019	U	UJ	.0002	U	U
Aldrin		mg/L	.000098	U	U	.000094	U	U	.000094	U	U	.0001	U	U
Dieldrin		mg/L	.0002	U	U	.00019	U	U	.00019	U	U	.0002	U	U
Endosulfan I		mg/L	.000098	U	U	.000094	U	U	.000094	U	U	.0001	U	U
Endosulfan II		mg/L	.0002	U	U	.00019	U	U	.00019	U	U	.0002	U	U
Endosulfan sulfate		mg/L	.0002	U	U	.00019	U	U	.00019	U	U	.0002	U	U
Endrin		mg/L	.0002	U	U	.00019	U	U	.00019	U	U	.0002	U	U
Endrin aldehyde		mg/L	.0002	U	U	.00019	U	U	.00019	U	U	.0002	U	U
Endrin ketone		mg/L	.0002	U	U	.00019	U	U	.00019	U	U	.0002	U	U
Heptachlor		mg/L	.000098	U	U	.000094	U	U	.000094	U	U	.0001	U	U
Heptachlor epoxide		mg/L	.000098	U	U	.000094	U	U	.000094	U	U	.0001	U	U
Methoxychlor		mg/L	.00098	U	U	.00094	U	U	.00094	U	U	.001	U	U
Toxaphene		mg/L	.0029	U	U	.0028	U	U	.0028	U	U	.0031	U	U
alpha-BHC		mg/L	.000098	U	U	.000094	U	U	.000094	U	U	.0001	U	U
alpha-Chlordane		mg/L	.000098	U	U	.000094	U	U	.000094	U	U	.0001	U	U
beta-BHC		mg/L	.000098	U	U	.000094	U	U	.000094	U	U	.0001	U	U

Summary of Validated Groundwater Analytical Data  
 Range L - Lima Pond, Parcel 204(7)  
 Fort McClellan, Alabama

Report Date: 04/23/03

Page: 3 of 12

<i>Location Code:</i>	RL-G01	RL-G02	RL-G03
<i>Associated Site:</i>	RLR-204	RLR-204	RLR-204
<i>Sample No.:</i>	MJ3001	MJ3002	MJ3004
<i>Sample Date:</i>	21-JAN-03	16-JAN-03	14-JAN-03

<u>User Test Group</u>														
<u>Lab Method</u>														
<u>Parameter</u>	<u>Flt</u>	<u>Units</u>	<u>Result</u>	<u>Qual</u>	<u>VQual</u>	<u>Result</u>	<u>Qual</u>	<u>VQual</u>	<u>Result</u>	<u>Qual</u>	<u>VQual</u>	<u>Result</u>	<u>Qual</u>	<u>VQual</u>
<b>CL PESTICIDES</b>														
SW8081A														
delta-BHC		mg/L	.000094	U	U	.000098	U	U	.000097	U	U	.000096	U	U
gamma-BHC (Lindane)		mg/L	.000094	U	U	.000098	U	U	.000097	U	U	.000096	U	U
gamma-Chlordane		mg/L	.000094	U	U	.000098	U	U	.000097	U	U	.000096	U	U
<b>METALS</b>														
SW6010B														
Aluminum		mg/L	.0557	J	J	.0554	J	J	.2	U	U	.412		
Antimony		mg/L	.1	U	U	.1	U	U	.1	U	U	.1	U	U
Arsenic		mg/L	.01	U	U	.01	U	U	.00368	J	B	.0022	J	B
Barium		mg/L	.119			.014			.0191			.0164		
Beryllium		mg/L	.01	U	U	.01	U	U	.01	U	U	.01	U	U
Cadmium		mg/L	.01	U	U	.01	U	U	.01	U	U	.01	U	U
Calcium		mg/L	19.9			43.6			52.1		J	47.3		J
Chromium		mg/L	.02	U	U	.02	U	U	.02	U	U	.02	U	U
Cobalt		mg/L	.0119	J	J	.02	U	U	.02	U	U	.02	U	U
Copper		mg/L	.02	U	U	.02	U	U	.02	U	U	.02	U	U
Iron		mg/L	.00837	J	B	.047	J	J	.0256	J	J	.2	J	J
Lead		mg/L	.01	U	U	.01	U	U	.01	U	U	.01	U	U
Magnesium		mg/L	.434	J	J	.76	J	J	1.31			1.17		
Manganese		mg/L	.0094	J	J	.1	U	U	.1	U	U	.1	U	U
Nickel		mg/L	.02	U	U	.02	U	U	.02	U	U	.02	U	U
Potassium		mg/L	2.15	J	B	5	U	U	5	U	U	5	U	U
Selenium		mg/L	.01	U	U	.01	U	U	.01	U	U	.01	U	U
Silver		mg/L	.02	U	U	.02	U	U	.02	U	U	.02	U	U
Sodium		mg/L	3.09			1.39			1.63			3.12		
Thallium		mg/L	.01	U	U	.01	U	U	.01	U	U	.01	U	U
Vanadium		mg/L	.02	U	U	.02	U	U	.02	U	U	.02	U	U
Zinc		mg/L	.1	U	U	.1	U	U	.1	U	U	.1	U	U
SW7470A														
Mercury		mg/L	.0005	U	U	.0005	U	U	.0005	U	U	.0005	U	U

Summary of Validated Groundwater Analytical Data  
 Range L - Lima Pond, Parcel 204(7)  
 Fort McClellan, Alabama

Report Date: 04/23/03

Page: 4 of 12

<i>Location Code:</i>	RL-G05	RL-G06	RL-G06
<i>Associated Site:</i>	RLR-204	RLR-204	RLR-204
<i>Sample No.:</i>	MJ3006	MJ3003	MJ3007
<i>Sample Date:</i>	06-JAN-03	15-JAN-03	15-JAN-03

*User Test Group*

Lab Method

<u>Parameter</u>	<u>Flt</u>	<u>Units</u>	<u>Result</u>	<u>Qual</u>	<u>VQual</u>	<u>Result</u>	<u>Qual</u>	<u>VQual</u>	<u>Result</u>	<u>Qual</u>	<u>VQual</u>	<u>Result</u>	<u>Qual</u>	<u>VQual</u>
<b>CL PESTICIDES</b>														
SW8081A														
delta-BHC		mg/L	.000098	U	U	.000094	U	U	.000094	U	U	.0001	U	U
gamma-BHC (Lindane)		mg/L	.000098	U	UJ	.000094	U	U	.000094	U	U	.0001	U	UJ
gamma-Chlordane		mg/L	.000098	U	U	.000094	U	U	.000094	U	U	.0001	U	U
<b>METALS</b>														
SW6010B														
Aluminum		mg/L	.28			.0878	J	J	.0712	J	J	.0689	J	J
Antimony		mg/L	.1	U	U	.1	U	U	.1	U	U	.1	U	U
Arsenic		mg/L	.01	U	U	.01	U	U	.01	U	U	.01	U	U
Barium		mg/L	.0342			.00693	J	J	.00741	J	J	.0129		
Beryllium		mg/L	.01	U	U	.01	U	U	.01	U	U	.01	U	U
Cadmium		mg/L	.01	U	U	.01	U	U	.01	U	U	.01	U	U
Calcium		mg/L	77.2			15.8		J	17.2		J	11.8		
Chromium		mg/L	.0225			.02	U	U	.02	U	U	.02	U	U
Cobalt		mg/L	.02	U	U	.02	U	U	.02	U	U	.02	U	U
Copper		mg/L	.00531	J	J	.02	U	U	.02	U	U	.02	U	U
Iron		mg/L	.0311	J	J	.1	J	J	.0807	J	J	.0334	J	J
Lead		mg/L	.01	U	U	.01	U	U	.01	U	U	.01	U	U
Magnesium		mg/L	.0966	J	J	.398	J	J	.436	J	J	.394	J	J
Manganese		mg/L	.1	U	U	.0605	J	J	.0563	J	J	.1	U	U
Nickel		mg/L	.02	U	U	.02	U	U	.02	U	U	.02	U	U
Potassium		mg/L	17.5			5	U	U	5	U	U	1.02	J	J
Selenium		mg/L	.01	U	U	.01	U	U	.00277	J	J	.01	U	U
Silver		mg/L	.02	U	U	.02	U	U	.02	U	U	.02	U	U
Sodium		mg/L	6.63			.611	J	J	.624	J	J	1.17		B
Thallium		mg/L	.01	U	U	.01	U	U	.01	U	U	.01	U	U
Vanadium		mg/L	.00807	J	J	.02	U	U	.02	U	U	.02	U	U
Zinc		mg/L	.1	U	U	.1	U	U	.1	U	U	.1	U	U
SW7470A														
Mercury		mg/L	.0005	U	U	.0005	U	U	.0005	U	U	.0005	U	U

Summary of Validated Groundwater Analytical Data  
 Range L - Lima Pond, Parcel 204(7)  
 Fort McClellan, Alabama

Report Date: 04/23/03

Page: 5 of 12

<i>Location Code:</i>	RL-G01	RL-G02	RL-G03	RL-G04
<i>Associated Site:</i>	RLR-204	RLR-204	RLR-204	RLR-204
<i>Sample No.:</i>	MJ3001	MJ3002	MJ3004	MJ3005
<i>Sample Date:</i>	21-JAN-03	16-JAN-03	14-JAN-03	15-JAN-03

*User Test Group*

*Lab Method*

<u>Parameter</u>	<u>Flt</u>	<u>Units</u>	<u>Result</u>	<u>Qual</u>	<u>VQual</u>	<u>Result</u>	<u>Qual</u>	<u>VQual</u>	<u>Result</u>	<u>Qual</u>	<u>VQual</u>	<u>Result</u>	<u>Qual</u>	<u>VQual</u>
<b>NITROAROMATICS</b>														
SW8330														
1,3,5-Trinitrobenzene		mg/L	.0004	U	U	.0004	U	U	.0004	U	U	.0004	U	U
1,3-Dinitrobenzene		mg/L	.0004	U	U	.0004	U	U	.0004	U	U	.0004	U	U
2,4,6-Trinitrotoluene		mg/L	.0004	U	U	.0004	U	U	.0004	U	U	.0004	U	U
2,4-Dinitrotoluene		mg/L	.0004	U	U	.0004	U	U	.0004	U	U	.0004	U	U
2,6-Dinitrotoluene		mg/L	.0004	U	U	.0004	U	U	.0004	U	U	.0004	U	U
2-Amino-4,6-dinitrotoluene		mg/L	.0004	U	U	.0004	U	U	.0004	U	U	.0004	U	U
2-Nitrotoluene		mg/L	.0004	U	U	.0004	U	U	.0004	U	U	.0004	U	U
3-Nitrotoluene		mg/L	.0006	U	U	.0006	U	U	.0006	U	U	.0006	U	U
4-Amino-2,6-dinitrotoluene		mg/L	.0004	U	U	.0004	U	U	.0004	U	U	.0004	U	U
HMX		mg/L	.0004	U	U	.0004	U	U	.0004	U	U	.0004	U	U
Nitrobenzene		mg/L	.0004	U	U	.0004	U	U	.0004	U	U	.0004	U	U
RDX		mg/L	.0004	U	U	.0004	U	U	.0004	U	U	.0004	U	U
Tetryl		mg/L	.0004	U	U	.0004	U	U	.0004	U	U	.0004	U	U
p-Nitrotoluene		mg/L	.0006	U	U	.0006	U	U	.0006	U	U	.0006	U	U
SW8332														
Nitroglycerine		mg/L	.13	U	U	.13	U	U	.13	U	U	.13	U	U
<b>OP PESTICIDES</b>														
SW8141A														
Azinphosmethyl		mg/L	.00094	U	U	.00099	U	U	.00098	U	U	.00099	U	U
Bolstar		mg/L	.00094	U	U	.00099	U	U	.00098	U	U	.00099	U	U
Chlorpyrifos		mg/L	.00094	U	U	.00099	U	U	.00098	U	U	.00099	U	U
Coumaphos		mg/L	.00094	U	U	.00099	U	U	.00098	U	U	.00099	U	U
Demeton		mg/L	.00094	U	UJ	.00099	U	UJ	.00098	U	UJ	.00099	U	UJ
Diazinon		mg/L	.00094	U	U	.00099	U	U	.00098	U	U	.00099	U	U
Dichlorvos		mg/L	.00094	U	U	.00099	U	UJ	.00098	U	UJ	.00099	U	UJ
Dimethoate		mg/L	.00094	U	UJ	.00099	U	UJ	.00098	U	UJ	.00099	U	UJ
Disulfoton		mg/L	.00094	U	U	.00099	U	UJ	.00098	U	UJ	.00099	U	UJ
Ethoprop		mg/L	.00094	U	U	.00099	U	U	.00098	U	U	.00099	U	U
Famphur		mg/L	.00094	U	U	.00099	U	U	.00098	U	U	.00099	U	U
Fensulfothion		mg/L	.00094	U	UJ	.00099	U	U	.00098	U	U	.00099	U	U

Summary of Validated Groundwater Analytical Data  
 Range L - Lima Pond, Parcel 204(7)  
 Fort McClellan, Alabama

Report Date: 04/23/03

Page: 6 of 12

<i>Location Code:</i>	RL-G05	RL-G06	RL-G06	RL-G07
<i>Associated Site:</i>	RLR-204	RLR-204	RLR-204	RLR-204
<i>Sample No.:</i>	MJ3006	MJ3003	MJ3007	MJ3008
<i>Sample Date:</i>	06-JAN-03	15-JAN-03	15-JAN-03	06-JAN-03

<u>User Test Group</u>	<u>Lab Method</u>	<u>Flt</u>	<u>Units</u>	<u>Result</u>	<u>Qual</u>	<u>VQual</u>	<u>Result</u>	<u>Qual</u>	<u>VQual</u>	<u>Result</u>	<u>Qual</u>	<u>VQual</u>	<u>Result</u>	<u>Qual</u>	<u>VQual</u>
<b>NITROAROMATICS</b>															
SW8330															
	1,3,5-Trinitrobenzene		mg/L	.0004	U	U	.0004	U	U	.0004	U	U	.0004	U	U
	1,3-Dinitrobenzene		mg/L	.0004	U	U	.0004	U	U	.0004	U	U	.0004	U	U
	2,4,6-Trinitrotoluene		mg/L	.0004	U	U	.0004	U	U	.0004	U	U	.0004	U	U
	2,4-Dinitrotoluene		mg/L	.0004	U	U	.0004	U	U	.0004	U	U	.0004	U	U
	2,6-Dinitrotoluene		mg/L	.0004	U	U	.0004	U	U	.0004	U	U	.0004	U	U
	2-Amino-4,6-dinitrotoluene		mg/L	.0004	U	U	.0004	U	U	.0004	U	U	.0004	U	U
	2-Nitrotoluene		mg/L	.0004	U	U	.0004	U	U	.0004	U	U	.0004	U	U
	3-Nitrotoluene		mg/L	.0006	U	U	.0006	U	U	.0006	U	U	.0006	U	U
	4-Amino-2,6-dinitrotoluene		mg/L	.0004	U	U	.0004	U	U	.0004	U	U	.0004	U	U
	HMX		mg/L	.0004	U	U	.0004	U	U	.0004	U	U	.0004	U	U
	Nitrobenzene		mg/L	.0004	U	U	.0004	U	U	.0004	U	U	.0004	U	U
	RDX		mg/L	.0004	U	U	.0004	U	U	.0004	U	U	.0004	U	U
	Tetryl		mg/L	.0004	U	U	.0004	U	U	.0004	U	U	.0004	U	U
	p-Nitrotoluene		mg/L	.0006	U	U	.0006	U	U	.0006	U	U	.0006	U	U
SW8332															
	Nitroglycerine		mg/L	.13	U	U	.13	U	U	.13	U	U	.13	U	U
<b>OP PESTICIDES</b>															
SW8141A															
	Azinphosmethyl		mg/L	.00098	U	U	.00094	U	U	.00095	U	U	.00097	U	U
	Bolstar		mg/L	.00098	U	U	.00094	U	U	.00095	U	U	.00097	U	U
	Chlorpyrifos		mg/L	.00098	U	U	.00094	U	U	.00095	U	U	.00097	U	U
	Coumaphos		mg/L	.00098	U	U	.00094	U	U	.00095	U	U	.00097	U	U
	Demeton		mg/L	.00098	U	U	.00094	U	UJ	.00095	U	UJ	.00097	U	U
	Diazinon		mg/L	.00098	U	U	.00094	U	U	.00095	U	U	.00097	U	U
	Dichlorvos		mg/L	.00098	U	U	.00094	U	UJ	.00095	U	UJ	.00097	U	U
	Dimethoate		mg/L	.00098	U	U	.00094	U	UJ	.00095	U	UJ	.00097	U	U
	Disulfoton		mg/L	.00098	U	U	.00094	U	UJ	.00095	U	UJ	.00097	U	U
	Ethoprop		mg/L	.00098	U	U	.00094	U	U	.00095	U	U	.00097	U	U
	Famphur		mg/L	.00098	U	U	.00094	U	U	.00095	U	U	.00097	U	U
	Fensulfothion		mg/L	.00098	U	UJ	.00094	U	U	.00095	U	U	.00097	U	UJ

Summary of Validated Groundwater Analytical Data  
 Range L - Lima Pond, Parcel 204(7)  
 Fort McClellan, Alabama

Report Date: 04/23/03

Page: 7 of 12

<i>Location Code:</i>	RL-G01	RL-G02	RL-G03	RL-G04
<i>Associated Site:</i>	RLR-204	RLR-204	RLR-204	RLR-204
<i>Sample No.:</i>	MJ3001	MJ3002	MJ3004	MJ3005
<i>Sample Date:</i>	21-JAN-03	16-JAN-03	14-JAN-03	15-JAN-03

User Test Group  
 Lab Method

<u>Parameter</u>	<u>Flt</u>	<u>Units</u>	<u>Result</u>	<u>Qual</u>	<u>VQual</u>	<u>Result</u>	<u>Qual</u>	<u>VQual</u>	<u>Result</u>	<u>Qual</u>	<u>VQual</u>	<u>Result</u>	<u>Qual</u>	<u>VQual</u>
<b>OP PESTICIDES</b>														
SW8141A														
Fenthion		mg/L	.00094	U	U	.00099	U	U	.00098	U	U	.00099	U	U
Malathion		mg/L	.00094	U	U	.00099	U	UJ	.00098	U	UJ	.00099	U	UJ
Merphos		mg/L	.00094	U	U	.00099	U	U	.00098	U	U	.00099	U	U
Methyl Parathion		mg/L	.00094	U	U	.00099	U	U	.00098	U	U	.00099	U	U
Mevinphos		mg/L	.00094	U	UJ	.00099	U	U	.00098	U	U	.00099	U	U
Naled		mg/L	.00094	U	UJ	.00099	U	UJ	.00098	U	U	.00099	U	UJ
Parathion		mg/L	.00094	U	U	.00099	U	U	.00098	U	U	.00099	U	U
Phorate		mg/L	.00094	U	U	.00099	U	U	.00098	U	U	.00099	U	U
Ronnel		mg/L	.00094	U	U	.00099	U	U	.00098	U	U	.00099	U	U
Stirophos		mg/L	.00094	U	U	.00099	U	U	.00098	U	U	.00099	U	U
Sulfotep		mg/L	.00094	U	U	.00099	U	UJ	.00098	U	UJ	.00099	U	UJ
Thionazin		mg/L	.00094	U	U	.00099	U	UJ	.00098	U	UJ	.00099	U	UJ
Tokuthion		mg/L	.00094	U	U	.00099	U	U	.00098	U	U	.00099	U	U
Trichloronate		mg/L	.00094	U	U	.00099	U	U	.00098	U	U	.00099	U	U
<b>PEST/PCB</b>														
SW8082														
Aroclor 1016		mg/L	.00094	U	U	.00098	U	U	.00097	U	U	.00096	U	U
Aroclor 1221		mg/L	.00094	U	U	.00098	U	U	.00097	U	U	.00096	U	U
Aroclor 1232		mg/L	.00094	U	U	.00098	U	U	.00097	U	U	.00096	U	U
Aroclor 1242		mg/L	.00094	U	U	.00098	U	U	.00097	U	U	.00096	U	U
Aroclor 1248		mg/L	.00094	U	U	.00098	U	U	.00097	U	U	.00096	U	U
Aroclor 1254		mg/L	.00094	U	U	.00098	U	U	.00097	U	U	.00096	U	U
Aroclor 1260		mg/L	.00094	U	U	.00098	U	U	.00097	U	U	.00096	U	U
<b>SEMIVOLATILES</b>														
SW8270C														
1,2,4-Trichlorobenzene		mg/L	.0094	U	U	.01	U	U	.0097	U	U	.01	U	U
1,2-Dichlorobenzene		mg/L	.0094	U	U	.01	U	U	.0097	U	U	.01	U	U
1,3-Dichlorobenzene		mg/L	.0094	U	U	.01	U	U	.0097	U	U	.01	U	U
1,4-Dichlorobenzene		mg/L	.0094	U	U	.01	U	U	.0097	U	U	.01	U	U
2,4,5-Trichlorophenol		mg/L	.0094	U	U	.01	U	U	.0097	U	U	.01	U	U

Summary of Validated Groundwater Analytical Data  
 Range L - Lima Pond, Parcel 204(7)  
 Fort McClellan, Alabama

Report Date: 04/23/03

Page: 8 of 12

<i>Location Code:</i>	RL-G05	RL-G06	RL-G06
<i>Associated Site:</i>	RLR-204	RLR-204	RLR-204
<i>Sample No.:</i>	MJ3006	MJ3003	MJ3007
<i>Sample Date:</i>	06-JAN-03	15-JAN-03	15-JAN-03

<u>User Test Group</u>	<u>Lab Method</u>	<u>Flt</u>	<u>Units</u>	<u>Result</u>	<u>Qual</u>	<u>VQual</u>	<u>Result</u>	<u>Qual</u>	<u>VQual</u>	<u>Result</u>	<u>Qual</u>	<u>VQual</u>	<u>Result</u>	<u>Qual</u>	<u>VQual</u>
<b>OP PESTICIDES</b>															
SW8141A															
	Fenthion		mg/L	.00098	U	U	.00094	U	U	.00095	U	U	.00097	U	U
	Malathion		mg/L	.00098	U	UJ	.00094	U	UJ	.00095	U	UJ	.00097	U	UJ
	Merphos		mg/L	.00098	U	U	.00094	U	U	.00095	U	U	.00097	U	U
	Methyl Parathion		mg/L	.00098	U	U	.00094	U	U	.00095	U	U	.00097	U	U
	Mevinphos		mg/L	.00098	U	U	.00094	U	U	.00095	U	U	.00097	U	U
	Naled		mg/L	.00098	U	U	.00094	U	UJ	.00095	U	UJ	.00097	U	U
	Parathion		mg/L	.00098	U	U	.00094	U	U	.00095	U	U	.00097	U	U
	Phorate		mg/L	.00098	U	U	.00094	U	U	.00095	U	U	.00097	U	U
	Ronnel		mg/L	.00098	U	U	.00094	U	U	.00095	U	U	.00097	U	U
	Stirophos		mg/L	.00098	U	U	.00094	U	U	.00095	U	U	.00097	U	U
	Sulfotep		mg/L	.00098	U	UJ	.00094	U	UJ	.00095	U	UJ	.00097	U	UJ
	Thionazin		mg/L	.00098	U	UJ	.00094	U	UJ	.00095	U	UJ	.00097	U	UJ
	Tokuthion		mg/L	.00098	U	U	.00094	U	U	.00095	U	U	.00097	U	U
	Trichloronate		mg/L	.00098	U	U	.00094	U	U	.00095	U	U	.00097	U	U
<b>PEST/PCB</b>															
SW8082															
	Aroclor 1016		mg/L	.00098	U	U	.00094	U	U	.00094	U	U	.001	U	U
	Aroclor 1221		mg/L	.00098	U	U	.00094	U	U	.00094	U	U	.001	U	U
	Aroclor 1232		mg/L	.00098	U	U	.00094	U	U	.00094	U	U	.001	U	U
	Aroclor 1242		mg/L	.00098	U	U	.00094	U	U	.00094	U	U	.001	U	U
	Aroclor 1248		mg/L	.00098	U	U	.00094	U	U	.00094	U	U	.001	U	U
	Aroclor 1254		mg/L	.00098	U	U	.00094	U	U	.00094	U	U	.001	U	U
	Aroclor 1260		mg/L	.00098	U	U	.00094	U	U	.00094	U	U	.001	U	U
<b>SEMIVOLATILES</b>															
SW8270C															
	1,2,4-Trichlorobenzene		mg/L	.0095	U	U	.0097	U	U	.0095	U	U	.0094	U	U
	1,2-Dichlorobenzene		mg/L	.0095	U	U	.0097	U	U	.0095	U	U	.0094	U	U
	1,3-Dichlorobenzene		mg/L	.0095	U	U	.0097	U	U	.0095	U	U	.0094	U	U
	1,4-Dichlorobenzene		mg/L	.0095	U	U	.0097	U	U	.0095	U	U	.0094	U	U
	2,4,5-Trichlorophenol		mg/L	.0095	U	U	.0097	U	U	.0095	U	U	.0094	U	U

Summary of Validated Groundwater Analytical Data  
 Range L - Lima Pond, Parcel 204(7)  
 Fort McClellan, Alabama

Report Date: 04/23/03

Page: 9 of 12

<i>Location Code:</i>	RL-G01	RL-G02	RL-G03
<i>Associated Site:</i>	RLR-204	RLR-204	RLR-204
<i>Sample No.:</i>	MJ3001	MJ3002	MJ3004
<i>Sample Date:</i>	21-JAN-03	16-JAN-03	14-JAN-03

*User Test Group*

Lab Method

<u>Parameter</u>	<u>Flt</u>	<u>Units</u>	<u>Result</u>	<u>Qual</u>	<u>VQual</u>	<u>Result</u>	<u>Qual</u>	<u>VQual</u>	<u>Result</u>	<u>Qual</u>	<u>VQual</u>	<u>Result</u>	<u>Qual</u>	<u>VQual</u>
<b>SEMIVOLATILES</b>														
SW8270C														
2,4,6-Trichlorophenol		mg/L	.0094	U	U	.01	U	U	.0097	U	U	.01	U	U
2,4-Dichlorophenol		mg/L	.0094	U	U	.01	U	U	.0097	U	U	.01	U	U
2,4-Dimethylphenol		mg/L	.0094	U	U	.01	U	U	.0097	U	U	.01	U	U
2,4-Dinitrophenol		mg/L	.019	U	U	.02	U	U	.019	U	U	.02	U	U
2,4-Dinitrotoluene		mg/L	.019	U	U	.02	U	U	.019	U	U	.02	U	U
2,6-Dinitrotoluene		mg/L	.019	U	UJ	.02	U	U	.019	U	UJ	.02	U	UJ
2-Chloronaphthalene		mg/L	.0094	U	U	.01	U	U	.0097	U	U	.01	U	U
2-Chlorophenol		mg/L	.0094	U	U	.01	U	U	.0097	U	U	.01	U	U
2-Methylnaphthalene		mg/L	.0094	U	U	.01	U	U	.0097	U	U	.01	U	U
2-Methylphenol		mg/L	.0094	U	U	.01	U	U	.0097	U	U	.01	U	U
2-Nitroaniline		mg/L	.019	U	U	.02	U	U	.019	U	U	.02	U	U
2-Nitrophenol		mg/L	.0094	U	U	.01	U	U	.0097	U	U	.01	U	U
3,3'-Dichlorobenzidine		mg/L	.0094	U	U	.01	U	U	.0097	U	U	.01	U	U
3-Nitroaniline		mg/L	.0094	U	U	.01	U	U	.0097	U	U	.01	U	U
4,6-Dinitro-2-methylphenol		mg/L	.019	U	U	.02	U	U	.019	U	U	.02	U	U
4-Bromophenyl phenyl ether		mg/L	.019	U	U	.02	U	U	.019	U	U	.02	U	U
4-Chloro-3-methylphenol		mg/L	.0094	U	U	.01	U	U	.0097	U	U	.01	U	U
4-Chloroaniline		mg/L	.0094	U	U	.01	U	U	.0097	U	U	.01	U	U
4-Chlorophenyl phenyl ether		mg/L	.0094	U	U	.01	U	U	.0097	U	U	.01	U	U
4-Methylphenol		mg/L	.0094	U	U	.01	U	U	.0097	U	U	.01	U	U
4-Nitroaniline		mg/L	.0094	U	U	.01	U	U	.0097	U	U	.01	U	U
4-Nitrophenol		mg/L	.019	U	UJ	.02	U	U	.019	U	UJ	.02	U	UJ
Acenaphthene		mg/L	.0094	U	U	.01	U	U	.0097	U	U	.01	U	U
Acenaphthylene		mg/L	.0094	U	U	.01	U	U	.0097	U	U	.01	U	U
Anthracene		mg/L	.0094	U	U	.01	U	U	.0097	U	U	.01	U	U
Benzo(a)anthracene		mg/L	.0094	U	U	.01	U	U	.0097	U	U	.01	U	U
Benzo(a)pyrene		mg/L	.0094	U	U	.01	U	U	.0097	U	U	.01	U	U
Benzo(b)fluoranthene		mg/L	.0094	U	U	.01	U	U	.0097	U	U	.01	U	U
Benzo(ghi)perylene		mg/L	.0094	U	U	.01	U	U	.0097	U	U	.01	U	U
Benzo(k)fluoranthene		mg/L	.0094	U	U	.01	U	U	.0097	U	U	.01	U	U
Bis(2-Chloroethoxy)methane		mg/L	.0094	U	U	.01	U	U	.0097	U	U	.01	U	U

Summary of Validated Groundwater Analytical Data  
 Range L - Lima Pond, Parcel 204(7)  
 Fort McClellan, Alabama

Report Date: 04/23/03

Page: 10 of 12

<i>Location Code:</i>	RL-G05	RL-G06	RL-G06	RL-G07
<i>Associated Site:</i>	RLR-204	RLR-204	RLR-204	RLR-204
<i>Sample No.:</i>	MJ3006	MJ3003	MJ3007	MJ3008
<i>Sample Date:</i>	06-JAN-03	15-JAN-03	15-JAN-03	06-JAN-03

<u>User Test Group</u>														
<u>Lab Method</u>														
<u>Parameter</u>	<u>Flt</u>	<u>Units</u>	<u>Result</u>	<u>Qual</u>	<u>VQual</u>	<u>Result</u>	<u>Qual</u>	<u>VQual</u>	<u>Result</u>	<u>Qual</u>	<u>VQual</u>	<u>Result</u>	<u>Qual</u>	<u>VQual</u>
<b>SEMIVOLATILES</b>														
SW8270C														
2,4,6-Trichlorophenol		mg/L	.0095	U	U	.0097	U	U	.0095	U	U	.0094	U	U
2,4-Dichlorophenol		mg/L	.0095	U	U	.0097	U	U	.0095	U	U	.0094	U	U
2,4-Dimethylphenol		mg/L	.0095	U	U	.0097	U	U	.0095	U	U	.0094	U	U
2,4-Dinitrophenol		mg/L	.019	U	U	.019	U	U	.019	U	U	.019	U	U
2,4-Dinitrotoluene		mg/L	.019	U	U	.019	U	U	.019	U	U	.019	U	U
2,6-Dinitrotoluene		mg/L	.019	U	U	.019	U	UJ	.019	U	UJ	.019	U	U
2-Chloronaphthalene		mg/L	.0095	U	U	.0097	U	U	.0095	U	U	.0094	U	U
2-Chlorophenol		mg/L	.0095	U	U	.0097	U	U	.0095	U	U	.0094	U	U
2-Methylnaphthalene		mg/L	.0095	U	U	.0097	U	U	.0095	U	U	.0094	U	U
2-Methylphenol		mg/L	.0095	U	U	.0097	U	U	.0095	U	U	.0094	U	U
2-Nitroaniline		mg/L	.019	U	U	.019	U	U	.019	U	U	.019	U	U
2-Nitrophenol		mg/L	.0095	U	U	.0097	U	U	.0095	U	U	.0094	U	U
3,3'-Dichlorobenzidine		mg/L	.0095	U	U	.0097	U	U	.0095	U	U	.0094	U	U
3-Nitroaniline		mg/L	.0095	U	U	.0097	U	U	.0095	U	U	.0094	U	U
4,6-Dinitro-2-methylphenol		mg/L	.019	U	U	.019	U	U	.019	U	U	.019	U	U
4-Bromophenyl phenyl ether		mg/L	.019	U	U	.019	U	U	.019	U	U	.019	U	U
4-Chloro-3-methylphenol		mg/L	.0095	U	U	.0097	U	U	.0095	U	U	.0094	U	U
4-Chloroaniline		mg/L	.0095	U	U	.0097	U	U	.0095	U	U	.0094	U	U
4-Chlorophenyl phenyl ether		mg/L	.0095	U	U	.0097	U	U	.0095	U	U	.0094	U	U
4-Methylphenol		mg/L	.0095	U	U	.0097	U	U	.0095	U	U	.0094	U	U
4-Nitroaniline		mg/L	.0095	U	U	.0097	U	U	.0095	U	U	.0094	U	U
4-Nitrophenol		mg/L	.019	U	U	.019	U	UJ	.019	U	UJ	.019	U	U
Acenaphthene		mg/L	.0095	U	U	.0097	U	U	.0095	U	U	.0094	U	U
Acenaphthylene		mg/L	.0095	U	U	.0097	U	U	.0095	U	U	.0094	U	U
Anthracene		mg/L	.0095	U	U	.0097	U	U	.0095	U	U	.0094	U	U
Benzo(a)anthracene		mg/L	.0095	U	U	.0097	U	U	.0095	U	U	.0094	U	U
Benzo(a)pyrene		mg/L	.0095	U	U	.0097	U	U	.0095	U	U	.0094	U	U
Benzo(b)fluoranthene		mg/L	.0095	U	U	.0097	U	U	.0095	U	U	.0094	U	U
Benzo(ghi)perylene		mg/L	.0095	U	U	.0097	U	U	.0095	U	U	.0094	U	U
Benzo(k)fluoranthene		mg/L	.0095	U	U	.0097	U	U	.0095	U	U	.0094	U	U
Bis(2-Chloroethoxy)methane		mg/L	.0095	U	U	.0097	U	U	.0095	U	U	.0094	U	U

Summary of Validated Groundwater Analytical Data  
 Range L - Lima Pond, Parcel 204(7)  
 Fort McClellan, Alabama

Report Date: 04/23/03

Page: 11 of 12

<i>Location Code:</i>	RL-G01	RL-G02	RL-G03	RL-G04
<i>Associated Site:</i>	RLR-204	RLR-204	RLR-204	RLR-204
<i>Sample No.:</i>	MJ3001	MJ3002	MJ3004	MJ3005
<i>Sample Date:</i>	21-JAN-03	16-JAN-03	14-JAN-03	15-JAN-03

<u>User Test Group</u>														
<u>Lab Method</u>														
<u>Parameter</u>	<u>Flt</u>	<u>Units</u>	<u>Result</u>	<u>Qual</u>	<u>VQual</u>	<u>Result</u>	<u>Qual</u>	<u>VQual</u>	<u>Result</u>	<u>Qual</u>	<u>VQual</u>	<u>Result</u>	<u>Qual</u>	<u>VQual</u>
<b>SEMIVOLATILES</b>														
SW8270C														
Bis(2-Chloroethyl)ether		mg/L	.0094	U	U	.01	U	U	.0097	U	U	.01	U	U
Bis(2-Chloroisopropyl)ether		mg/L	.0094	U	UJ	.01	U	UJ	.0097	U	UJ	.01	U	UJ
Bis(2-Ethylhexyl)phthalate		mg/L	.019	U	U	.02	U	U	.019	U	U	.02	U	U
Butyl benzyl phthalate		mg/L	.0094	U	U	.01	U	U	.0097	U	U	.01	U	U
Carbazole		mg/L	.0094	U	U	.01	U	U	.0097	U	U	.01	U	U
Chrysene		mg/L	.0094	U	U	.01	U	U	.0097	U	U	.01	U	U
Di-n-butyl phthalate		mg/L	.0094	U	U	.01	U	U	.0097	U	U	.01	U	U
Di-n-octyl phthalate		mg/L	.0094	U	U	.01	U	U	.0097	U	U	.01	U	U
Dibenz(a,h)anthracene		mg/L	.0094	U	U	.01	U	U	.0097	U	U	.01	U	U
Dibenzofuran		mg/L	.0094	U	U	.01	U	U	.0097	U	U	.01	U	U
Diethyl phthalate		mg/L	.019	U	U	.02	U	U	.019	U	U	.02	U	U
Dimethyl phthalate		mg/L	.019	U	U	.02	U	U	.019	U	U	.02	U	U
Fluoranthene		mg/L	.0094	U	U	.01	U	U	.0097	U	U	.01	U	U
Fluorene		mg/L	.0094	U	U	.01	U	U	.0097	U	U	.01	U	U
Hexachlorobenzene		mg/L	.019	U	U	.02	U	U	.019	U	U	.02	U	U
Hexachlorobutadiene		mg/L	.0094	U	U	.01	U	U	.0097	U	U	.01	U	U
Hexachlorocyclopentadiene		mg/L	.0094	U	U	.01	U	U	.0097	U	U	.01	U	U
Hexachloroethane		mg/L	.0094	U	U	.01	U	U	.0097	U	U	.01	U	U
Indeno(1,2,3-cd)pyrene		mg/L	.0094	U	U	.01	U	U	.0097	U	U	.01	U	U
Isophorone		mg/L	.0094	U	U	.01	U	U	.0097	U	U	.01	U	U
N-Nitroso-di-n-propylamine		mg/L	.0094	U	U	.01	U	UJ	.0097	U	U	.01	U	U
N-Nitrosodiphenylamine		mg/L	.0094	U	U	.01	U	U	.0097	U	U	.01	U	U
Naphthalene		mg/L	.0094	U	U	.01	U	U	.0097	U	U	.01	U	U
Nitrobenzene		mg/L	.0094	U	U	.01	U	U	.0097	U	U	.01	U	U
Pentachlorophenol		mg/L	.019	U	U	.02	U	U	.019	U	U	.02	U	U
Phenanthrene		mg/L	.019	U	U	.02	U	U	.019	U	U	.02	U	U
Phenol		mg/L	.0094	U	U	.01	U	U	.0097	U	U	.01	U	U
Pyrene		mg/L	.0094	U	U	.01	U	U	.0097	U	U	.01	U	U

Summary of Validated Groundwater Analytical Data  
 Range L - Lima Pond, Parcel 204(7)  
 Fort McClellan, Alabama

Report Date: 04/23/03

Page: 12 of 12

<i>Location Code:</i>	RL-G05	RL-G06	RL-G06	RL-G07
<i>Associated Site:</i>	RLR-204	RLR-204	RLR-204	RLR-204
<i>Sample No.:</i>	MJ3006	MJ3003	MJ3007	MJ3008
<i>Sample Date:</i>	06-JAN-03	15-JAN-03	15-JAN-03	06-JAN-03

<u>User Test Group</u>														
<u>Lab Method</u>														
<u>Parameter</u>	<u>Flt</u>	<u>Units</u>	<u>Result</u>	<u>Qual</u>	<u>VQual</u>	<u>Result</u>	<u>Qual</u>	<u>VQual</u>	<u>Result</u>	<u>Qual</u>	<u>VQual</u>	<u>Result</u>	<u>Qual</u>	<u>VQual</u>
<b>SEMIVOLATILES</b>														
SW8270C														
Bis(2-Chloroethyl)ether		mg/L	.0095	U	U	.0097	U	U	.0095	U	U	.0094	U	U
Bis(2-Chloroisopropyl)ether		mg/L	.0095	U	U	.0097	U	UJ	.0095	U	UJ	.0094	U	U
Bis(2-Ethylhexyl)phthalate		mg/L	.019	U	U	.019	U	U	.019	U	U	.019	U	U
Butyl benzyl phthalate		mg/L	.0095	U	U	.0097	U	U	.0095	U	U	.0094	U	U
Carbazole		mg/L	.0095	U	U	.0097	U	U	.0095	U	U	.0094	U	U
Chrysene		mg/L	.0095	U	U	.0097	U	U	.0095	U	U	.0094	U	U
Di-n-butyl phthalate		mg/L	.0095	U	U	.0097	U	U	.0095	U	U	.0094	U	U
Di-n-octyl phthalate		mg/L	.0095	U	U	.0097	U	U	.0095	U	U	.0094	U	U
Dibenz(a,h)anthracene		mg/L	.0095	U	U	.0097	U	U	.0095	U	U	.0094	U	U
Dibenzofuran		mg/L	.0095	U	U	.0097	U	U	.0095	U	U	.0094	U	U
Diethyl phthalate		mg/L	.019	U	U	.019	U	U	.019	U	U	.019	U	U
Dimethyl phthalate		mg/L	.019	U	U	.019	U	U	.019	U	U	.019	U	U
Fluoranthene		mg/L	.0095	U	U	.0097	U	U	.0095	U	U	.0094	U	U
Fluorene		mg/L	.0095	U	U	.0097	U	U	.0095	U	U	.0094	U	U
Hexachlorobenzene		mg/L	.019	U	U	.019	U	U	.019	U	U	.019	U	U
Hexachlorobutadiene		mg/L	.0095	U	U	.0097	U	U	.0095	U	U	.0094	U	U
Hexachlorocyclopentadiene		mg/L	.0095	U	U	.0097	U	U	.0095	U	U	.0094	U	U
Hexachloroethane		mg/L	.0095	U	U	.0097	U	U	.0095	U	U	.0094	U	U
Indeno(1,2,3-cd)pyrene		mg/L	.0095	U	U	.0097	U	U	.0095	U	U	.0094	U	U
Isophorone		mg/L	.0095	U	U	.0097	U	U	.0095	U	U	.0094	U	U
N-Nitroso-di-n-propylamine		mg/L	.0095	U	U	.0097	U	U	.0095	U	U	.0094	U	U
N-Nitrosodiphenylamine		mg/L	.0095	U	U	.0097	U	U	.0095	U	U	.0094	U	U
Naphthalene		mg/L	.0095	U	U	.0097	U	U	.0095	U	U	.0094	U	U
Nitrobenzene		mg/L	.0095	U	U	.0097	U	U	.0095	U	U	.0094	U	U
Pentachlorophenol		mg/L	.019	U	U	.019	U	U	.019	U	U	.019	U	U
Phenanthrene		mg/L	.019	U	U	.019	U	U	.019	U	U	.019	U	U
Phenol		mg/L	.0095	U	U	.0097	U	U	.0095	U	U	.0094	U	U
Pyrene		mg/L	.0095	U	U	.0097	U	U	.0095	U	U	.0094	U	U

## **SURFACE WATER**

Summary of Validated Surface Water Analytical Data  
 Range L - Lima Pond, Parcel 204(7)  
 Fort McClellan, Alabama

Report Date: 04/23/03

Page: 1 of 14

<i>Location Code:</i>	RLR-204-SW/SD01	RLR-204-SW/SD02	RLR-204-SW/SD02	RLR-204-SW/SD03
<i>Associated Site:</i>	RLR-204	RLR-204	RLR-204	RLR-204
<i>Sample No.:</i>	MJ2001	MJ2002	MJ2003	MJ2004
<i>Sample Date:</i>	15-APR-02	15-APR-02	15-APR-02	15-APR-02

<i>User Test Group</i>														
<i>Lab Method</i>														
<i>Parameter</i>	<i>Flt</i>	<i>Units</i>	<i>Result</i>	<i>Qual</i>	<i>VQual</i>	<i>Result</i>	<i>Qual</i>	<i>VQual</i>	<i>Result</i>	<i>Qual</i>	<i>VQual</i>	<i>Result</i>	<i>Qual</i>	<i>VQual</i>
<b>ANIONS</b>														
E300														
Sulfate		mg/L	.47	J	J	.551		J	.643		J	.775		J
<b>CA BREAKDOWN</b>														
SW8321														
Diisopropylmethylphosphonic Acid	Y	mg/L	.01	U	U	.01	U	U	.01	U	U	.01	U	U
Dimethylmethylphosphonic Acid	Y	mg/L	.01	U	U	.01	U	U	.01	U	U	.01	U	U
Ethylmethylphosponic Acid	Y	mg/L	.01	U	U	.01	U	U	.01	U	U	.01	U	U
Isopropylmethylphosphonic Acid	Y	mg/L	.02	U	U	.02	U	U	.02	U	U	.02	U	U
Methylphosphonic Acid	Y	mg/L	.1	U	U	.1	U	U	.1	U	U	.1	U	U
Thiodiglycol	Y	mg/L	.01	U	UJ	.01	U	UJ	.01	U	UJ	.01	U	UJ
<b>HARDNESS</b>														
E130.1														
HARDNESS (as CaCO3)		mg/L	24			20			20			28		
<b>METALS</b>														
SW6010B														
Aluminum		mg/L	.693			.52			.556			.7		
Antimony		mg/L	.1	U	U	.1	U	U	.1	U	U	.1	U	U
Arsenic		mg/L	.00318	J	J	.003	J	J	.00307	J	J	.01	U	U
Barium		mg/L	.013			.014		J	.0233		J	.0386		
Beryllium		mg/L	.01	U	U	.01	U	U	.01	U	U	.01	U	U
Cadmium		mg/L	.01	U	U	.01	U	U	.01	U	U	.01	U	U
Calcium		mg/L	1.08			1.32			1.3			1.43		
Chromium		mg/L	.02	U	U	.02	U	U	.02	U	U	.02	U	U
Cobalt		mg/L	.0208			.0337			.0331			.0485		
Copper		mg/L	.02	U	U	.0106	J	J	.0148	J	J	.00778	J	J
Iron		mg/L	3.07			3.04			3.03			3.49		
Lead		mg/L	.00564	J	J	.00506	J	J	.00713	J	J	.00653	J	J
Magnesium		mg/L	.393	J	J	.467	J	J	.413	J	J	.452	J	J
Manganese		mg/L	1.62			1.58			1.97			3.5		
Nickel		mg/L	.0227			.0234			.0227			.0276		

Summary of Validated Surface Water Analytical Data  
 Range L - Lima Pond, Parcel 204(7)  
 Fort McClellan, Alabama

Report Date: 04/23/03

Page: 2 of 14

<i>Location Code:</i>	RLR-204-SW/SD04	RLR-204-SW/SD05	RLR-204-SW/SD06
<i>Associated Site:</i>	RLR-204	RLR-204	RLR-204
<i>Sample No.:</i>	MJ2005	MJ2006	MJ2007
<i>Sample Date:</i>	15-APR-02	16-APR-02	16-APR-02

User Test Group  
 Lab Method

<u>Parameter</u>	<u>Flt</u>	<u>Units</u>	<u>Result</u>	<u>Qual</u>	<u>VQual</u>	<u>Result</u>	<u>Qual</u>	<u>VQual</u>	<u>Result</u>	<u>Qual</u>	<u>VQual</u>
<b>ANIONS</b>											
E300											
Sulfate		mg/L	1.25		J	.806		J	.762		J
<b>CA BREAKDOWN</b>											
SW8321											
Diisopropylmethylphosphonic Acid	Y	mg/L	.01	U	U	.01	U	U	.01	U	U
Dimethylmethylphosphonic Acid	Y	mg/L	.01	U	U	.01	U	U	.01	U	U
Ethylmethylphosphonic Acid	Y	mg/L	.01	U	U	.01	U	U	.01	U	U
Isopropylmethylphosphonic Acid	Y	mg/L	.02	U	U	.02	U	U	.02	U	U
Methylphosphonic Acid	Y	mg/L	.1	U	U	.1	U	U	.1	U	U
Thiodiglycol	Y	mg/L	.01	U	UJ	.01	U	UJ	.01	U	UJ
<b>HARDNESS</b>											
E130.1											
HARDNESS (as CaCO3)		mg/L	24			40			32		
<b>METALS</b>											
SW6010B											
Aluminum		mg/L	.554			.638			.649		
Antimony		mg/L	.1	U	U	.1	U	U	.1	U	U
Arsenic		mg/L	.0036	J	J	.00353	J	J	.00366	J	J
Barium		mg/L	.0193			.0874			.0446		
Beryllium		mg/L	.01	U	U	.01	U	U	.01	U	U
Cadmium		mg/L	.01	U	U	.01	U	U	.01	U	U
Calcium		mg/L	1.44			1.32			1.28		
Chromium		mg/L	.02	U	U	.02	U	U	.02	U	U
Cobalt		mg/L	.0314			.114			.0552		
Copper		mg/L	.02	U	U	.00766	J	J	.00642	J	J
Iron		mg/L	3.18			3.84			4.15		
Lead		mg/L	.00368	J	J	.00599	J	J	.0076	J	J
Magnesium		mg/L	.449	J	J	.486	J	J	.474	J	J
Manganese		mg/L	2.02			8.18			4.15		
Nickel		mg/L	.0259			.0283			.0325		

Summary of Validated Surface Water Analytical Data  
 Range L - Lima Pond, Parcel 204(7)  
 Fort McClellan, Alabama

Report Date: 04/23/03

Page: 3 of 14

<i>Location Code:</i>	RLR-204-SW/SD01	RLR-204-SW/SD02	RLR-204-SW/SD02	RLR-204-SW/SD03
<i>Associated Site:</i>	RLR-204	RLR-204	RLR-204	RLR-204
<i>Sample No.:</i>	MJ2001	MJ2002	MJ2003	MJ2004
<i>Sample Date:</i>	15-APR-02	15-APR-02	15-APR-02	15-APR-02

User Test Group

Lab Method

<u>Parameter</u>	<u>Flt</u>	<u>Units</u>	<u>Result</u>	<u>Qual</u>	<u>VQual</u>	<u>Result</u>	<u>Qual</u>	<u>VQual</u>	<u>Result</u>	<u>Qual</u>	<u>VQual</u>	<u>Result</u>	<u>Qual</u>	<u>VQual</u>
<b>METALS</b>														
SW6010B														
Potassium		mg/L	.767	J	B	1.3	J	B	.85	J	B	1.22	J	B
Selenium		mg/L	.01	U	U	.01	U	U	.01	U	U	.01	U	U
Silver		mg/L	.02	U	U	.02	U	U	.02	U	U	.02	U	U
Sodium		mg/L	.583	J	J	.718	J	J	.718	J	J	.718	J	J
Thallium		mg/L	.01	U	U	.01	U	U	.01	U	U	.01	U	U
Vanadium		mg/L	.02	U	U	.02	U	U	.02	U	U	.02	U	U
Zinc		mg/L	.1	U	U	.0329	J	J	.0437	J	J	.0433	J	J
SW7470A														
Mercury		mg/L	.0005	U	U	.0005	U	U	.0005	U	U	.0005	U	U
<b>NITROAROMATICS</b>														
SW8330														
1,3,5-Trinitrobenzene		mg/L	.0004	U	U	.0004	U	U	.0004	U	U	.0004	U	U
1,3-Dinitrobenzene		mg/L	.0004	U	UJ	.0004	U	UJ	.0004	U	UJ	.0004	U	UJ
2,4,6-Trinitrotoluene		mg/L	.0004	U	U	.0004	U	U	.0004	U	U	.0004	U	U
2,4-Dinitrotoluene		mg/L	.0004	U	U	.0004	U	U	.0004	U	U	.0004	U	U
2,6-Dinitrotoluene		mg/L	.0004	U	U	.0004	U	U	.0004	U	U	.0004	U	U
2-Amino-4,6-dinitrotoluene		mg/L	.0004	U	U	.0004	U	U	.0004	U	U	.0004	U	U
2-Nitrotoluene		mg/L	.0004	U	U	.0004	U	U	.0004	U	U	.0004	U	U
3-Nitrotoluene		mg/L	.0006	U	U	.0006	U	U	.0006	U	U	.0006	U	U
4-Amino-2,6-dinitrotoluene		mg/L	.0004	U	UJ	.0004	U	UJ	.0004	U	UJ	.0004	U	UJ
HMX		mg/L	.0004	U	U	.0004	U	U	.0004	U	U	.0004	U	U
Nitrobenzene		mg/L	.0004	U	UJ	.0004	U	UJ	.0004	U	UJ	.0004	U	UJ
RDX		mg/L	.0004	U	U	.0004	U	U	.0004	U	U	.0004	U	U
Tetryl		mg/L	.0004	U	UJ	.0004	U	UJ	.0004	U	UJ	.0004	U	UJ
p-Nitrotoluene		mg/L	.0006	U	U	.0006	U	U	.0006	U	U	.0006	U	U
<b>ORTHOSULFUR</b>														
SW8270														
1,4-Dithiane		mg/L	.0048	U	U	.0048	U	U	.0048	U	U	.0049	U	U
1,4-Oxathiane		mg/L	.0048	U	U	.0048	U	U	.0048	U	U	.0049	U	U

Summary of Validated Surface Water Analytical Data  
 Range L - Lima Pond, Parcel 204(7)  
 Fort McClellan, Alabama

Report Date: 04/23/03

Page: 4 of 14

<i>Location Code:</i>	RLR-204-SW/SD04	RLR-204-SW/SD05	RLR-204-SW/SD06
<i>Associated Site:</i>	RLR-204	RLR-204	RLR-204
<i>Sample No.:</i>	MJ2005	MJ2006	MJ2007
<i>Sample Date:</i>	15-APR-02	16-APR-02	16-APR-02

*User Test Group*

*Lab Method*

<u><i>Parameter</i></u>	<u><i>Flt</i></u>	<u><i>Units</i></u>	<u><i>Result</i></u>	<u><i>Qual</i></u>	<u><i>VQual</i></u>	<u><i>Result</i></u>	<u><i>Qual</i></u>	<u><i>VQual</i></u>	<u><i>Result</i></u>	<u><i>Qual</i></u>	<u><i>VQual</i></u>
<b>METALS</b>											
SW6010B											
Potassium		mg/L	1.23	J	B	.965	J	B	.991	J	B
Selenium		mg/L	.01	U	U	.01	U	U	.01	U	U
Silver		mg/L	.02	U	U	.02	U	U	.02	U	U
Sodium		mg/L	1.23			.718	J	J	.718	J	J
Thallium		mg/L	.01	U	U	.01	U	U	.01	U	U
Vanadium		mg/L	.02	U	U	.02	U	U	.02	U	U
Zinc		mg/L	.0406	J	J	.0545	J	J	.0459	J	J
SW7470A											
Mercury		mg/L	.0005	U	U	.0005	U	U	.0005	U	U
<b>NITROAROMATICS</b>											
SW8330											
1,3,5-Trinitrobenzene		mg/L	.0004	U	U	.0004	U	U	.0004	U	U
1,3-Dinitrobenzene		mg/L	.0004	U	UJ	.0004	U	U	.0004	U	UJ
2,4,6-Trinitrotoluene		mg/L	.0004	U	U	.0004	U	U	.0004	U	U
2,4-Dinitrotoluene		mg/L	.0004	U	U	.0004	U	U	.0004	U	U
2,6-Dinitrotoluene		mg/L	.0004	U	U	.0004	U	U	.0004	U	U
2-Amino-4,6-dinitrotoluene		mg/L	.0004	U	U	.0004	U	U	.0004	U	U
2-Nitrotoluene		mg/L	.0004	U	U	.0004	U	U	.0004	U	U
3-Nitrotoluene		mg/L	.0006	U	U	.0006	U	U	.0006	U	U
4-Amino-2,6-dinitrotoluene		mg/L	.0004	U	UJ	.0004	U	U	.0004	U	UJ
HMX		mg/L	.0004	U	U	.0004	U	U	.0004	U	U
Nitrobenzene		mg/L	.0004	U	UJ	.0004	U	UJ	.0004	U	UJ
RDX		mg/L	.0004	U	U	.0004	U	U	.0004	U	U
Tetryl		mg/L	.0004	U	UJ	.0004	U	UJ	.0004	U	UJ
p-Nitrotoluene		mg/L	.0006	U	U	.0006	U	U	.0006	U	U
<b>ORTHOSULFUR</b>											
SW8270											
1,4-Dithiane		mg/L	.0051	U	U	.0052	U	U	.0054	U	U
1,4-Oxathiane		mg/L	.0051	U	U	.0052	U	U	.0054	U	U

Summary of Validated Surface Water Analytical Data  
 Range L - Lima Pond, Parcel 204(7)  
 Fort McClellan, Alabama

Report Date: 04/23/03

Page: 5 of 14

<i>Location Code:</i>	RLR-204-SW/SD01	RLR-204-SW/SD02	RLR-204-SW/SD02	RLR-204-SW/SD03
<i>Associated Site:</i>	RLR-204	RLR-204	RLR-204	RLR-204
<i>Sample No.:</i>	MJ2001	MJ2002	MJ2003	MJ2004
<i>Sample Date:</i>	15-APR-02	15-APR-02	15-APR-02	15-APR-02

User Test Group  
 Lab Method

<u>Parameter</u>	<u>Flt</u>	<u>Units</u>	<u>Result</u>	<u>Qual</u>	<u>VQual</u>	<u>Result</u>	<u>Qual</u>	<u>VQual</u>	<u>Result</u>	<u>Qual</u>	<u>VQual</u>	<u>Result</u>	<u>Qual</u>	<u>VQual</u>
<b>ORTHOSULFUR</b>														
SW8270														
p-Chlorophenylmethylsulfone		mg/L	.0097	U	U	.0096	U	U	.0095	U	U	.0098	U	U
p-Chlorophenylmethylsulfoxide		mg/L	.0097	U	U	.0096	U	U	.0095	U	U	.0098	U	U
<b>SEMIVOLATILES</b>														
SW8270C														
1,2,4-Trichlorobenzene		mg/L	.0095	U	U	.0094	U	U	.0094	U	U	.0097	U	U
1,2-Dichlorobenzene		mg/L	.0095	U	U	.0094	U	U	.0094	U	U	.0097	U	U
1,3-Dichlorobenzene		mg/L	.0095	U	U	.0094	U	U	.0094	U	U	.0097	U	U
1,4-Dichlorobenzene		mg/L	.0095	U	U	.0094	U	U	.0094	U	U	.0097	U	U
2,4,5-Trichlorophenol		mg/L	.0095	U	U	.0094	U	U	.0094	U	U	.0097	U	U
2,4,6-Trichlorophenol		mg/L	.0095	U	U	.0094	U	U	.0094	U	U	.0097	U	U
2,4-Dichlorophenol		mg/L	.0095	U	U	.0094	U	U	.0094	U	U	.0097	U	U
2,4-Dimethylphenol		mg/L	.0095	U	U	.0094	U	U	.0094	U	U	.0097	U	U
2,4-Dinitrophenol		mg/L	.019	U	U	.019	U	U	.019	U	U	.019	U	U
2,4-Dinitrotoluene		mg/L	.019	U	U	.019	U	U	.019	U	U	.019	U	U
2,6-Dinitrotoluene		mg/L	.019	U	U	.019	U	U	.019	U	U	.019	U	U
2-Chloronaphthalene		mg/L	.0095	U	U	.0094	U	U	.0094	U	U	.0097	U	U
2-Chlorophenol		mg/L	.0095	U	U	.0094	U	U	.0094	U	U	.0097	U	U
2-Methylnaphthalene		mg/L	.0095	U	U	.0094	U	U	.0094	U	U	.0097	U	U
2-Methylphenol		mg/L	.0095	U	U	.0094	U	U	.0094	U	U	.0097	U	U
2-Nitroaniline		mg/L	.019	U	U	.019	U	U	.019	U	U	.019	U	U
2-Nitrophenol		mg/L	.0095	U	U	.0094	U	U	.0094	U	U	.0097	U	U
3,3'-Dichlorobenzidine		mg/L	.0095	U	U	.0094	U	U	.0094	U	U	.0097	U	U
3-Nitroaniline		mg/L	.0095	U	U	.0094	U	U	.0094	U	U	.0097	U	U
4,6-Dinitro-2-methylphenol		mg/L	.019	U	U	.019	U	U	.019	U	U	.019	U	U
4-Bromophenyl phenyl ether		mg/L	.019	U	U	.019	U	U	.019	U	U	.019	U	U
4-Chloro-3-methylphenol		mg/L	.0095	U	U	.0094	U	U	.0094	U	U	.0097	U	U
4-Chloroaniline		mg/L	.0095	U	U	.0094	U	U	.0094	U	U	.0097	U	U
4-Chlorophenyl phenyl ether		mg/L	.0095	U	U	.0094	U	U	.0094	U	U	.0097	U	U
4-Methylphenol		mg/L	.0095	U	U	.0094	U	U	.0094	U	U	.0097	U	U
4-Nitroaniline		mg/L	.0095	U	U	.0094	U	U	.0094	U	U	.0097	U	U

Summary of Validated Surface Water Analytical Data  
 Range L - Lima Pond, Parcel 204(7)  
 Fort McClellan, Alabama

Report Date: 04/23/03

Page: 6 of 14

<i>Location Code:</i>	RLR-204-SW/SD04	RLR-204-SW/SD05	RLR-204-SW/SD06
<i>Associated Site:</i>	RLR-204	RLR-204	RLR-204
<i>Sample No.:</i>	MJ2005	MJ2006	MJ2007
<i>Sample Date:</i>	15-APR-02	16-APR-02	16-APR-02

User Test Group

Lab Method

<u>Parameter</u>	<u>Flt</u>	<u>Units</u>	<u>Result</u>	<u>Qual</u>	<u>VQual</u>	<u>Result</u>	<u>Qual</u>	<u>VQual</u>	<u>Result</u>	<u>Qual</u>	<u>VQual</u>
<b>ORTHOSULFUR</b>											
SW8270											
p-Chlorophenylmethylsulfone		mg/L	.01	U	U	.01	U	U	.011	U	U
p-Chlorophenylmethylsulfoxide		mg/L	.01	U	U	.01	U	U	.011	U	U
<b>SEMIVOLATILES</b>											
SW8270C											
1,2,4-Trichlorobenzene		mg/L	.0096	U	U	.0097	U	U	.0097	U	U
1,2-Dichlorobenzene		mg/L	.0074	J	J	.0097	U	U	.0097	U	U
1,3-Dichlorobenzene		mg/L	.0096	U	U	.0097	U	U	.0097	U	U
1,4-Dichlorobenzene		mg/L	.0096	U	U	.0097	U	U	.0097	U	U
2,4,5-Trichlorophenol		mg/L	.0096	U	U	.0097	U	U	.0097	U	U
2,4,6-Trichlorophenol		mg/L	.0096	U	U	.0097	U	U	.0097	U	U
2,4-Dichlorophenol		mg/L	.0096	U	U	.0097	U	U	.0097	U	U
2,4-Dimethylphenol		mg/L	.0096	U	U	.0097	U	U	.0097	U	U
2,4-Dinitrophenol		mg/L	.019	U	U	.019	U	U	.019	U	U
2,4-Dinitrotoluene		mg/L	.019	U	U	.019	U	U	.019	U	U
2,6-Dinitrotoluene		mg/L	.019	U	U	.019	U	U	.019	U	U
2-Chloronaphthalene		mg/L	.0096	U	U	.0097	U	U	.0097	U	U
2-Chlorophenol		mg/L	.0096	U	U	.0097	U	U	.0097	U	U
2-Methylnaphthalene		mg/L	.0096	U	U	.0097	U	U	.0097	U	U
2-Methylphenol		mg/L	.0096	U	U	.0097	U	U	.0097	U	U
2-Nitroaniline		mg/L	.019	U	U	.019	U	U	.019	U	U
2-Nitrophenol		mg/L	.0096	U	U	.0097	U	U	.0097	U	U
3,3'-Dichlorobenzidine		mg/L	.0096	U	U	.0097	U	U	.0097	U	U
3-Nitroaniline		mg/L	.0096	U	U	.0097	U	U	.0097	U	U
4,6-Dinitro-2-methylphenol		mg/L	.019	U	U	.019	U	U	.019	U	U
4-Bromophenyl phenyl ether		mg/L	.019	U	U	.019	U	U	.019	U	U
4-Chloro-3-methylphenol		mg/L	.0096	U	U	.0097	U	U	.0097	U	U
4-Chloroaniline		mg/L	.0096	U	U	.0097	U	U	.0097	U	U
4-Chlorophenyl phenyl ether		mg/L	.0096	U	U	.0097	U	U	.0097	U	U
4-Methylphenol		mg/L	.0049	J	J	.0097	U	U	.0097	U	U
4-Nitroaniline		mg/L	.0096	U	U	.0097	U	U	.0097	U	U

Summary of Validated Surface Water Analytical Data  
 Range L - Lima Pond, Parcel 204(7)  
 Fort McClellan, Alabama

Report Date: 04/23/03

Page: 7 of 14

<i>Location Code:</i>	RLR-204-SW/SD01	RLR-204-SW/SD02	RLR-204-SW/SD02	RLR-204-SW/SD03
<i>Associated Site:</i>	RLR-204	RLR-204	RLR-204	RLR-204
<i>Sample No.:</i>	MJ2001	MJ2002	MJ2003	MJ2004
<i>Sample Date:</i>	15-APR-02	15-APR-02	15-APR-02	15-APR-02

*User Test Group*  
*Lab Method*

<u>Parameter</u>	<u>Flt</u>	<u>Units</u>	<u>Result</u>	<u>Qual</u>	<u>VQual</u>	<u>Result</u>	<u>Qual</u>	<u>VQual</u>	<u>Result</u>	<u>Qual</u>	<u>VQual</u>	<u>Result</u>	<u>Qual</u>	<u>VQual</u>
<b>SEMIVOLATILES</b>														
SW8270C														
4-Nitrophenol		mg/L	.0095	U	UJ	.0094	U	UJ	.0094	U	UJ	.0097	U	UJ
Acenaphthene		mg/L	.0095	U	U	.0094	U	U	.0094	U	U	.0097	U	U
Acenaphthylene		mg/L	.0095	U	U	.0094	U	U	.0094	U	U	.0097	U	U
Anthracene		mg/L	.0095	U	U	.0094	U	U	.0094	U	U	.0097	U	U
Benzo(a)anthracene		mg/L	.0095	U	U	.0094	U	U	.0094	U	U	.0097	U	U
Benzo(a)pyrene		mg/L	.0095	U	U	.0094	U	U	.0094	U	U	.0097	U	U
Benzo(b)fluoranthene		mg/L	.0095	U	U	.0094	U	U	.0094	U	U	.0097	U	U
Benzo(ghi)perylene		mg/L	.0095	U	U	.0094	U	U	.0094	U	U	.0097	U	U
Benzo(k)fluoranthene		mg/L	.0095	U	U	.0094	U	U	.0094	U	U	.0097	U	U
Bis(2-Chloroethoxy)methane		mg/L	.0095	U	U	.0094	U	U	.0094	U	U	.0097	U	U
Bis(2-Chloroethyl)ether		mg/L	.0095	U	U	.0094	U	U	.0094	U	U	.0097	U	U
Bis(2-Chloroisopropyl)ether		mg/L	.0095	U	U	.0094	U	U	.0094	U	U	.0097	U	U
Bis(2-Ethylhexyl)phthalate		mg/L	.019	U	U	.019	U	U	.016	J	J	.019	U	U
Butyl benzyl phthalate		mg/L	.0095	U	U	.0094	U	U	.0094	U	U	.0097	U	U
Carbazole		mg/L	.0095	U	U	.0094	U	U	.0094	U	U	.0097	U	U
Chrysene		mg/L	.0095	U	U	.0094	U	U	.0094	U	U	.0097	U	U
Di-n-butyl phthalate		mg/L	.0095	U	U	.0094	U	U	.0094	U	U	.0097	U	U
Di-n-octyl phthalate		mg/L	.0095	U	U	.0094	U	U	.0094	U	U	.0097	U	U
Dibenz(a,h)anthracene		mg/L	.0095	U	U	.0094	U	U	.0094	U	U	.0097	U	U
Dibenzofuran		mg/L	.0095	U	U	.0094	U	U	.0094	U	U	.0097	U	U
Diethyl phthalate		mg/L	.019	U	U	.019	U	U	.019	U	U	.019	U	U
Dimethyl phthalate		mg/L	.019	U	U	.019	U	U	.019	U	U	.019	U	U
Fluoranthene		mg/L	.0095	U	U	.0094	U	U	.0094	U	U	.0097	U	U
Fluorene		mg/L	.0095	U	U	.0094	U	U	.0094	U	U	.0097	U	U
Hexachlorobenzene		mg/L	.019	U	UJ	.019	U	UJ	.019	U	UJ	.019	U	UJ
Hexachlorobutadiene		mg/L	.0095	U	U	.0094	U	U	.0094	U	U	.0097	U	U
Hexachlorocyclopentadiene		mg/L	.0095	U	UJ	.0094	U	UJ	.0094	U	UJ	.0097	U	UJ
Hexachloroethane		mg/L	.0095	U	U	.0094	U	U	.0094	U	U	.0097	U	U
Indeno(1,2,3-cd)pyrene		mg/L	.0095	U	U	.0094	U	U	.0094	U	U	.0097	U	U
Isophorone		mg/L	.0095	U	U	.0094	U	U	.0094	U	U	.0097	U	U
N-Nitroso-di-n-propylamine		mg/L	.0095	U	U	.0094	U	U	.0094	U	U	.0097	U	U

Summary of Validated Surface Water Analytical Data  
 Range L - Lima Pond, Parcel 204(7)  
 Fort McClellan, Alabama

Report Date: 04/23/03

Page: 8 of 14

<i>Location Code:</i>	RLR-204-SW/SD04	RLR-204-SW/SD05	RLR-204-SW/SD06
<i>Associated Site:</i>	RLR-204	RLR-204	RLR-204
<i>Sample No.:</i>	MJ2005	MJ2006	MJ2007
<i>Sample Date:</i>	15-APR-02	16-APR-02	16-APR-02

*User Test Group*  
*Lab Method*

<u>Parameter</u>	<u>Flt</u>	<u>Units</u>	<u>Result</u>	<u>Qual</u>	<u>VQual</u>	<u>Result</u>	<u>Qual</u>	<u>VQual</u>	<u>Result</u>	<u>Qual</u>	<u>VQual</u>
<b>SEMIVOLATILES</b>											
SW8270C											
4-Nitrophenol		mg/L	.0096	U	UJ	.0097	U	UJ	.0097	U	UJ
Acenaphthene		mg/L	.0096	U	U	.0097	U	U	.0097	U	U
Acenaphthylene		mg/L	.0096	U	U	.0097	U	U	.0097	U	U
Anthracene		mg/L	.0096	U	U	.0097	U	U	.0097	U	U
Benzo(a)anthracene		mg/L	.0096	U	U	.0097	U	U	.0097	U	U
Benzo(a)pyrene		mg/L	.0096	U	U	.0097	U	U	.0097	U	U
Benzo(b)fluoranthene		mg/L	.0096	U	U	.0097	U	U	.0097	U	U
Benzo(ghi)perylene		mg/L	.0096	U	U	.0097	U	U	.0097	U	U
Benzo(k)fluoranthene		mg/L	.0096	U	U	.0097	U	U	.0097	U	U
Bis(2-Chloroethoxy)methane		mg/L	.0096	U	U	.0097	U	U	.0097	U	U
Bis(2-Chloroethyl)ether		mg/L	.0096	U	U	.0097	U	U	.0097	U	U
Bis(2-Chloroisopropyl)ether		mg/L	.0096	U	U	.0097	U	U	.0097	U	U
Bis(2-Ethylhexyl)phthalate		mg/L	.019	U	U	.019	U	U	.019	U	U
Butyl benzyl phthalate		mg/L	.0096	U	U	.0097	U	U	.0097	U	U
Carbazole		mg/L	.0096	U	U	.0097	U	U	.0097	U	U
Chrysene		mg/L	.0096	U	U	.0097	U	U	.0097	U	U
Di-n-butyl phthalate		mg/L	.0096	U	U	.0097	U	U	.0097	U	U
Di-n-octyl phthalate		mg/L	.0096	U	U	.0097	U	U	.0097	U	U
Dibenz(a,h)anthracene		mg/L	.0096	U	U	.0097	U	U	.0097	U	U
Dibenzofuran		mg/L	.0096	U	U	.0097	U	U	.0097	U	U
Diethyl phthalate		mg/L	.019	U	U	.019	U	U	.019	U	U
Dimethyl phthalate		mg/L	.019	U	U	.019	U	U	.019	U	U
Fluoranthene		mg/L	.0096	U	U	.0097	U	U	.0097	U	U
Fluorene		mg/L	.0096	U	U	.0097	U	U	.0097	U	U
Hexachlorobenzene		mg/L	.019	U	UJ	.019	U	UJ	.019	U	UJ
Hexachlorobutadiene		mg/L	.0096	U	U	.0097	U	U	.0097	U	U
Hexachlorocyclopentadiene		mg/L	.0096	U	UJ	.0097	U	UJ	.0097	U	UJ
Hexachloroethane		mg/L	.0096	U	U	.0097	U	U	.0097	U	U
Indeno(1,2,3-cd)pyrene		mg/L	.0096	U	U	.0097	U	U	.0097	U	U
Isophorone		mg/L	.0096	U	U	.0097	U	U	.0097	U	U
N-Nitroso-di-n-propylamine		mg/L	.0096	U	U	.0097	U	U	.0097	U	U

Summary of Validated Surface Water Analytical Data  
 Range L - Lima Pond, Parcel 204(7)  
 Fort McClellan, Alabama

Report Date: 04/23/03

Page: 9 of 14

<i>Location Code:</i>	RLR-204-SW/SD01	RLR-204-SW/SD02	RLR-204-SW/SD02	RLR-204-SW/SD03
<i>Associated Site:</i>	RLR-204	RLR-204	RLR-204	RLR-204
<i>Sample No.:</i>	MJ2001	MJ2002	MJ2003	MJ2004
<i>Sample Date:</i>	15-APR-02	15-APR-02	15-APR-02	15-APR-02

User Test Group  
 Lab Method

<u>Parameter</u>	<u>Flt</u>	<u>Units</u>	<u>Result</u>	<u>Qual</u>	<u>VQual</u>	<u>Result</u>	<u>Qual</u>	<u>VQual</u>	<u>Result</u>	<u>Qual</u>	<u>VQual</u>	<u>Result</u>	<u>Qual</u>	<u>VQual</u>
<b>SEMIVOLATILES</b>														
SW8270C														
N-Nitrosodiphenylamine		mg/L	.0095	U	U	.0094	U	U	.0094	U	U	.0097	U	U
Naphthalene		mg/L	.0095	U	U	.0094	U	U	.0094	U	U	.0097	U	U
Nitrobenzene		mg/L	.0095	U	U	.0094	U	U	.0094	U	U	.0097	U	U
Pentachlorophenol		mg/L	.019	U	U	.019	U	U	.019	U	U	.019	U	U
Phenanthrene		mg/L	.019	U	U	.019	U	U	.019	U	U	.019	U	U
Phenol		mg/L	.0095	U	U	.0094	U	U	.0094	U	U	.0097	U	U
Pyrene		mg/L	.0095	U	U	.0094	U	U	.0094	U	U	.0097	U	U
<b>VOLATILES</b>														
SW8260B														
1,1,1,2-Tetrachloroethane		mg/L	.001	U	U	.001	U	U	.001	U	U	.001	U	U
1,1,1-Trichloroethane		mg/L	.001	U	U	.001	U	U	.001	U	U	.001	U	U
1,1,2,2-Tetrachloroethane		mg/L	.001	U	U	.001	U	U	.001	U	U	.001	U	U
1,1,2-Trichloroethane		mg/L	.001	U	U	.001	U	U	.001	U	U	.001	U	U
1,1-Dichloroethane		mg/L	.001	U	U	.001	U	U	.001	U	U	.001	U	U
1,1-Dichloroethene		mg/L	.001	U	U	.001	U	U	.001	U	U	.001	U	U
1,1-Dichloropropene		mg/L	.001	U	U	.001	U	U	.001	U	U	.001	U	U
1,2,3-Trichlorobenzene		mg/L	.001	U	U	.001	U	U	.001	U	U	.001	U	U
1,2,3-Trichloropropane		mg/L	.001	U	U	.001	U	U	.001	U	U	.001	U	U
1,2,4-Trichlorobenzene		mg/L	.001	U	U	.001	U	U	.001	U	U	.001	U	U
1,2,4-Trimethylbenzene		mg/L	.001	U	U	.001	U	U	.001	U	U	.001	U	U
1,2-Dibromo-3-Chloropropane		mg/L	.002	U	U	.002	U	U	.002	U	U	.002	U	U
1,2-Dibromoethane		mg/L	.001	U	U	.001	U	U	.001	U	U	.001	U	U
1,2-Dichlorobenzene		mg/L	.001	U	U	.001	U	U	.001	U	U	.001	U	U
1,2-Dichloroethane		mg/L	.001	U	U	.001	U	U	.001	U	U	.001	U	U
1,2-Dichloropropane		mg/L	.001	U	U	.001	U	U	.001	U	U	.001	U	U
1,2-Dimethylbenzene		mg/L	.001	U	U	.001	U	U	.001	U	U	.001	U	U
1,3,5-Trimethylbenzene		mg/L	.001	U	U	.001	U	U	.001	U	U	.001	U	U
1,3-Dichlorobenzene		mg/L	.001	U	U	.001	U	U	.001	U	U	.001	U	U
1,3-Dichloropropane		mg/L	.001	U	U	.001	U	U	.001	U	U	.001	U	U
1,4-Dichlorobenzene		mg/L	.005	U	U	.005	U	U	.005	U	U	.005	U	U

Summary of Validated Surface Water Analytical Data  
 Range L - Lima Pond, Parcel 204(7)  
 Fort McClellan, Alabama

Report Date: 04/23/03

Page: 10 of 14

<i>Location Code:</i>	RLR-204-SW/SD04	RLR-204-SW/SD05	RLR-204-SW/SD06
<i>Associated Site:</i>	RLR-204	RLR-204	RLR-204
<i>Sample No.:</i>	MJ2005	MJ2006	MJ2007
<i>Sample Date:</i>	15-APR-02	16-APR-02	16-APR-02

*User Test Group*

*Lab Method*

<u>Parameter</u>	<u>Flt</u>	<u>Units</u>	<u>Result</u>	<u>Qual</u>	<u>VQual</u>	<u>Result</u>	<u>Qual</u>	<u>VQual</u>	<u>Result</u>	<u>Qual</u>	<u>VQual</u>
<b>SEMIVOLATILES</b>											
SW8270C											
N-Nitrosodiphenylamine		mg/L	.0096	U	U	.0097	U	U	.0097	U	U
Naphthalene		mg/L	.0096	U	U	.0097	U	U	.0097	U	U
Nitrobenzene		mg/L	.0096	U	U	.0097	U	U	.0097	U	U
Pentachlorophenol		mg/L	.019	U	U	.019	U	U	.019	U	U
Phenanthrene		mg/L	.019	U	U	.019	U	U	.019	U	U
Phenol		mg/L	.0096	U	U	.0097	U	U	.0097	U	U
Pyrene		mg/L	.0096	U	U	.0097	U	U	.0097	U	U
<b>VOLATILES</b>											
SW8260B											
1,1,1,2-Tetrachloroethane		mg/L	.001	U	U	.001	U	U	.001	U	U
1,1,1-Trichloroethane		mg/L	.001	U	U	.001	U	U	.001	U	U
1,1,2,2-Tetrachloroethane		mg/L	.001	U	U	.001	U	U	.001	U	U
1,1,2-Trichloroethane		mg/L	.001	U	U	.001	U	U	.001	U	U
1,1-Dichloroethane		mg/L	.001	U	U	.001	U	U	.001	U	U
1,1-Dichloroethene		mg/L	.001	U	U	.001	U	U	.001	U	U
1,1-Dichloropropene		mg/L	.001	U	U	.001	U	U	.001	U	U
1,2,3-Trichlorobenzene		mg/L	.001	U	U	.001	U	U	.001	U	U
1,2,3-Trichloropropane		mg/L	.001	U	U	.001	U	U	.001	U	U
1,2,4-Trichlorobenzene		mg/L	.001	U	U	.001	U	U	.001	U	U
1,2,4-Trimethylbenzene		mg/L	.001	U	U	.001	U	U	.001	U	U
1,2-Dibromo-3-Chloropropane		mg/L	.002	U	U	.002	U	U	.002	U	U
1,2-Dibromoethane		mg/L	.001	U	U	.001	U	U	.001	U	U
1,2-Dichlorobenzene		mg/L	.001	U	U	.001	U	U	.001	U	U
1,2-Dichloroethane		mg/L	.001	U	U	.001	U	U	.001	U	U
1,2-Dichloropropane		mg/L	.001	U	U	.001	U	U	.001	U	U
1,2-Dimethylbenzene		mg/L	.001	U	U	.001	U	U	.001	U	U
1,3,5-Trimethylbenzene		mg/L	.001	U	U	.001	U	U	.001	U	U
1,3-Dichlorobenzene		mg/L	.001	U	U	.001	U	U	.001	U	U
1,3-Dichloropropane		mg/L	.001	U	U	.001	U	U	.001	U	U
1,4-Dichlorobenzene		mg/L	.005	U	U	.005	U	U	.005	U	U

Summary of Validated Surface Water Analytical Data  
 Range L - Lima Pond, Parcel 204(7)  
 Fort McClellan, Alabama

Report Date: 04/23/03

Page: 11 of 14

<i>Location Code:</i>	RLR-204-SW/SD01	RLR-204-SW/SD02	RLR-204-SW/SD02	RLR-204-SW/SD03
<i>Associated Site:</i>	RLR-204	RLR-204	RLR-204	RLR-204
<i>Sample No.:</i>	MJ2001	MJ2002	MJ2003	MJ2004
<i>Sample Date:</i>	15-APR-02	15-APR-02	15-APR-02	15-APR-02

*User Test Group*  
*Lab Method*

<u>Parameter</u>	<u>Flt</u>	<u>Units</u>	<u>Result</u>	<u>Qual</u>	<u>VQual</u>	<u>Result</u>	<u>Qual</u>	<u>VQual</u>	<u>Result</u>	<u>Qual</u>	<u>VQual</u>	<u>Result</u>	<u>Qual</u>	<u>VQual</u>
<b>VOLATILES</b>														
SW8260B														
2-Butanone		mg/L	.01	U	R	.01	U	R	.01	U	R	.01	U	R
2-Hexanone		mg/L	.01	U	R	.01	U	R	.01	U	R	.01	U	R
4-Methyl-2-pentanone		mg/L	.01	U	U	.01	U	U	.01	U	U	.01	U	U
Acetone		mg/L	.0077	J	J	.0077	J	J	.0086	J	J	.0084	J	J
Benzene		mg/L	.001	U	U	.001	U	U	.001	U	U	.001	U	U
Bromobenzene		mg/L	.001	U	U	.001	U	U	.001	U	U	.001	U	U
Bromochloromethane		mg/L	.001	U	U	.001	U	U	.001	U	U	.001	U	U
Bromodichloromethane		mg/L	.001	U	U	.001	U	U	.001	U	U	.001	U	U
Bromoform		mg/L	.001	U	U	.001	U	U	.001	U	U	.001	U	U
Bromomethane		mg/L	.001	U	U	.001	U	U	.001	U	U	.001	U	U
Carbon disulfide		mg/L	.00027	J	J	.001	U	U	.001	U	U	.001	U	U
Carbon tetrachloride		mg/L	.001	U	U	.001	U	U	.001	U	U	.001	U	U
Chlorobenzene		mg/L	.001	U	U	.001	U	U	.001	U	U	.001	U	U
Chloroethane		mg/L	.001	U	U	.001	U	U	.001	U	U	.001	U	U
Chloroform		mg/L	.001	U	U	.001	U	U	.001	U	U	.001	U	U
Chloromethane		mg/L	.001	U	U	.001	U	U	.001	U	U	.001	U	U
Cis-1,2-Dichloroethene		mg/L	.001	U	U	.001	U	U	.001	U	U	.001	U	U
Cis-1,3-Dichloropropene		mg/L	.001	U	U	.001	U	U	.001	U	U	.001	U	U
Cumene		mg/L	.001	U	U	.001	U	U	.001	U	U	.001	U	U
Dibromochloromethane		mg/L	.001	U	U	.001	U	U	.001	U	U	.001	U	U
Dibromomethane		mg/L	.001	U	U	.001	U	U	.001	U	U	.001	U	U
Dichlorodifluoromethane		mg/L	.001	U	U	.001	U	U	.001	U	U	.001	U	U
Ethylbenzene		mg/L	.001	U	U	.001	U	U	.001	U	U	.001	U	U
Hexachlorobutadiene		mg/L	.001	U	U	.001	U	U	.001	U	U	.001	U	U
Methylene chloride		mg/L	.002	U	U	.002	U	U	.002	U	U	.002	U	U
N-Butylbenzene		mg/L	.001	U	U	.001	U	U	.001	U	U	.001	U	U
N-Propylbenzene		mg/L	.001	U	U	.001	U	U	.001	U	U	.001	U	U
Naphthalene		mg/L	.001	U	U	.001	U	U	.001	U	U	.001	U	U
Styrene		mg/L	.001	U	U	.001	U	U	.001	U	U	.001	U	U
Tetrachloroethene		mg/L	.001	U	U	.001	U	U	.001	U	U	.001	U	U
Toluene		mg/L	.0037			.002			.0021			.003		

Summary of Validated Surface Water Analytical Data  
 Range L - Lima Pond, Parcel 204(7)  
 Fort McClellan, Alabama

Report Date: 04/23/03

Page: 12 of 14

<i>Location Code:</i>	RLR-204-SW/SD04	RLR-204-SW/SD05	RLR-204-SW/SD06
<i>Associated Site:</i>	RLR-204	RLR-204	RLR-204
<i>Sample No.:</i>	MJ2005	MJ2006	MJ2007
<i>Sample Date:</i>	15-APR-02	16-APR-02	16-APR-02

*User Test Group*  
*Lab Method*

<u>Parameter</u>	<u>Flt</u>	<u>Units</u>	<u>Result</u>	<u>Qual</u>	<u>VQual</u>	<u>Result</u>	<u>Qual</u>	<u>VQual</u>	<u>Result</u>	<u>Qual</u>	<u>VQual</u>
<b>VOLATILES</b>											
SW8260B											
2-Butanone		mg/L	.0025	J	J	.01	U	R	.01	U	R
2-Hexanone		mg/L	.01	U	R	.01	U	R	.01	U	R
4-Methyl-2-pentanone		mg/L	.01	U	U	.01	U	U	.01	U	U
Acetone		mg/L	.012		R	.0062	J	J	.01	U	U
Benzene		mg/L	.001	U	U	.001	U	U	.001	U	U
Bromobenzene		mg/L	.001	U	U	.001	U	U	.001	U	U
Bromochloromethane		mg/L	.001	U	U	.001	U	U	.001	U	U
Bromodichloromethane		mg/L	.001	U	U	.001	U	U	.001	U	U
Bromoform		mg/L	.001	U	U	.001	U	U	.001	U	U
Bromomethane		mg/L	.001	U	U	.001	U	U	.001	U	U
Carbon disulfide		mg/L	.00062	J	J	.001	U	U	.001	U	U
Carbon tetrachloride		mg/L	.001	U	U	.001	U	U	.001	U	U
Chlorobenzene		mg/L	.001	U	U	.001	U	U	.001	U	U
Chloroethane		mg/L	.001	U	U	.001	U	U	.001	U	U
Chloroform		mg/L	.001	U	U	.001	U	U	.001	U	U
Chloromethane		mg/L	.001	U	U	.001	U	U	.001	U	U
Cis-1,2-Dichloroethene		mg/L	.001	U	U	.001	U	U	.001	U	U
Cis-1,3-Dichloropropene		mg/L	.001	U	U	.001	U	U	.001	U	U
Cumene		mg/L	.001	U	U	.001	U	U	.001	U	U
Dibromochloromethane		mg/L	.001	U	U	.001	U	U	.001	U	U
Dibromomethane		mg/L	.001	U	U	.001	U	U	.001	U	U
Dichlorodifluoromethane		mg/L	.001	U	U	.001	U	U	.001	U	U
Ethylbenzene		mg/L	.00026	J	J	.001	U	U	.001	U	U
Hexachlorobutadiene		mg/L	.001	U	U	.001	U	U	.001	U	U
Methylene chloride		mg/L	.002	U	U	.002	U	U	.002	U	U
N-Butylbenzene		mg/L	.001	U	U	.001	U	U	.001	U	U
N-Propylbenzene		mg/L	.00084	J	J	.001	U	U	.001	U	U
Naphthalene		mg/L	.001	U	U	.001	U	U	.001	U	U
Styrene		mg/L	.001	U	U	.001	U	U	.001	U	U
Tetrachloroethene		mg/L	.001	U	U	.001	U	U	.001	U	U
Toluene		mg/L	.0097			.0014			.00084	J	J

Summary of Validated Surface Water Analytical Data  
 Range L - Lima Pond, Parcel 204(7)  
 Fort McClellan, Alabama

Report Date: 04/23/03

Page: 13 of 14

<i>Location Code:</i>	RLR-204-SW/SD01	RLR-204-SW/SD02	RLR-204-SW/SD02	RLR-204-SW/SD03
<i>Associated Site:</i>	RLR-204	RLR-204	RLR-204	RLR-204
<i>Sample No.:</i>	MJ2001	MJ2002	MJ2003	MJ2004
<i>Sample Date:</i>	15-APR-02	15-APR-02	15-APR-02	15-APR-02

User Test Group  
 Lab Method

<u>Parameter</u>	<u>Flt</u>	<u>Units</u>	<u>Result</u>	<u>Qual</u>	<u>VQual</u>	<u>Result</u>	<u>Qual</u>	<u>VQual</u>	<u>Result</u>	<u>Qual</u>	<u>VQual</u>	<u>Result</u>	<u>Qual</u>	<u>VQual</u>
<b>VOLATILES</b>														
SW8260B														
Trans-1,2-Dichloroethene		mg/L	.001	U	U	.001	U	U	.001	U	U	.001	U	U
Trans-1,3-Dichloropropene		mg/L	.001	U	U	.001	U	U	.001	U	U	.001	U	U
Trichloroethene		mg/L	.001	U	U	.001	U	U	.001	U	U	.001	U	U
Trichlorofluoromethane		mg/L	.001	U	U	.001	U	U	.001	U	U	.001	U	U
Vinyl chloride		mg/L	.001	U	U	.001	U	U	.001	U	U	.001	U	U
m,p-Xylenes		mg/L	.002	U	U	.002	U	U	.002	U	U	.002	U	U
o-Chlorotoluene		mg/L	.001	U	U	.001	U	U	.001	U	U	.001	U	U
p-Chlorotoluene		mg/L	.001	U	U	.001	U	U	.001	U	U	.001	U	U
p-Cymene		mg/L	.0006	J	J	.00043	J	J	.00044	J	J	.00049	J	J
sec-Butylbenzene		mg/L	.001	U	U	.001	U	U	.001	U	U	.001	U	U
sec-Dichloropropane		mg/L	.001	U	U	.001	U	U	.001	U	U	.001	U	U
tert-Butylbenzene		mg/L	.001	U	U	.001	U	U	.001	U	U	.001	U	U
<b>WET_CHEM</b>														
E160.1														
SOLIDS, TOTAL DISSOLVED		mg/L	80			68			59			33		
E160.2														
SOLIDS, TOTAL SUSPENDED		mg/L	37			15			26			41		
E300														
Nitrite, Nitrate		mg/L	.187			.1	U	U	.1	U	U	.132		
E377.1														
SULFITE (as SO3)		mg/L	2	U	U	2	U	U	2	U	U	2	U	U

Summary of Validated Surface Water Analytical Data  
 Range L - Lima Pond, Parcel 204(7)  
 Fort McClellan, Alabama

Report Date: 04/23/03

Page: 14 of 14

<i>Location Code:</i>	RLR-204-SW/SD04	RLR-204-SW/SD05	RLR-204-SW/SD06
<i>Associated Site:</i>	RLR-204	RLR-204	RLR-204
<i>Sample No.:</i>	MJ2005	MJ2006	MJ2007
<i>Sample Date:</i>	15-APR-02	16-APR-02	16-APR-02

*User Test Group*  
*Lab Method*

<u>Parameter</u>	<u>Flt</u>	<u>Units</u>	<u>Result</u>	<u>Qual</u>	<u>VQual</u>	<u>Result</u>	<u>Qual</u>	<u>VQual</u>	<u>Result</u>	<u>Qual</u>	<u>VQual</u>
<b>VOLATILES</b>											
SW8260B											
Trans-1,2-Dichloroethene		mg/L	.001	U	U	.001	U	U	.001	U	U
Trans-1,3-Dichloropropene		mg/L	.001	U	U	.001	U	U	.001	U	U
Trichloroethene		mg/L	.001	U	U	.001	U	U	.001	U	U
Trichlorofluoromethane		mg/L	.001	U	U	.001	U	U	.001	U	U
Vinyl chloride		mg/L	.001	U	U	.001	U	U	.001	U	U
m,p-Xylenes		mg/L	.002	U	U	.002	U	U	.002	U	U
o-Chlorotoluene		mg/L	.001	U	U	.001	U	U	.001	U	U
p-Chlorotoluene		mg/L	.001	U	U	.001	U	U	.001	U	U
p-Cymene		mg/L	.0024			.001	U	U	.001	U	U
sec-Butylbenzene		mg/L	.001	U	U	.001	U	U	.001	U	U
sec-Dichloropropane		mg/L	.001	U	U	.001	U	U	.001	U	U
tert-Butylbenzene		mg/L	.001	U	U	.001	U	U	.001	U	U
<b>WET_CHEM</b>											
E160.1											
SOLIDS, TOTAL DISSOLVED		mg/L	43			61			49		
E160.2											
SOLIDS, TOTAL SUSPENDED		mg/L	43			93			63		
E300											
Nitrite, Nitrate		mg/L	.388			.1	U	U	.1	U	U
E377.1											
SULFITE (as SO3)		mg/L	2	U	U	2	U	U	2	U	U

## **SEDIMENT**

Summary of Validated Sediment Analytical Data

Range L - Lima Pond, Parcel 204(7)

Fort McClellan, Alabama

Report Date: 04/23/03

Page: 1 of 14

<i>Location Code:</i>	RLR-204-SW/SD01	RLR-204-SW/SD02	RLR-204-SW/SD02	RLR-204-SW/SD03
<i>Associated Site:</i>	RLR-204	RLR-204	RLR-204	RLR-204
<i>Sample No.:</i>	MJ1001	MJ1002	MJ1003	MJ1004
<i>Sample Date:</i>	15-APR-02	15-APR-02	15-APR-02	15-APR-02
<i>Sample Depth:</i>	0 - .5	0 - .5	0 - .5	0 - .5

*User Test Group*  
*Lab Method*

<u>Parameter</u>	<u>Units</u>	<u>Result</u>	<u>Qual</u>	<u>VQual</u>	<u>Result</u>	<u>Qual</u>	<u>VQual</u>	<u>Result</u>	<u>Qual</u>	<u>VQual</u>	<u>Result</u>	<u>Qual</u>	<u>VQual</u>
<b>CA BREAKDOWN</b>													
SW8321													
Diisopropylmethylphosphonic Acid	mg/kg	.087	U	U	.081	U	U	.079	U	U	.092	U	U
Dimethylmethylphosphonic Acid	mg/kg	.087	U	U	.081	U	U	.079	U	U	.092	U	U
Ethylmethylphosphonic Acid	mg/kg	.087	U	U	.081	U	U	.079	U	U	.092	U	U
Isopropylmethylphosphonic Acid	mg/kg	.17	U	U	.16	U	U	.16	U	U	.18	U	U
Methylphosphonic Acid	mg/kg	.87	U	UJ	.81	U	UJ	.79	U	UJ	.92	U	UJ
Thiodiglycol	mg/kg	.087	U	UJ	.081	U	UJ	.079	U	UJ	.092	U	UJ

**METALS**

SW6010B													
Aluminum	mg/kg	14300			24600			30800			28600		
Antimony	mg/kg	16.2	U	UJ	15.7	U	UJ	16.9	U	UJ	17.9	U	UJ
Arsenic	mg/kg	7.93			13.7			16.6			14		
Barium	mg/kg	52.1		J	67.8		J	59.9		J	82.6		J
Beryllium	mg/kg	.576	J	J	1.11	J	J	1.28	J	J	1.24	J	J
Cadmium	mg/kg	1.62	U	U	1.57	U	U	1.69	U	U	3.37		
Calcium	mg/kg	247			375			276			366		
Chromium	mg/kg	15.8			31.1			37.9			33.3		
Cobalt	mg/kg	83.2			67.5		J	17		J	69.8		
Copper	mg/kg	21.2			32.4			30.4			39.2		
Iron	mg/kg	22800			39300			47400			42100		
Lead	mg/kg	37.8			31			21.5			41.5		
Magnesium	mg/kg	492			691			757			819		
Manganese	mg/kg	2460			1610		J	576		J	6270		
Nickel	mg/kg	67.7			81.4			69.4			174		
Potassium	mg/kg	984			1680			1810			1760		
Selenium	mg/kg	1.62	U	U	1.57	U	U	1.69	U	U	1.79	U	U
Silver	mg/kg	3.25	U	U	3.15	U	U	3.38	U	U	3.58	U	U
Sodium	mg/kg	78.5	J	J	101	J	J	89.2	J	J	103	J	J
Thallium	mg/kg	3.25	U	U	1.11	J	J	1.77	J	J	1.34	J	J
Vanadium	mg/kg	34.2			56.9			76.2			70.1		
Zinc	mg/kg	70.9			111			110			148		

Summary of Validated Sediment Analytical Data  
 Range L - Lima Pond, Parcel 204(7)  
 Fort McClellan, Alabama

Report Date: 04/23/03

Page: 2 of 14

<i>Location Code:</i>	RLR-204-SW/SD04	RLR-204-SW/SD05	RLR-204-SW/SD06
<i>Associated Site:</i>	RLR-204	RLR-204	RLR-204
<i>Sample No.:</i>	MJ1005	MJ1006	MJ1007
<i>Sample Date:</i>	15-APR-02	16-APR-02	16-APR-02
<i>Sample Depth:</i>	0 - .5	0 - .5	0 - .5

*User Test Group*  
*Lab Method*

<u>Parameter</u>	<u>Units</u>	<u>Result</u>	<u>Qual</u>	<u>VQual</u>	<u>Result</u>	<u>Qual</u>	<u>VQual</u>	<u>Result</u>	<u>Qual</u>	<u>VQual</u>
<b>CA BREAKDOWN</b>										
SW8321										
Diisopropylmethylphosphonic Acid	mg/kg	.079	U	U	.093	U	U	.085	U	U
Dimethylmethylphosphonic Acid	mg/kg	.079	U	U	.093	U	U	.085	U	U
Ethylmethylphosponic Acid	mg/kg	.079	U	U	.093	U	U	.085	U	U
Isopropylmethylphosphonic Acid	mg/kg	.16	U	U	.19	U	U	.17	U	U
Methylphosphonic Acid	mg/kg	.79	U	UJ	.93	U	UJ	.85	U	UJ
Thiodiglycol	mg/kg	.079	U	UJ	.093	U	UJ	.085	U	UJ

**METALS**

SW6010B										
Aluminum	mg/kg	16200			21500			26200		
Antimony	mg/kg	17.2	U	UJ	18.9	U	UJ	17.2	U	UJ
Arsenic	mg/kg	8.93			18.2			14.1		
Barium	mg/kg	40.7		J	863		J	112		J
Beryllium	mg/kg	1.72	U	U	1.8	J	J	1.08	J	J
Cadmium	mg/kg	1.72	U	U	6.77			1.72	U	U
Calcium	mg/kg	177			351			480		
Chromium	mg/kg	18.3			20.6			30.4		
Cobalt	mg/kg	22.7			203			70.9		
Copper	mg/kg	24.3			42.7			32.7		
Iron	mg/kg	21000			41600			39600		
Lead	mg/kg	43.7			56.1			45.2		
Magnesium	mg/kg	603			706			847		
Manganese	mg/kg	297			17100			1490		
Nickel	mg/kg	53.3			255			77.5		
Potassium	mg/kg	1150			1710			1720		
Selenium	mg/kg	1.72	U	U	1.89	U	U	1.72	U	U
Silver	mg/kg	3.43	U	U	3.79	U	U	3.44	U	U
Sodium	mg/kg	82.9	J	J	123	J	J	106	J	J
Thallium	mg/kg	3.43	U	U	2.94	J	J	1.37	J	J
Vanadium	mg/kg	40.1			48			64.3		
Zinc	mg/kg	70.7			151			128		

Summary of Validated Sediment Analytical Data  
 Range L - Lima Pond, Parcel 204(7)  
 Fort McClellan, Alabama

Report Date: 04/23/03

Page: 3 of 14

<i>Location Code:</i>	RLR-204-SW/SD01	RLR-204-SW/SD02	RLR-204-SW/SD02	RLR-204-SW/SD03
<i>Associated Site:</i>	RLR-204	RLR-204	RLR-204	RLR-204
<i>Sample No.:</i>	MJ1001	MJ1002	MJ1003	MJ1004
<i>Sample Date:</i>	15-APR-02	15-APR-02	15-APR-02	15-APR-02
<i>Sample Depth:</i>	0 - .5	0 - .5	0 - .5	0 - .5

*User Test Group*  
*Lab Method*

<u>Parameter</u>	<u>Units</u>	<u>Result</u>	<u>Qual</u>	<u>VQual</u>	<u>Result</u>	<u>Qual</u>	<u>VQual</u>	<u>Result</u>	<u>Qual</u>	<u>VQual</u>	<u>Result</u>	<u>Qual</u>	<u>VQual</u>
<b>METALS</b>													
SW7471A													
Mercury	mg/kg	.0449	J	J	.052	J	J	.0761	J	J	.102	J	J
<b>NITROAROMATICS</b>													
SW8330													
1,3,5-Trinitrobenzene	mg/kg	.4	U	U	.4	U	U	.4	U	U	.4	U	U
1,3-Dinitrobenzene	mg/kg	.4	U	U	.4	U	U	.4	U	U	.4	U	U
2,4,6-Trinitrotoluene	mg/kg	.4	U	U	.4	U	U	.4	U	U	.4	U	U
2,4-Dinitrotoluene	mg/kg	.4	U	U	.4	U	U	.4	U	U	.4	U	U
2,6-Dinitrotoluene	mg/kg	.4	U	U	.4	U	U	.4	U	U	.4	U	U
2-Amino-4,6-dinitrotoluene	mg/kg	.4	U	U	.4	U	U	.4	U	U	.4	U	U
2-Nitrotoluene	mg/kg	.4	U	U	.4	U	U	.4	U	U	.4	U	U
3-Nitrotoluene	mg/kg	.4	U	U	.4	U	U	.4	U	U	.4	U	U
4-Amino-2,6-dinitrotoluene	mg/kg	.4	U	U	.4	U	U	.4	U	U	.4	U	U
HMX	mg/kg	.4	U	U	.4	U	U	.4	U	U	.4	U	U
Nitrobenzene	mg/kg	.4	U	U	.4	U	U	.4	U	U	.4	U	U
RDX	mg/kg	.4	U	U	.4	U	U	.4	U	U	.4	U	U
Tetryl	mg/kg	.4	U	UJ	.4	U	UJ	.4	U	UJ	.4	U	UJ
p-Nitrotoluene	mg/kg	.4	U	U	.4	U	U	.4	U	U	.4	U	U
<b>ORTHOSULFUR</b>													
SW8270													
1,4-Dithiane	mg/kg	1.7	U	U	1.6	U	U	1.6	U	U	1.8	U	U
1,4-Oxathiane	mg/kg	0.87	U	U	0.81	U	U	0.79	U	U	0.92	U	U
p-Chlorophenylmethylsulfone	mg/kg	8.7	U	U	8.1	U	U	7.9	U	U	9.2	U	U
p-Chlorophenylmethylsulfoxide	mg/kg	8.7	U	U	8.1	U	U	7.9	U	U	9.2	U	U
<b>SEMIVOLATILES</b>													
SW8270C													
1,2,4-Trichlorobenzene	mg/kg	.54	U	U	.52	U	U	.56	U	U	.59	U	U
1,2-Dichlorobenzene	mg/kg	.54	U	U	.52	U	U	.56	U	U	.59	U	U
1,3-Dichlorobenzene	mg/kg	.54	U	U	.52	U	U	.56	U	U	.59	U	U
1,4-Dichlorobenzene	mg/kg	.54	U	U	.52	U	U	.56	U	U	.59	U	U

Summary of Validated Sediment Analytical Data  
 Range L - Lima Pond, Parcel 204(7)  
 Fort McClellan, Alabama

Report Date: 04/23/03

Page: 4 of 14

<i>Location Code:</i>	RLR-204-SW/SD04	RLR-204-SW/SD05	RLR-204-SW/SD06
<i>Associated Site:</i>	RLR-204	RLR-204	RLR-204
<i>Sample No.:</i>	MJ1005	MJ1006	MJ1007
<i>Sample Date:</i>	15-APR-02	16-APR-02	16-APR-02
<i>Sample Depth:</i>	0 - .5	0 - .5	0 - .5

*User Test Group*  
*Lab Method*

<u>Parameter</u>	<u>Units</u>	<u>Result</u>	<u>Qual</u>	<u>VQual</u>	<u>Result</u>	<u>Qual</u>	<u>VQual</u>	<u>Result</u>	<u>Qual</u>	<u>VQual</u>
<b>METALS</b>										
SW7471A										
Mercury	mg/kg	.0457	J	J	.0767	J	J	.0683	J	J
<b>NITROAROMATICS</b>										
SW8330										
1,3,5-Trinitrobenzene	mg/kg	.4	U	U	.4	U	U	.4	U	U
1,3-Dinitrobenzene	mg/kg	.4	U	U	.4	U	U	.4	U	U
2,4,6-Trinitrotoluene	mg/kg	.4	U	U	.4	U	U	.4	U	U
2,4-Dinitrotoluene	mg/kg	.4	U	U	.4	U	U	.4	U	U
2,6-Dinitrotoluene	mg/kg	.4	U	U	.4	U	U	.4	U	U
2-Amino-4,6-dinitrotoluene	mg/kg	.4	U	U	.4	U	U	.4	U	U
2-Nitrotoluene	mg/kg	.4	U	U	.4	U	U	.4	U	U
3-Nitrotoluene	mg/kg	.4	U	U	.4	U	U	.4	U	U
4-Amino-2,6-dinitrotoluene	mg/kg	.4	U	U	.4	U	U	.4	U	U
HMX	mg/kg	.4	U	U	.4	U	U	.4	U	U
Nitrobenzene	mg/kg	.4	U	U	.4	U	U	.4	U	U
RDX	mg/kg	.4	U	U	.4	U	U	.4	U	U
Tetryl	mg/kg	.4	U	UJ	.4	U	UJ	.4	U	UJ
p-Nitrotoluene	mg/kg	.4	U	U	.4	U	U	.4	U	U
<b>ORTHOSULFUR</b>										
SW8270										
1,4-Dithiane	mg/kg	1.6	U	U	1.9	U	U	1.7	U	U
1,4-Oxathiane	mg/kg	0.79	U	U	0.93	U	U	0.85	U	U
p-Chlorophenylmethylsulfone	mg/kg	7.9	U	U	9.3	U	U	8.5	U	U
p-Chlorophenylmethylsulfoxide	mg/kg	7.9	U	U	9.3	U	U	8.5	U	U
<b>SEMIVOLATILES</b>										
SW8270C										
1,2,4-Trichlorobenzene	mg/kg	.57	U	U	.63	U	U	.57	U	U
1,2-Dichlorobenzene	mg/kg	.57	U	U	.63	U	U	.57	U	U
1,3-Dichlorobenzene	mg/kg	.57	U	U	.63	U	U	.57	U	U
1,4-Dichlorobenzene	mg/kg	.57	U	U	.63	U	U	.57	U	U

Summary of Validated Sediment Analytical Data  
 Range L - Lima Pond, Parcel 204(7)  
 Fort McClellan, Alabama

Report Date: 04/23/03

Page: 5 of 14

<i>Location Code:</i>	RLR-204-SW/SD01	RLR-204-SW/SD02	RLR-204-SW/SD02	RLR-204-SW/SD03
<i>Associated Site:</i>	RLR-204	RLR-204	RLR-204	RLR-204
<i>Sample No.:</i>	MJ1001	MJ1002	MJ1003	MJ1004
<i>Sample Date:</i>	15-APR-02	15-APR-02	15-APR-02	15-APR-02
<i>Sample Depth:</i>	0 - .5	0 - .5	0 - .5	0 - .5

User Test Group

Lab Method

<u>Parameter</u>	<u>Units</u>	<u>Result</u>	<u>Qual</u>	<u>VQual</u>	<u>Result</u>	<u>Qual</u>	<u>VQual</u>	<u>Result</u>	<u>Qual</u>	<u>VQual</u>	<u>Result</u>	<u>Qual</u>	<u>VQual</u>
<b>SEMIVOLATILES</b>													
SW8270C													
2,4,5-Trichlorophenol	mg/kg	.54	U	U	.52	U	U	.56	U	U	.59	U	U
2,4,6-Trichlorophenol	mg/kg	1	U	U	.99	U	U	1.1	U	U	1.1	U	U
2,4-Dichlorophenol	mg/kg	.54	U	U	.52	U	U	.56	U	U	.59	U	U
2,4-Dimethylphenol	mg/kg	.54	U	U	.52	U	U	.56	U	U	.59	U	U
2,4-Dinitrophenol	mg/kg	1	U	U	.99	U	U	1.1	U	U	1.1	U	U
2,4-Dinitrotoluene	mg/kg	.54	U	U	.52	U	U	.56	U	U	.59	U	U
2,6-Dinitrotoluene	mg/kg	.54	U	U	.52	U	U	.56	U	U	.59	U	U
2-Chloronaphthalene	mg/kg	.54	U	U	.52	U	U	.56	U	U	.59	U	U
2-Chlorophenol	mg/kg	.54	U	U	.52	U	U	.56	U	U	.59	U	U
2-Methylnaphthalene	mg/kg	.54	U	U	.52	U	U	.56	U	U	.59	U	U
2-Methylphenol	mg/kg	.54	U	U	.52	U	U	.56	U	U	.59	U	U
2-Nitroaniline	mg/kg	1	U	U	.99	U	U	1.1	U	U	1.1	U	U
2-Nitrophenol	mg/kg	.54	U	U	.52	U	U	.56	U	U	.59	U	U
3,3'-Dichlorobenzidine	mg/kg	1	U	U	.99	U	U	1.1	U	U	1.1	U	U
3-Nitroaniline	mg/kg	1	U	U	.99	U	U	1.1	U	U	1.1	U	U
4,6-Dinitro-2-methylphenol	mg/kg	1	U	U	.99	U	U	1.1	U	U	1.1	U	U
4-Bromophenyl phenyl ether	mg/kg	.54	U	U	.52	U	U	.56	U	U	.59	U	U
4-Chloro-3-methylphenol	mg/kg	.54	U	U	.52	U	U	.56	U	U	.59	U	U
4-Chloroaniline	mg/kg	.54	U	U	.52	U	U	.56	U	U	.59	U	U
4-Chlorophenyl phenyl ether	mg/kg	.54	U	U	.52	U	U	.56	U	U	.59	U	U
4-Methylphenol	mg/kg	.54	U	U	.52	U	U	.56	U	U	.59	U	U
4-Nitroaniline	mg/kg	.54	U	U	.52	U	U	.56	U	U	.59	U	U
4-Nitrophenol	mg/kg	1	U	UJ	.99	U	UJ	1.1	U	UJ	1.1	U	UJ
Acenaphthene	mg/kg	.54	U	U	.52	U	U	.56	U	U	.59	U	U
Acenaphthylene	mg/kg	.54	U	U	.52	U	U	.56	U	U	.59	U	U
Anthracene	mg/kg	.54	U	U	.52	U	U	.56	U	U	.59	U	U
Benzo(a)anthracene	mg/kg	.54	U	U	.52	U	U	.56	U	U	.59	U	U
Benzo(a)pyrene	mg/kg	.54	U	U	.52	U	U	.56	U	U	.59	U	U
Benzo(b)fluoranthene	mg/kg	.54	U	U	.52	U	U	.56	U	U	.59	U	U
Benzo(ghi)perylene	mg/kg	.54	U	U	.52	U	U	.56	U	U	.59	U	U
Benzo(k)fluoranthene	mg/kg	.54	U	U	.52	U	U	.56	U	U	.59	U	U

Summary of Validated Sediment Analytical Data  
 Range L - Lima Pond, Parcel 204(7)  
 Fort McClellan, Alabama

Report Date: 04/23/03

Page: 6 of 14

<i>Location Code:</i>	RLR-204-SW/SD04	RLR-204-SW/SD05	RLR-204-SW/SD06
<i>Associated Site:</i>	RLR-204	RLR-204	RLR-204
<i>Sample No.:</i>	MJ1005	MJ1006	MJ1007
<i>Sample Date:</i>	15-APR-02	16-APR-02	16-APR-02
<i>Sample Depth:</i>	0 - .5	0 - .5	0 - .5

User Test Group  
 Lab Method

<u>Parameter</u>	<u>Units</u>	<u>Result</u>	<u>Qual</u>	<u>VQual</u>	<u>Result</u>	<u>Qual</u>	<u>VQual</u>	<u>Result</u>	<u>Qual</u>	<u>VQual</u>
<b>SEMIVOLATILES</b>										
SW8270C										
2,4,5-Trichlorophenol	mg/kg	.57	U	U	.63	U	U	.57	U	U
2,4,6-Trichlorophenol	mg/kg	1.1	U	U	1.2	U	U	1.1	U	U
2,4-Dichlorophenol	mg/kg	.57	U	U	.63	U	U	.57	U	U
2,4-Dimethylphenol	mg/kg	.57	U	U	.63	U	U	.57	U	U
2,4-Dinitrophenol	mg/kg	1.1	U	U	1.2	U	U	1.1	U	U
2,4-Dinitrotoluene	mg/kg	.57	U	U	.63	U	U	.57	U	U
2,6-Dinitrotoluene	mg/kg	.57	U	U	.63	U	U	.57	U	U
2-Chloronaphthalene	mg/kg	.57	U	U	.63	U	U	.57	U	U
2-Chlorophenol	mg/kg	.57	U	U	.63	U	U	.57	U	U
2-Methylnaphthalene	mg/kg	.57	U	U	.63	U	U	.57	U	U
2-Methylphenol	mg/kg	.57	U	U	.63	U	U	.57	U	U
2-Nitroaniline	mg/kg	1.1	U	U	1.2	U	U	1.1	U	U
2-Nitrophenol	mg/kg	.57	U	U	.63	U	U	.57	U	U
3,3'-Dichlorobenzidine	mg/kg	1.1	U	U	1.2	U	U	1.1	U	U
3-Nitroaniline	mg/kg	1.1	U	U	1.2	U	U	1.1	U	U
4,6-Dinitro-2-methylphenol	mg/kg	1.1	U	U	1.2	U	U	1.1	U	U
4-Bromophenyl phenyl ether	mg/kg	.57	U	U	.63	U	U	.57	U	U
4-Chloro-3-methylphenol	mg/kg	.57	U	U	.63	U	U	.57	U	U
4-Chloroaniline	mg/kg	.57	U	U	.63	U	U	.57	U	U
4-Chlorophenyl phenyl ether	mg/kg	.57	U	U	.63	U	U	.57	U	U
4-Methylphenol	mg/kg	.57	U	U	.63	U	U	.57	U	U
4-Nitroaniline	mg/kg	.57	U	U	.63	U	U	.57	U	U
4-Nitrophenol	mg/kg	1.1	U	UJ	1.2	U	UJ	1.1	U	UJ
Acenaphthene	mg/kg	.57	U	U	.63	U	U	.57	U	U
Acenaphthylene	mg/kg	.57	U	U	.63	U	U	.57	U	U
Anthracene	mg/kg	.57	U	U	.63	U	U	.57	U	U
Benzo(a)anthracene	mg/kg	.57	U	U	.63	U	U	.57	U	U
Benzo(a)pyrene	mg/kg	.57	U	U	.63	U	U	.57	U	U
Benzo(b)fluoranthene	mg/kg	.57	U	U	.63	U	U	.57	U	U
Benzo(ghi)perylene	mg/kg	.57	U	U	.63	U	U	.57	U	U
Benzo(k)fluoranthene	mg/kg	.57	U	U	.63	U	U	.57	U	U

Summary of Validated Sediment Analytical Data  
 Range L - Lima Pond, Parcel 204(7)  
 Fort McClellan, Alabama

Report Date: 04/23/03

Page: 7 of 14

<i>Location Code:</i>	RLR-204-SW/SD01	RLR-204-SW/SD02	RLR-204-SW/SD02	RLR-204-SW/SD03
<i>Associated Site:</i>	RLR-204	RLR-204	RLR-204	RLR-204
<i>Sample No.:</i>	MJ1001	MJ1002	MJ1003	MJ1004
<i>Sample Date:</i>	15-APR-02	15-APR-02	15-APR-02	15-APR-02
<i>Sample Depth:</i>	0 - .5	0 - .5	0 - .5	0 - .5

User Test Group  
 Lab Method

<u>Parameter</u>	<u>Units</u>	<u>Result</u>	<u>Qual</u>	<u>VQual</u>	<u>Result</u>	<u>Qual</u>	<u>VQual</u>	<u>Result</u>	<u>Qual</u>	<u>VQual</u>	<u>Result</u>	<u>Qual</u>	<u>VQual</u>
<b>SEMIVOLATILES</b>													
SW8270C													
Bis(2-Chloroethoxy)methane	mg/kg	.54	U	U	.52	U	U	.56	U	U	.59	U	U
Bis(2-Chloroethyl)ether	mg/kg	.54	U	U	.52	U	U	.56	U	U	.59	U	U
Bis(2-Chloroisopropyl)ether	mg/kg	.54	U	U	.52	U	U	.56	U	U	.59	U	U
Bis(2-Ethylhexyl)phthalate	mg/kg	.54	U	U	.52	U	U	.56	U	U	.59	U	U
Butyl benzyl phthalate	mg/kg	.54	U	U	.52	U	U	.56	U	U	.59	U	U
Carbazole	mg/kg	.54	U	U	.52	U	U	.56	U	U	.59	U	U
Chrysene	mg/kg	.54	U	U	.52	U	U	.56	U	U	.59	U	U
Di-n-butyl phthalate	mg/kg	.54	U	U	.52	U	U	.56	U	U	.59	U	U
Di-n-octyl phthalate	mg/kg	.54	U	U	.52	U	U	.56	U	U	.59	U	U
Dibenz(a,h)anthracene	mg/kg	.54	U	U	.52	U	U	.56	U	U	.59	U	U
Dibenzofuran	mg/kg	.54	U	U	.52	U	U	.56	U	U	.59	U	U
Diethyl phthalate	mg/kg	.54	U	U	.52	U	U	.56	U	U	.59	U	U
Dimethyl phthalate	mg/kg	.54	U	U	.52	U	U	.56	U	U	.59	U	U
Fluoranthene	mg/kg	.54	U	U	.52	U	U	.56	U	U	.59	U	U
Fluorene	mg/kg	.54	U	U	.52	U	U	.56	U	U	.59	U	U
Hexachlorobenzene	mg/kg	.54	U	UJ	.52	U	UJ	.56	U	UJ	.59	U	UJ
Hexachlorobutadiene	mg/kg	.54	U	U	.52	U	U	.56	U	U	.59	U	U
Hexachlorocyclopentadiene	mg/kg	.54	U	U	.52	U	U	.56	U	U	.59	U	U
Hexachloroethane	mg/kg	.54	U	U	.52	U	U	.56	U	U	.59	U	U
Indeno(1,2,3-cd)pyrene	mg/kg	.54	U	U	.52	U	U	.56	U	U	.59	U	U
Isophorone	mg/kg	.54	U	U	.52	U	U	.56	U	U	.59	U	U
N-Nitroso-di-n-propylamine	mg/kg	.54	U	U	.52	U	U	.56	U	U	.59	U	U
N-Nitrosodiphenylamine	mg/kg	.54	U	U	.52	U	U	.56	U	U	.59	U	U
Naphthalene	mg/kg	.54	U	U	.52	U	U	.56	U	U	.59	U	U
Nitrobenzene	mg/kg	.54	U	U	.52	U	U	.56	U	U	.59	U	U
Pentachlorophenol	mg/kg	1	U	U	.99	U	U	1.1	U	U	1.1	U	U
Phenanthrene	mg/kg	.54	U	U	.52	U	U	.56	U	U	.59	U	U
Phenol	mg/kg	.54	U	U	.52	U	U	.56	U	U	.59	U	U
Pyrene	mg/kg	.54	U	U	.52	U	U	.56	U	U	.59	U	U

Summary of Validated Sediment Analytical Data  
 Range L - Lima Pond, Parcel 204(7)  
 Fort McClellan, Alabama

Report Date: 04/23/03

Page: 8 of 14

<i>Location Code:</i>	RLR-204-SW/SD04	RLR-204-SW/SD05	RLR-204-SW/SD06
<i>Associated Site:</i>	RLR-204	RLR-204	RLR-204
<i>Sample No.:</i>	MJ1005	MJ1006	MJ1007
<i>Sample Date:</i>	15-APR-02	16-APR-02	16-APR-02
<i>Sample Depth:</i>	0 - .5	0 - .5	0 - .5

User Test Group

Lab Method

<u>Parameter</u>	<u>Units</u>	<u>Result</u>	<u>Qual</u>	<u>VQual</u>	<u>Result</u>	<u>Qual</u>	<u>VQual</u>	<u>Result</u>	<u>Qual</u>	<u>VQual</u>
<b>SEMIVOLATILES</b>										
SW8270C										
Bis(2-Chloroethoxy)methane	mg/kg	.57	U	U	.63	U	U	.57	U	U
Bis(2-Chloroethyl)ether	mg/kg	.57	U	U	.63	U	U	.57	U	U
Bis(2-Chloroisopropyl)ether	mg/kg	.57	U	U	.63	U	U	.57	U	U
Bis(2-Ethylhexyl)phthalate	mg/kg	.57	U	U	.63	U	U	.57	U	U
Butyl benzyl phthalate	mg/kg	.57	U	U	.63	U	U	.57	U	U
Carbazole	mg/kg	.57	U	U	.63	U	U	.57	U	U
Chrysene	mg/kg	.57	U	U	.63	U	U	.57	U	U
Di-n-butyl phthalate	mg/kg	.57	U	U	.63	U	U	.57	U	U
Di-n-octyl phthalate	mg/kg	.57	U	U	.63	U	U	.57	U	U
Dibenz(a,h)anthracene	mg/kg	.57	U	U	.63	U	U	.57	U	U
Dibenzofuran	mg/kg	.57	U	U	.63	U	U	.57	U	U
Diethyl phthalate	mg/kg	.57	U	U	.63	U	U	.57	U	U
Dimethyl phthalate	mg/kg	.57	U	U	.63	U	U	.57	U	U
Fluoranthene	mg/kg	.57	U	U	.63	U	U	.57	U	U
Fluorene	mg/kg	.57	U	U	.63	U	U	.57	U	U
Hexachlorobenzene	mg/kg	.57	U	UJ	.63	U	UJ	.57	U	UJ
Hexachlorobutadiene	mg/kg	.57	U	U	.63	U	U	.57	U	U
Hexachlorocyclopentadiene	mg/kg	.57	U	U	.63	U	U	.57	U	U
Hexachloroethane	mg/kg	.57	U	U	.63	U	U	.57	U	U
Indeno(1,2,3-cd)pyrene	mg/kg	.57	U	U	.63	U	U	.57	U	U
Isophorone	mg/kg	.57	U	U	.63	U	U	.57	U	U
N-Nitroso-di-n-propylamine	mg/kg	.57	U	U	.63	U	U	.57	U	U
N-Nitrosodiphenylamine	mg/kg	.57	U	U	.63	U	U	.57	U	U
Naphthalene	mg/kg	.57	U	U	.63	U	U	.57	U	U
Nitrobenzene	mg/kg	.57	U	U	.63	U	U	.57	U	U
Pentachlorophenol	mg/kg	1.1	U	U	1.2	U	U	1.1	U	U
Phenanthrene	mg/kg	.57	U	U	.63	U	U	.57	U	U
Phenol	mg/kg	.57	U	U	.63	U	U	.57	U	U
Pyrene	mg/kg	.57	U	U	.63	U	U	.57	U	U

Summary of Validated Sediment Analytical Data  
 Range L - Lima Pond, Parcel 204(7)  
 Fort McClellan, Alabama

Report Date: 04/23/03

Page: 9 of 14

<i>Location Code:</i>	RLR-204-SW/SD01	RLR-204-SW/SD02	RLR-204-SW/SD02	RLR-204-SW/SD03
<i>Associated Site:</i>	RLR-204	RLR-204	RLR-204	RLR-204
<i>Sample No.:</i>	MJ1001	MJ1002	MJ1003	MJ1004
<i>Sample Date:</i>	15-APR-02	15-APR-02	15-APR-02	15-APR-02
<i>Sample Depth:</i>	0 - .5	0 - .5	0 - .5	0 - .5

User Test Group  
 Lab Method

<u>Parameter</u>	<u>Units</u>	<u>Result</u>	<u>Qual</u>	<u>VQual</u>	<u>Result</u>	<u>Qual</u>	<u>VQual</u>	<u>Result</u>	<u>Qual</u>	<u>VQual</u>	<u>Result</u>	<u>Qual</u>	<u>VQual</u>
<b>TOC</b>													
WBLACK													
Total Organic Carbon	mg/kg	7820			4570			3210			2580		
<b>VOLATILES</b>													
SW8260B													
1,1,1,2-Tetrachloroethane	mg/kg	.008	U	U	.0094	U	U	.0085	U	U	.011	U	U
1,1,1-Trichloroethane	mg/kg	.008	U	U	.0094	U	U	.0085	U	U	.011	U	U
1,1,2,2-Tetrachloroethane	mg/kg	.008	U	U	.0094	U	U	.0085	U	U	.011	U	U
1,1,2-Trichloroethane	mg/kg	.008	U	U	.0094	U	U	.0085	U	U	.011	U	U
1,1-Dichloroethane	mg/kg	.008	U	U	.0094	U	U	.0085	U	U	.011	U	U
1,1-Dichloroethene	mg/kg	.008	U	U	.0094	U	U	.0085	U	U	.011	U	U
1,1-Dichloropropene	mg/kg	.008	U	U	.0094	U	U	.0085	U	U	.011	U	U
1,2,3-Trichlorobenzene	mg/kg	.008	U	U	.0094	U	U	.0085	U	U	.011	U	U
1,2,3-Trichloropropane	mg/kg	.008	U	U	.0094	U	U	.0085	U	U	.011	U	U
1,2,4-Trichlorobenzene	mg/kg	.008	U	U	.0094	U	U	.0085	U	U	.011	U	U
1,2,4-Trimethylbenzene	mg/kg	.008	U	U	.0094	U	U	.0085	U	U	.011	U	U
1,2-Dibromo-3-Chloropropane	mg/kg	.016	U	U	.019	U	U	.017	U	U	.022	U	U
1,2-Dibromoethane	mg/kg	.008	U	U	.0094	U	U	.0085	U	U	.011	U	U
1,2-Dichlorobenzene	mg/kg	.008	U	U	.0094	U	U	.0085	U	U	.011	U	U
1,2-Dichloroethane	mg/kg	.008	U	U	.0094	U	U	.0085	U	U	.011	U	U
1,2-Dichloropropane	mg/kg	.008	U	U	.0094	U	U	.0085	U	U	.011	U	U
1,2-Dimethylbenzene	mg/kg	.008	U	U	.0094	U	U	.0085	U	U	.011	U	U
1,3,5-Trimethylbenzene	mg/kg	.008	U	U	.0094	U	U	.0085	U	U	.011	U	U
1,3-Dichlorobenzene	mg/kg	.008	U	U	.0094	U	U	.0085	U	U	.011	U	U
1,3-Dichloropropane	mg/kg	.008	U	U	.0094	U	U	.0085	U	U	.011	U	U
1,4-Dichlorobenzene	mg/kg	.008	U	U	.0094	U	U	.0085	U	U	.011	U	U
2-Butanone	mg/kg	.037		J	.038	U	UJ	.034	U	UJ	.036	J	J
2-Hexanone	mg/kg	.032	U	UJ	.038	U	UJ	.034	U	UJ	.043	U	UJ
4-Methyl-2-pentanone	mg/kg	.032	U	UJ	.038	U	UJ	.034	U	UJ	.043	U	UJ
Acetone	mg/kg	.41		J	.1		J	.12		J	.41		J
Benzene	mg/kg	.008	U	U	.0094	U	U	.0085	U	U	.011	U	U
Bromobenzene	mg/kg	.008	U	U	.0094	U	U	.0085	U	U	.011	U	U

Summary of Validated Sediment Analytical Data  
 Range L - Lima Pond, Parcel 204(7)  
 Fort McClellan, Alabama

Report Date: 04/23/03

Page: 10 of 14

<i>Location Code:</i>	RLR-204-SW/SD04	RLR-204-SW/SD05	RLR-204-SW/SD06
<i>Associated Site:</i>	RLR-204	RLR-204	RLR-204
<i>Sample No.:</i>	MJ1005	MJ1006	MJ1007
<i>Sample Date:</i>	15-APR-02	16-APR-02	16-APR-02
<i>Sample Depth:</i>	0 - .5	0 - .5	0 - .5

User Test Group  
 Lab Method

<u>Parameter</u>	<u>Units</u>	<u>Result</u>	<u>Qual</u>	<u>VQual</u>	<u>Result</u>	<u>Qual</u>	<u>VQual</u>	<u>Result</u>	<u>Qual</u>	<u>VQual</u>
<b>TOC</b>										
WBLACK										
Total Organic Carbon	mg/kg	1820			1890	U	U	4730		
<b>VOLATILES</b>										
SW8260B										
1,1,1,2-Tetrachloroethane	mg/kg	.0094	U	U	.011	U	U	.01	U	U
1,1,1-Trichloroethane	mg/kg	.0094	U	U	.011	U	U	.01	U	U
1,1,2,2-Tetrachloroethane	mg/kg	.0094	U	U	.011	U	U	.01	U	U
1,1,2-Trichloroethane	mg/kg	.0094	U	U	.011	U	U	.01	U	U
1,1-Dichloroethane	mg/kg	.0094	U	U	.011	U	U	.01	U	U
1,1-Dichloroethene	mg/kg	.0094	U	U	.011	U	U	.01	U	U
1,1-Dichloropropene	mg/kg	.0094	U	U	.011	U	U	.01	U	U
1,2,3-Trichlorobenzene	mg/kg	.0094	U	U	.011	U	U	.01	U	U
1,2,3-Trichloropropane	mg/kg	.0094	U	U	.011	U	U	.01	U	U
1,2,4-Trichlorobenzene	mg/kg	.0094	U	U	.011	U	U	.01	U	U
1,2,4-Trimethylbenzene	mg/kg	.0094	U	U	.011	U	U	.01	U	U
1,2-Dibromo-3-Chloropropane	mg/kg	.019	U	U	.023	U	U	.021	U	U
1,2-Dibromoethane	mg/kg	.0094	U	U	.011	U	U	.01	U	U
1,2-Dichlorobenzene	mg/kg	.0094	U	U	.011	U	U	.01	U	U
1,2-Dichloroethane	mg/kg	.0094	U	U	.011	U	U	.01	U	U
1,2-Dichloropropane	mg/kg	.0094	U	U	.011	U	U	.01	U	U
1,2-Dimethylbenzene	mg/kg	.0094	U	U	.011	U	U	.01	U	U
1,3,5-Trimethylbenzene	mg/kg	.0094	U	U	.011	U	U	.01	U	U
1,3-Dichlorobenzene	mg/kg	.0094	U	U	.011	U	U	.01	U	U
1,3-Dichloropropane	mg/kg	.0094	U	U	.011	U	U	.01	U	U
1,4-Dichlorobenzene	mg/kg	.0094	U	U	.011	U	U	.01	U	U
2-Butanone	mg/kg	.038	U	UJ	.046		J	.041	U	UJ
2-Hexanone	mg/kg	.038	U	UJ	.045	U	UJ	.041	U	UJ
4-Methyl-2-pentanone	mg/kg	.038	U	UJ	.045	U	UJ	.041	U	UJ
Acetone	mg/kg	.059		B	.38		J	.27		J
Benzene	mg/kg	.0094	U	U	.011	U	U	.01	U	U
Bromobenzene	mg/kg	.0094	U	U	.011	U	U	.01	U	U

Summary of Validated Sediment Analytical Data  
 Range L - Lima Pond, Parcel 204(7)  
 Fort McClellan, Alabama

Report Date: 04/23/03

Page: 11 of 14

<i>Location Code:</i>	RLR-204-SW/SD01	RLR-204-SW/SD02	RLR-204-SW/SD02	RLR-204-SW/SD03
<i>Associated Site:</i>	RLR-204	RLR-204	RLR-204	RLR-204
<i>Sample No.:</i>	MJ1001	MJ1002	MJ1003	MJ1004
<i>Sample Date:</i>	15-APR-02	15-APR-02	15-APR-02	15-APR-02
<i>Sample Depth:</i>	0 - .5	0 - .5	0 - .5	0 - .5

User Test Group

Lab Method

Parameter	Units	RLR-204-SW/SD01			RLR-204-SW/SD02			RLR-204-SW/SD02			RLR-204-SW/SD03		
		Result	Qual	VQual	Result	Qual	VQual	Result	Qual	VQual	Result	Qual	VQual
<b>VOLATILES</b>													
SW8260B													
Bromochloromethane	mg/kg	.008	U	U	.0094	U	U	.0085	U	U	.011	U	U
Bromodichloromethane	mg/kg	.008	U	U	.0094	U	U	.0085	U	U	.011	U	U
Bromoform	mg/kg	.008	U	U	.0094	U	U	.0085	U	U	.011	U	U
Bromomethane	mg/kg	.008	U	U	.0094	U	U	.0085	U	U	.011	U	U
Carbon disulfide	mg/kg	.0049	J	J	.0096			.0082	J	J	.011	U	U
Carbon tetrachloride	mg/kg	.008	U	UJ	.0094	U	UJ	.0085	U	UJ	.011	U	UJ
Chlorobenzene	mg/kg	.008	U	UJ	.0094	U	U	.0085	U	U	.011	U	U
Chloroethane	mg/kg	.016	U	U	.019	U	U	.017	U	U	.022	U	U
Chloroform	mg/kg	.008	U	U	.0094	U	U	.0085	U	U	.011	U	U
Chloromethane	mg/kg	.008	U	U	.0094	U	U	.0085	U	U	.011	U	U
Cis-1,2-Dichloroethene	mg/kg	.008	U	U	.0094	U	U	.0085	U	U	.011	U	U
Cis-1,3-Dichloropropene	mg/kg	.008	U	U	.0094	U	U	.0085	U	U	.011	U	U
Cumene	mg/kg	.008	U	U	.0094	U	U	.0085	U	U	.011	U	U
Dibromochloromethane	mg/kg	.008	U	U	.0094	U	U	.0085	U	U	.011	U	U
Dibromomethane	mg/kg	.008	U	U	.0094	U	U	.0085	U	U	.011	U	U
Dichlorodifluoromethane	mg/kg	.016	U	UJ	.019	U	UJ	.017	U	UJ	.022	U	UJ
Ethylbenzene	mg/kg	.008	U	U	.0094	U	U	.0085	U	U	.011	U	U
Hexachlorobutadiene	mg/kg	.008	U	U	.0094	U	U	.0085	U	U	.011	U	U
Methylene chloride	mg/kg	.004	J	B	.0035	J	B	.0027	J	B	.0036	J	B
N-Butylbenzene	mg/kg	.008	U	U	.0094	U	U	.0085	U	U	.011	U	U
N-Propylbenzene	mg/kg	.008	U	U	.0094	U	U	.0085	U	U	.011	U	U
Naphthalene	mg/kg	.016	U	U	.019	U	U	.017	U	U	.022	U	U
Styrene	mg/kg	.008	U	U	.0094	U	U	.0085	U	U	.011	U	U
Tetrachloroethene	mg/kg	.008	U	U	.0094	U	U	.0085	U	U	.011	U	U
Toluene	mg/kg	.0034	J	J	.0035	J	J	.0085	U	U	.011	U	U
Trans-1,2-Dichloroethene	mg/kg	.008	U	U	.0094	U	U	.0085	U	U	.011	U	U
Trans-1,3-Dichloropropene	mg/kg	.008	U	U	.0094	U	U	.0085	U	U	.011	U	U
Trichloroethene	mg/kg	.008	U	U	.0094	U	U	.0085	U	U	.011	U	U
Trichlorofluoromethane	mg/kg	.008	U	UJ	.0094	U	UJ	.0085	U	UJ	.011	U	UJ
Vinyl chloride	mg/kg	.008	U	U	.0094	U	U	.0085	U	U	.011	U	U
m,p-Xylenes	mg/kg	.016	U	U	.019	U	U	.017	U	U	.022	U	U

Summary of Validated Sediment Analytical Data

Range L - Lima Pond, Parcel 204(7)

Fort McClellan, Alabama

Report Date: 04/23/03

Page: 12 of 14

<i>Location Code:</i>	RLR-204-SW/SD04	RLR-204-SW/SD05	RLR-204-SW/SD06
<i>Associated Site:</i>	RLR-204	RLR-204	RLR-204
<i>Sample No.:</i>	MJ1005	MJ1006	MJ1007
<i>Sample Date:</i>	15-APR-02	16-APR-02	16-APR-02
<i>Sample Depth:</i>	0 - .5	0 - .5	0 - .5

User Test Group  
Lab Method

<u>Parameter</u>	<u>Units</u>	<u>Result</u>	<u>Qual</u>	<u>VQual</u>	<u>Result</u>	<u>Qual</u>	<u>VQual</u>	<u>Result</u>	<u>Qual</u>	<u>VQual</u>
<b>VOLATILES</b>										
SW8260B										
Bromochloromethane	mg/kg	.0094	U	U	.011	U	U	.01	U	U
Bromodichloromethane	mg/kg	.0094	U	U	.011	U	U	.01	U	U
Bromoform	mg/kg	.0094	U	U	.011	U	U	.01	U	U
Bromomethane	mg/kg	.0094	U	U	.011	U	U	.01	U	U
Carbon disulfide	mg/kg	.0094	U	U	.011	U	U	.01	U	U
Carbon tetrachloride	mg/kg	.0094	U	UJ	.011	U	UJ	.01	U	UJ
Chlorobenzene	mg/kg	.0094	U	U	.011	U	U	.01	U	U
Chloroethane	mg/kg	.019	U	U	.023	U	U	.021	U	U
Chloroform	mg/kg	.0094	U	U	.011	U	U	.01	U	U
Chloromethane	mg/kg	.0094	U	U	.011	U	U	.01	U	U
Cis-1,2-Dichloroethene	mg/kg	.0094	U	U	.011	U	U	.01	U	U
Cis-1,3-Dichloropropene	mg/kg	.0094	U	U	.011	U	U	.01	U	U
Cumene	mg/kg	.0094	U	U	.011	U	U	.01	U	U
Dibromochloromethane	mg/kg	.0094	U	U	.011	U	U	.01	U	U
Dibromomethane	mg/kg	.0094	U	U	.011	U	U	.01	U	U
Dichlorodifluoromethane	mg/kg	.019	U	UJ	.023	U	UJ	.021	U	UJ
Ethylbenzene	mg/kg	.0094	U	U	.011	U	U	.01	U	U
Hexachlorobutadiene	mg/kg	.0094	U	U	.011	U	U	.01	U	U
Methylene chloride	mg/kg	.0036	J	B	.023	U	U	.021	U	U
N-Butylbenzene	mg/kg	.0094	U	U	.011	U	U	.01	U	U
N-Propylbenzene	mg/kg	.0094	U	U	.011	U	U	.01	U	U
Naphthalene	mg/kg	.019	U	U	.023	U	U	.021	U	U
Styrene	mg/kg	.0094	U	U	.011	U	U	.01	U	U
Tetrachloroethene	mg/kg	.0094	U	U	.011	U	U	.01	U	U
Toluene	mg/kg	.0094	U	U	.011	U	U	.01	U	U
Trans-1,2-Dichloroethene	mg/kg	.0094	U	U	.011	U	U	.01	U	U
Trans-1,3-Dichloropropene	mg/kg	.0094	U	U	.011	U	U	.01	U	U
Trichloroethene	mg/kg	.0094	U	U	.011	U	U	.01	U	U
Trichlorofluoromethane	mg/kg	.0094	U	UJ	.011	U	UJ	.01	U	UJ
Vinyl chloride	mg/kg	.0094	U	U	.011	U	U	.01	U	U
m,p-Xylenes	mg/kg	.019	U	U	.023	U	U	.021	U	U

Summary of Validated Sediment Analytical Data  
 Range L - Lima Pond, Parcel 204(7)  
 Fort McClellan, Alabama

Report Date: 04/23/03

Page: 13 of 14

<i>Location Code:</i>	RLR-204-SW/SD01	RLR-204-SW/SD02	RLR-204-SW/SD02	RLR-204-SW/SD03
<i>Associated Site:</i>	RLR-204	RLR-204	RLR-204	RLR-204
<i>Sample No.:</i>	MJ1001	MJ1002	MJ1003	MJ1004
<i>Sample Date:</i>	15-APR-02	15-APR-02	15-APR-02	15-APR-02
<i>Sample Depth:</i>	0 - .5	0 - .5	0 - .5	0 - .5

User Test Group  
 Lab Method

<u>Parameter</u>	<u>Units</u>	<u>Result</u>	<u>Qual</u>	<u>VQual</u>	<u>Result</u>	<u>Qual</u>	<u>VQual</u>	<u>Result</u>	<u>Qual</u>	<u>VQual</u>	<u>Result</u>	<u>Qual</u>	<u>VQual</u>
<b>VOLATILES</b>													
SW8260B													
o-Chlorotoluene	mg/kg	.008	U	U	.0094	U	U	.0085	U	U	.011	U	U
p-Chlorotoluene	mg/kg	.008	U	U	.0094	U	U	.0085	U	U	.011	U	U
p-Cymene	mg/kg	.008	U	U	.025			.0085	U	U	.011	U	U
sec-Butylbenzene	mg/kg	.008	U	U	.0094	U	U	.0085	U	U	.011	U	U
sec-Dichloropropane	mg/kg	.008	U	U	.0094	U	U	.0085	U	U	.011	U	U
tert-Butylbenzene	mg/kg	.008	U	U	.0094	U	U	.0085	U	U	.011	U	U

Summary of Validated Sediment Analytical Data  
 Range L - Lima Pond, Parcel 204(7)  
 Fort McClellan, Alabama

Report Date: 04/23/03

Page: 14 of 14

<i>Location Code:</i>	RLR-204-SW/SD04	RLR-204-SW/SD05	RLR-204-SW/SD06
<i>Associated Site:</i>	RLR-204	RLR-204	RLR-204
<i>Sample No:</i>	MJ1005	MJ1006	MJ1007
<i>Sample Date:</i>	15-APR-02	16-APR-02	16-APR-02
<i>Sample Depth:</i>	0 - .5	0 - .5	0 - .5

*User Test Group*  
*Lab Method*

<u>Parameter</u>	<u>Units</u>	<u>Result Qual VQual</u>			<u>Result Qual VQual</u>			<u>Result Qual VQual</u>		
<b>VOLATILES</b>										
SW8260B										
o-Chlorotoluene	mg/kg	.0094	U	U	.011	U	U	.01	U	U
p-Chlorotoluene	mg/kg	.0094	U	U	.011	U	U	.01	U	U
p-Cymene	mg/kg	.0094	U	U	.011	U	U	.01	U	U
sec-Butylbenzene	mg/kg	.0094	U	U	.011	U	U	.01	U	U
sec-Dichloropropane	mg/kg	.0094	U	U	.011	U	U	.01	U	U
tert-Butylbenzene	mg/kg	.0094	U	U	.011	U	U	.01	U	U

## **GRAIN SIZE RESULTS**

**PARTICLE-SIZE ANALYSIS  
 ASTM D 422**

RLR-204-SW/SD01

Project Name Ft. McClellan Client Sample No. MJ1001  
 Project No. 796887.11020300 IT Lab Sample No. ETDC-10049

Specific Gravity = 2.65  
 assumed for calculations

Moisture Content = 47.4%  
 based on dry sample weight

**SIEVE ANALYSIS**

C O A R S E	Sieve No.	Diameter mm	Percent Finer
	3"	75.000	100.0%
	1.5"	37.500	100.0%
	0.75"	19.000	100.0%
	0.375"	9.500	73.9%
	#4	4.750	60.2%
	#10	2.000	50.3%

F I N E	Sieve No.	Diameter mm	Percent Finer
	#20	0.850	47.7%
	#40	0.425	45.3%
	#60	0.250	43.5%
	#100	0.149	41.7%
	#140	0.106	40.5%
	#200	0.075	39.3%

**HYDROMETER ANALYSIS**

H Y D R O M E T E R	Diameter mm	Percent Finer
	0.02084	38.6%
	0.01211	36.8%
	0.00863	34.9%
	0.00614	33.0%
	0.00433	30.2%
0.00306	28.3%	
0.00127	25.5%	

39.8% Gravel

21.0% Sand

39.3% Silt/Clay



**PARTICLE-SIZE ANALYSIS  
 ASTM D 422**

RLR-204-SW/SD02

Project Name Ft. McClellan

Client Sample No. MJ1002

Project No. 796887.11020300

IT Lab Sample No. ETDC-10050

Specific Gravity = 2.65  
 assumed for calculations

Moisture Content = 66.8%  
 based on dry sample weight

**SIEVE ANALYSIS**

C O A R S E	Sieve No.	Diameter mm	Percent Finer
	3"	75.000	100.0%
	1.5"	37.500	100.0%
	0.75"	19.000	100.0%
	0.375"	9.500	97.5%
	#4	4.750	94.7%
	#10	2.000	89.2%

F I N E	Sieve No.	Diameter mm	Percent Finer
	#20	0.850	86.6%
	#40	0.425	84.6%
	#60	0.250	83.1%
	#100	0.149	81.9%
	#140	0.106	81.1%
	#200	0.075	80.2%

**HYDROMETER ANALYSIS**

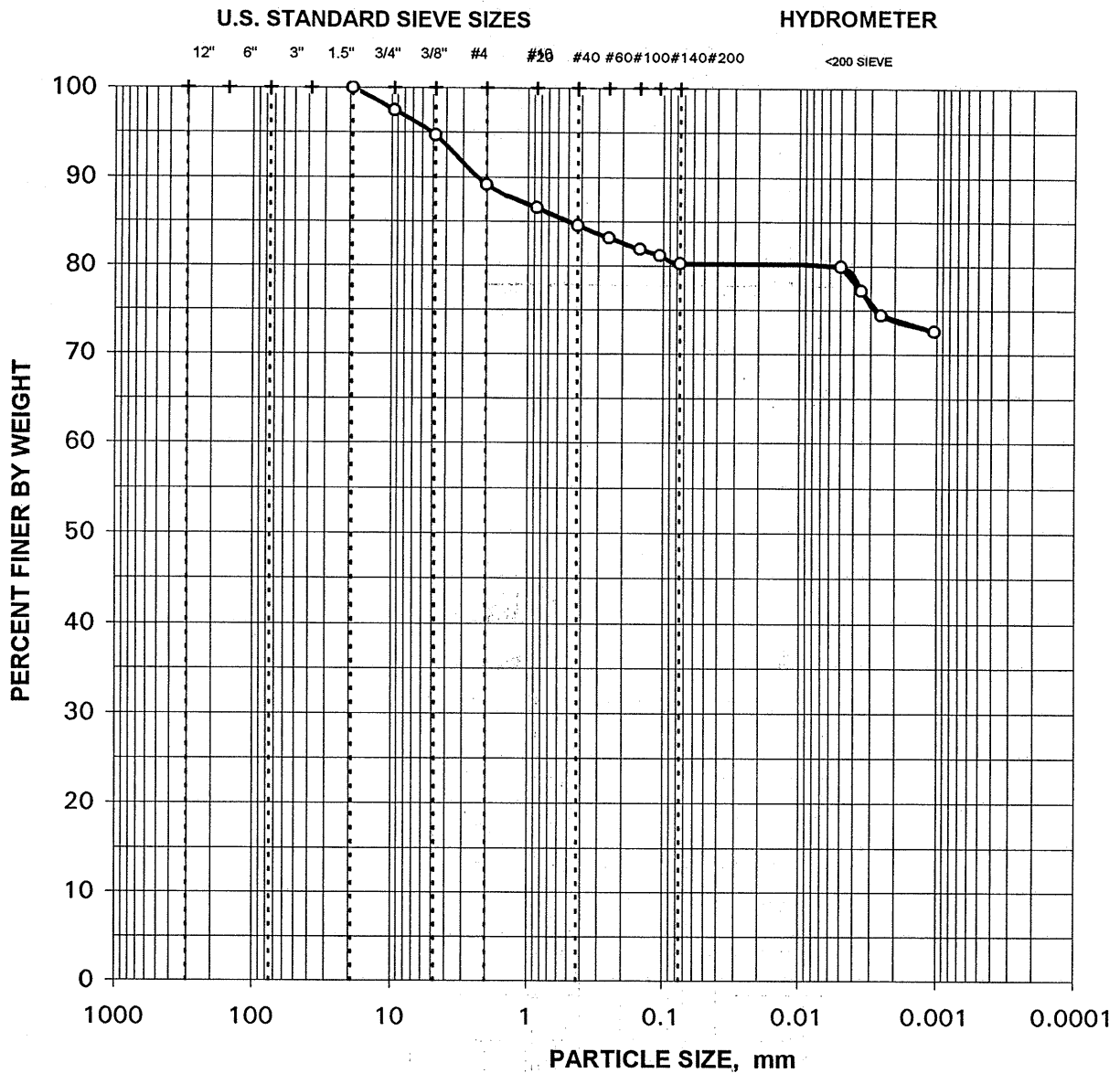
H Y D R O M E T E R	Diameter mm	Percent Finer
	0.00495	79.9%
0.00351	77.2%	
0.00250	74.4%	
0.00104	72.6%	

5.3% Gravel

14.5% Sand

80.2% Silt/Clay

# Ft. McClellan



**PARTICLE-SIZE ANALYSIS  
 ASTM D 422**

RLR-204-SW/SD03

Project Name Ft. McClellan Client Sample No. MJ1004  
 Project No. 796887.11020300 IT Lab Sample No. ETDC-10051

Specific Gravity = 2.65  
 assumed for calculations

Moisture Content = 66.2%  
 based on dry sample weight

**SIEVE ANALYSIS**

<b>C O A R S E</b>	Sieve No.	Diameter mm	Percent Finer
	3"	75.000	100.0%
	1.5"	37.500	100.0%
	0.75"	19.000	100.0%
	0.375"	9.500	93.4%
	#4	4.750	79.3%
#10	2.000	65.3%	

<b>F I N E</b>	Sieve No.	Diameter mm	Percent Finer
	#20	0.850	62.7%
	#40	0.425	60.5%
	#60	0.250	58.9%
	#100	0.149	57.4%
	#140	0.106	56.5%
#200	0.075	55.4%	

**HYDROMETER ANALYSIS**

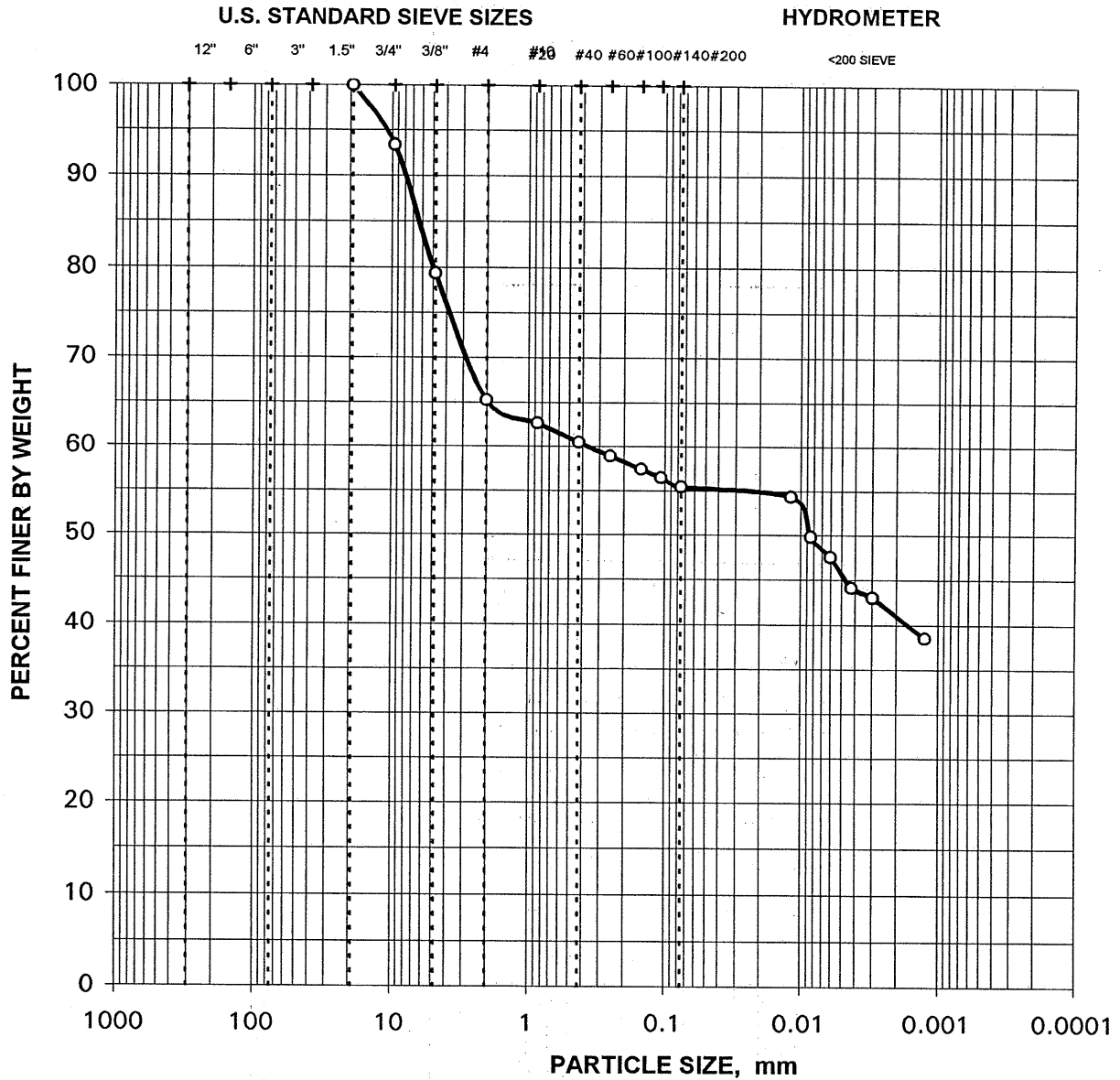
<b>H Y D R O M E T E R</b>	Diameter mm	Percent Finer
	0.01175	54.3%
	0.00842	49.8%
	0.00600	47.5%
0.00423	44.1%	
0.00298	43.0%	
0.00124	38.5%	

20.7% Gravel

24.0% Sand

55.4% Silt/Clay

## Ft. McClellan



CLIENT SAMPLE NO.: MJ1004

IT LAB SAMPLE NO.: ETDC-10051

B O U L D E R S	C O B B L E S	G R A V E L		S A N D			S I L T 2 - 75 microns  C L A Y <2 microns
		C O A R S E	F I N E	C O A R S E	M E D I U M	F I N E	

**PARTICLE-SIZE ANALYSIS  
 ASTM D 422**

RLR-204-SW/SD04

Project Name Ft. McClellan Client Sample No. MJ1005  
 Project No. 796887.11020300 IT Lab Sample No. ETDC-10052  
 Specific Gravity = 2.65 Moisture Content = 45.4%  
 assumed for calculations based on dry sample weight

**SIEVE ANALYSIS**

C O A R S E	Sieve No.	Diameter mm	Percent Finer
	3"	75.000	100.0%
	1.5"	37.500	100.0%
	0.75"	19.000	95.7%
	0.375"	9.500	82.2%
	#4	4.750	69.2%
	#10	2.000	47.7%

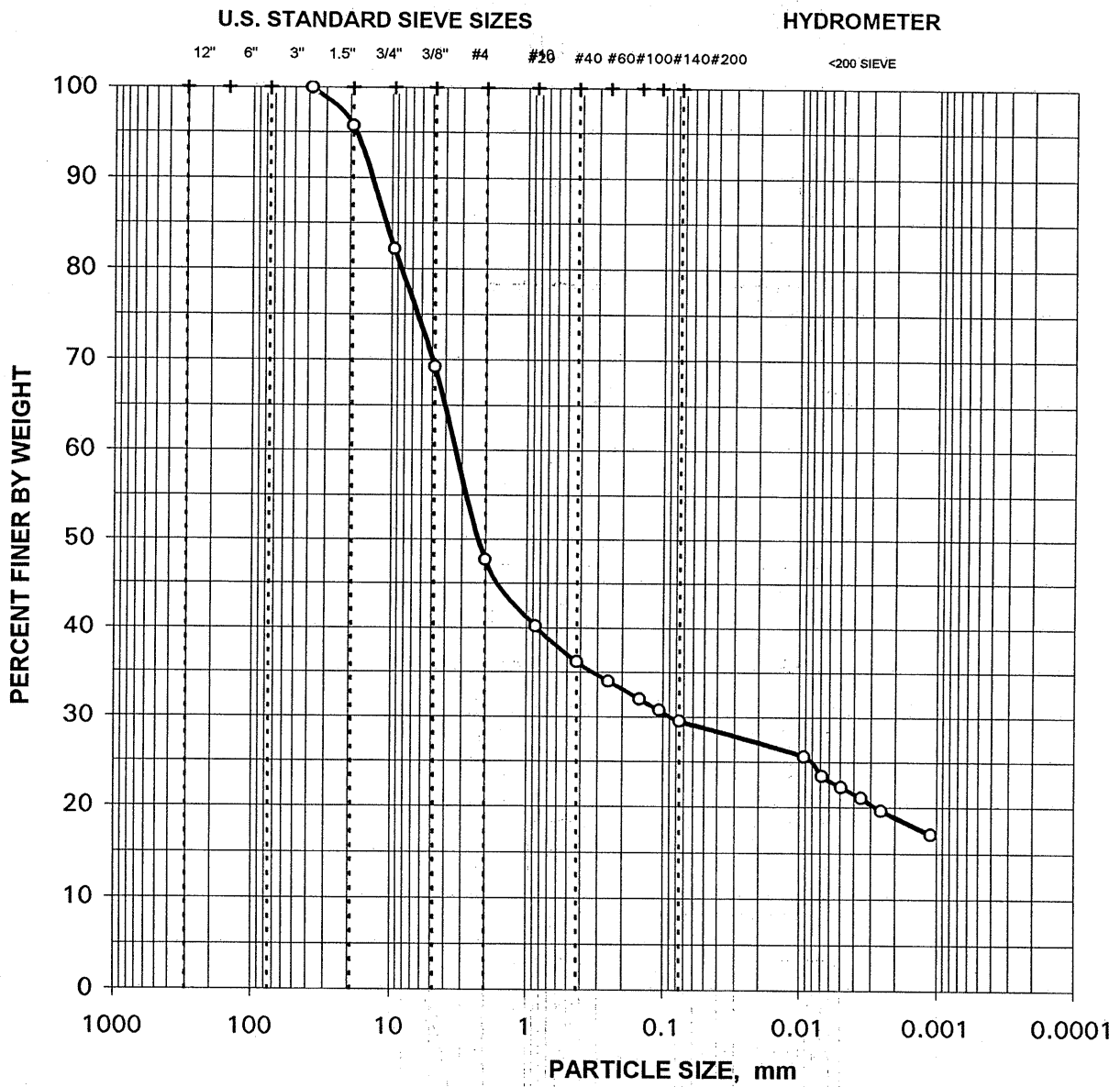
F I N E	Sieve No.	Diameter mm	Percent Finer
	#20	0.850	40.2%
	#40	0.425	36.2%
	#60	0.250	34.0%
	#100	0.149	32.0%
	#140	0.106	30.7%
	#200	0.075	29.5%

**HYDROMETER ANALYSIS**

H Y D R O M E T E R	Diameter mm	Percent Finer
	0.00921	25.6%
	0.00677	23.4%
	0.00492	22.2%
0.00352	21.1%	
0.00252	19.6%	
0.00110	17.0%	

30.8% Gravel                      39.7% Sand                      29.5% Silt/Clay

## Ft. McClellan



CLIENT SAMPLE NO.: MJ1005

IT LAB SAMPLE NO.: ETDC-10052

BOULDERS	COBBLES	GRAVEL		SAND			SILT 2 - 75 microns CLAY <2 microns
		COARSE	FINE	COARSE	MEDIUM	FINE	

**PARTICLE-SIZE ANALYSIS  
 ASTM D 422**

RLR-204-SW/SD05

Project Name Ft. McClellan

Client Sample No. MJ1006

Project No. 796887.11020300

IT Lab Sample No. ETDC-10053

Specific Gravity = 2.65  
 assumed for calculations

Moisture Content = 84.7%  
 based on dry sample weight

**SIEVE ANALYSIS**

C O A R S E	Sieve No.	Diameter mm	Percent Finer
	3"	75.000	100.0%
	1.5"	37.500	100.0%
	0.75"	19.000	100.0%
	0.375"	9.500	97.3%
	#4	4.750	94.5%
	#10	2.000	91.3%

F I N E	Sieve No.	Diameter mm	Percent Finer
	#20	0.850	89.5%
	#40	0.425	87.7%
	#60	0.250	86.0%
	#100	0.149	84.1%
	#140	0.106	82.8%
	#200	0.075	81.2%

**HYDROMETER ANALYSIS**

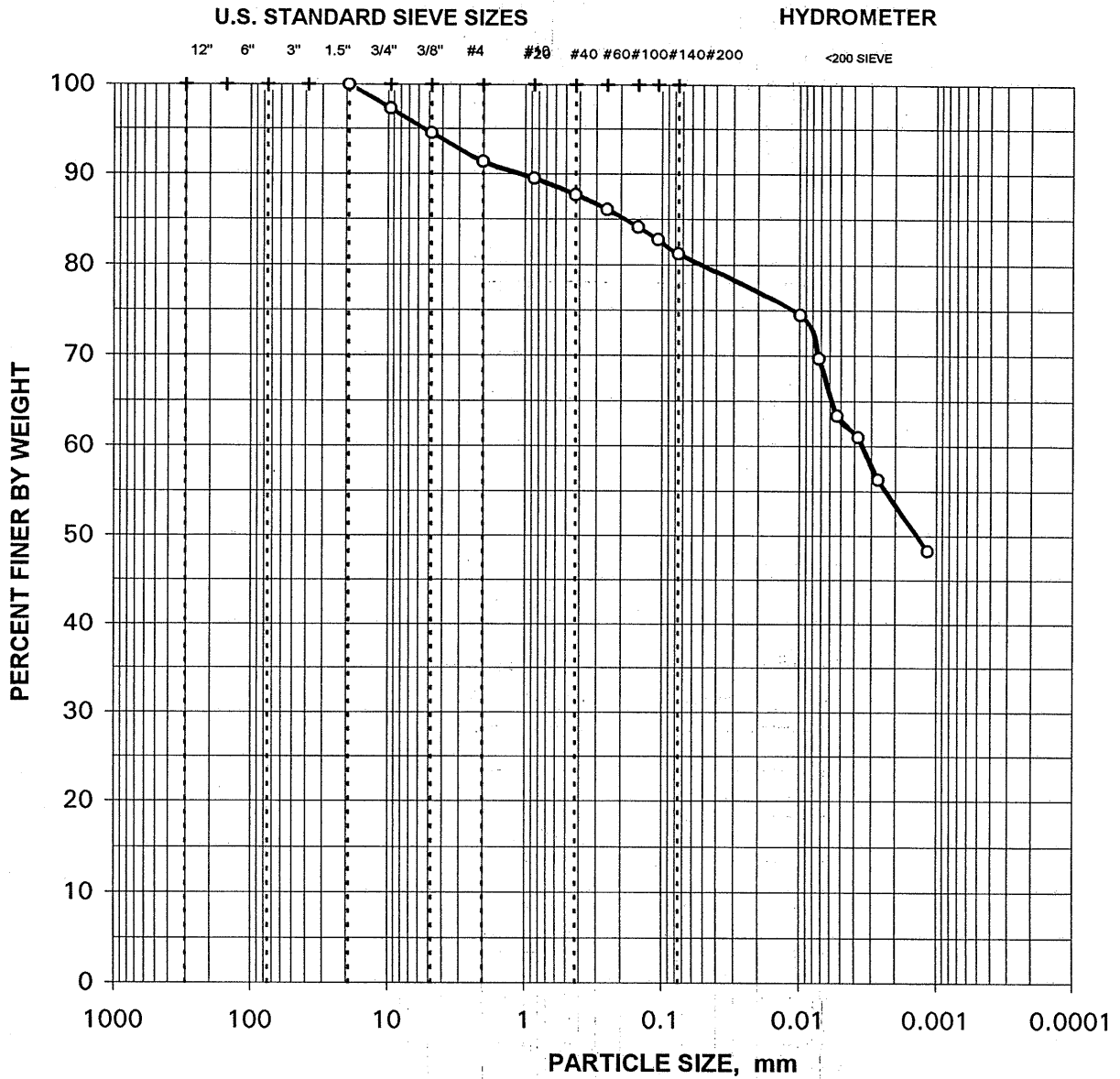
H Y D R O M E T E R	Diameter mm	Percent Finer
	0.01655	80.8%
	0.00984	74.5%
	0.00718	69.7%
	0.00529	63.4%
	0.00374	61.0%
0.00266	56.3%	
0.00115	48.3%	

5.5% Gravel

13.3% Sand

81.2% Silt/Clay

### Ft. McClellan



**PARTICLE-SIZE ANALYSIS  
 ASTM D 422**

RLR-204-SW/SD06

Project Name Ft. McClellan

Client Sample No. MJ1007

Project No. 796887.11020300

IT Lab Sample No. ETDC-10054

Specific Gravity = 2.65  
 assumed for calculations

Moisture Content = 59.2%  
 based on dry sample weight

**SIEVE ANALYSIS**

C O A R S E	Sieve No.	Diameter mm	Percent Finer
	3"	75.000	100.0%
	1.5"	37.500	100.0%
	0.75"	19.000	100.0%
	0.375"	9.500	90.5%
	#4	4.750	84.0%
	#10	2.000	75.3%

F I N E	Sieve No.	Diameter mm	Percent Finer
	#20	0.850	72.4%
	#40	0.425	70.5%
	#60	0.250	69.1%
	#100	0.149	67.7%
	#140	0.106	66.9%
	#200	0.075	66.1%

**HYDROMETER ANALYSIS**

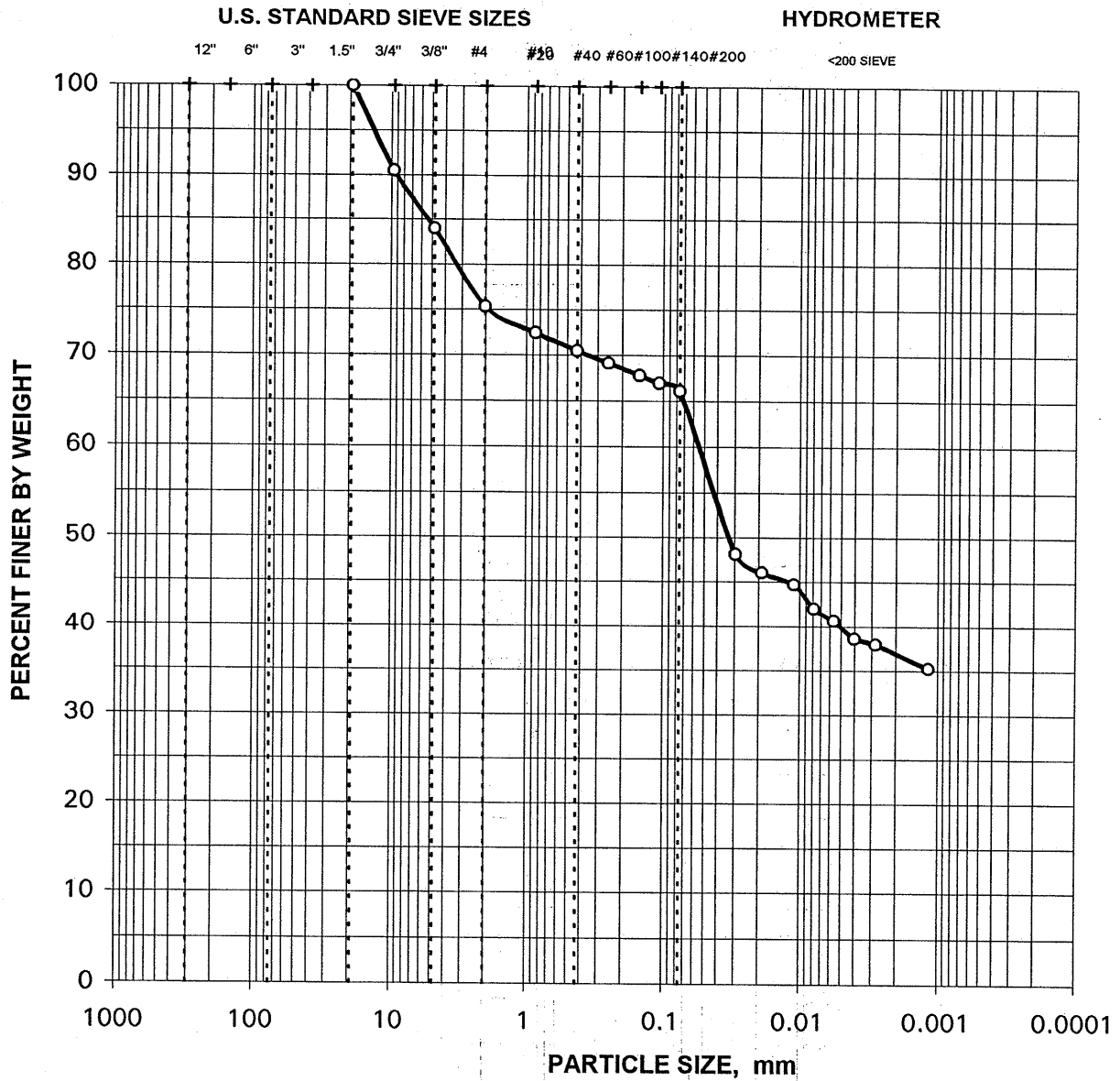
H Y D R O M E T E R	Diameter mm	Percent Finer
	0.02938	48.1%
	0.01878	46.1%
	0.01095	44.7%
	0.00786	42.0%
	0.00561	40.7%
	0.00397	38.6%
	0.00279	38.0%
0.00117	35.2%	

16.0% Gravel

17.9% Sand

66.1% Silt/Clay

## Ft. McClellan



CLIENT SAMPLE NO.: MJ1007

IT LAB SAMPLE NO.: ETDC-10054

BOULDERS	COBBLES	GRAVEL		SAND			SILT 2 - 75 microns CLAY <2 microns
		COARSE	FINE	COARSE	MEDIUM	FINE	