



*McClellan*

---

*A great place to live, work, learn and play.*

November 30, 2007

Mr. Paul Searcy  
Alabama Department of Environmental Management  
Solid Waste Branch, Land Division  
P.O. Box 301463  
Montgomery, Alabama 36130-1463

**SUBJECT: Statistical Analysis of Semi-Annual Groundwater Sampling Results  
September 2007 Groundwater Sampling Event  
Fort McClellan Industrial Landfill (Permit No. 08-02)  
Ft. McClellan, Anniston, Calhoun County, Alabama**

Dear Mr. Searcy:

The Anniston-Calhoun County Fort McClellan Development Joint Powers Authority (JPA) is pleased to submit the statistical analysis for the September 2007 semi-annual groundwater sampling results for the McClellan Industrial Landfill (Solid Waste Disposal Facility Permit No. 08-02). The statistical analysis was performed using control charts in accordance with Code Rule 335-13-4-27, subparagraph (2) of the Alabama Department of Environmental Management Land Division Solid Waste Program Division 13 Regulations (ADEM Division 13 Regulations) and applicable United States Environmental Protection Agency (EPA) guidance. Control charts were developed for those chemical constituents in wells that had nine (9) or more sampling events and the percentage of nondetects was less than 50%.

As of the September 2007 groundwater sampling event, four additional metals (cobalt, copper, nickel, and zinc) had 9 sampling events and at least one sample with nondetects less than 50%. However, these metals only had one background result out of the eight sampling events from March 2000 to September 2003 whose data were used for background. In accordance with Code Rule 335-13-4-27 of the ADEM Division 13 Regulations and the permit, which requires that a minimum of four independent samples from each well be used to establish background, the data from the four sampling events that occurred from March 2004 to September 2005 were incorporated with the background data from the March 2000 to September 2003 sampling events to establish background water quality for those chemical constituents in wells that had 9 or more sampling events and percentages of nondetects less than 50%.

The statistical analysis performed for previous semi-annual groundwater sampling events used the data from the eight sampling events from March 2000 to September 2003 for background. For the September 2007 (and future) groundwater sampling events the data from the twelve



# McClellan

---

*A great place to live, work, learn and play.*

sampling events from March 2000 to September 2005 were used for the background during the statistical analysis of chemical constituents in wells that had 9 or more sampling events and percentages of nondetects less than 50%. Please note that for the chemical constituents where the statistical analysis were performed for previous statistical reports (i.e., barium, iron, lead, manganese, and sodium), the calculations shown in Attachment 2 and the control charts in Attachment 3 were revised to reflect this new set of background data.

The results of the evaluation indicated there was no Statistically Significant Increase (SSI) for the Appendix I Parameters in the five groundwater monitoring wells.

During the previous groundwater sampling round in March 2007, the Shewhart Cumulative Sum (CUSUM) for iron in monitoring well LF4-MW4 (5.27) was slightly above the threshold of 5. To ensure this was an isolated occurrence, a CUSUM was calculated for iron in monitoring well LF4-MW4 for the September 2007 event using the old background data set. The September 2007 CUSUM for iron in monitoring well LF4-MW4 (3.49) was below the threshold using the old background data set. Please note that the March 2007 CUSUM for iron in monitoring well LF4-MW4 (2.54) calculated using the revised background data set was below the threshold of 5 (shown in Attachment 2).

It is a pleasure to work with you on this project. If you have any questions please call me at (256) 236-2011.

Sincerely,

**Anniston Calhoun County Fort McClellan Development Joint Powers Authority**

Miki Schneider  
Director of Planning

Enclosures:

- Attachment 1 – Summary of Sample Analyses and Percent Non-Detects
- Attachment 2 – Calculations for Shewhart-Cumulative Sum (CUSUM) Control Chart
- Attachment 3 – Control Charts
- Attachment 4 – Laboratory Analytical Results and Chain of Custody Forms

**McClellan Industrial Landfill, Anniston, Alabama  
Statistical Analysis of Semi-Annual Groundwater Sampling Results  
September 2007 Groundwater Sampling Event  
Attachments**

**Prepared for:**

**Alabama Department of Environmental Management**

**Prepared by:**

**Anniston-Calhoun County-Ft. McClellan Development Joint Powers Authority  
McClellan, Anniston, Alabama**



**and**



**November 2007**

**Attachment 1 - Summary of Sample Analyses and Percent Non-Detects  
Landfill 4, Parcel 81(5)  
McClellan, Anniston, Alabama**

Well ID	Aluminum			Antimony			Arsenic		
	Sample #	# of NDs	%NDs	Sample #	# of NDs	%NDs	Sample #	# of NDs	%NDs
LF4-MW1	8	0	0%	9	9	100%	16	15	94%
LF4-MW2	8	0	0%	9	8	89%	16	14	88%
LF4-MW3	8	0	0%	9	9	100%	16	15	94%
LF4-MW4	8	2	25%	9	9	100%	16	13	81%
LF4-MW5	8	0	0%	9	9	100%	16	16	100%

Well ID	Barium			Beryllium			Cadmium		
	Sample #	# of NDs	%NDs	Sample #	# of NDs	%NDs	Sample #	# of NDs	%NDs
LF4-MW1	16	5	31%	9	7	78%	16	14	88%
LF4-MW2	16	0	0%	9	6	67%	16	15	94%
LF4-MW3	16	2	13%	9	9	100%	16	16	100%
LF4-MW4	16	0	0%	9	9	100%	16	15	94%
LF4-MW5	16	8	50%	9	9	100%	16	16	100%

Well ID	Calcium			Chromium			Cobalt		
	Sample #	# of NDs	%NDs	Sample #	# of NDs	%NDs	Sample #	# of NDs	%NDs
LF4-MW1	8	0	0%	16	13	81%	9	1	11%
LF4-MW2	8	0	0%	16	11	69%	9	1	11%
LF4-MW3	8	0	0%	16	14	88%	9	6	67%
LF4-MW4	8	0	0%	16	15	94%	9	7	78%
LF4-MW5	8	0	0%	16	16	100%	9	5	56%

Well ID	Copper			Iron			Lead		
	Sample #	# of NDs	%NDs	Sample #	# of NDs	%NDs	Sample #	# of NDs	%NDs
LF4-MW1	9	5	56%	15	0	0%	16	7	44%
LF4-MW2	9	4	44%	15	0	0%	16	3	19%
LF4-MW3	9	6	67%	15	0	0%	16	8	50%
LF4-MW4	9	8	89%	15	0	0%	16	6	38%
LF4-MW5	9	7	78%	15	0	0%	16	6	38%

Well ID	Magnesium			Manganese			Mercury		
	Sample #	# of NDs	%NDs	Sample #	# of NDs	%NDs	Sample #	# of NDs	%NDs
LF4-MW1	8	0	0%	15	0	0%	16	16	100%
LF4-MW2	8	0	0%	15	0	0%	16	15	94%
LF4-MW3	8	0	0%	15	0	0%	16	16	100%
LF4-MW4	8	0	0%	15	0	0%	16	16	100%
LF4-MW5	8	0	0%	15	0	0%	16	16	100%

Well ID	Nickel			Potassium			Selenium		
	Sample #	# of NDs	%NDs	Sample #	# of NDs	%NDs	Sample #	# of NDs	%NDs
LF4-MW1	9	5	56%	8	2	25%	16	16	100%
LF4-MW2	9	3	33%	8	3	38%	16	16	100%
LF4-MW3	9	7	78%	8	6	75%	16	16	100%
LF4-MW4	9	8	89%	8	5	63%	16	16	100%
LF4-MW5	9	8	89%	8	6	75%	16	16	100%

**Attachment 1 - Summary of Sample Analyses and Percent Non-Detects  
Landfill 4, Parcel 81(5)  
McClellan, Anniston, Alabama**

Well ID	Silver			Sodium			Thallium		
	Sample #	# of NDs	%NDs	Sample #	# of NDs	%NDs	Sample #	# of NDs	%NDs
LF4-MW1	8	6	75%	15	0	0%	9	9	100%
LF4-MW2	8	8	100%	15	0	0%	9	9	100%
LF4-MW3	8	8	100%	15	0	0%	9	8	89%
LF4-MW4	8	8	100%	15	0	0%	9	9	100%
LF4-MW5	8	8	100%	15	2	13%	9	7	78%

Well ID	Vanadium			Zinc			1,4-Dichlorobenzene		
	Sample #	# of NDs	%NDs	Sample #	# of NDs	%NDs	Sample #	# of NDs	%NDs
LF4-MW1	9	8	89%	9	2	22%	9	9	100%
LF4-MW2	9	6	67%	9	2	22%	9	9	100%
LF4-MW3	9	7	78%	9	3	33%	9	9	100%
LF4-MW4	9	7	78%	9	3	33%	9	6	67%
LF4-MW5	9	7	78%	9	4	44%	9	9	100%

Well ID	Benzene			Chlorobenzene			Chloroethane		
	Sample #	# of NDs	%NDs	Sample #	# of NDs	%NDs	Sample #	# of NDs	%NDs
LF4-MW1	16	16	100%	16	16	100%	9	9	100%
LF4-MW2	16	16	100%	16	16	100%	9	9	100%
LF4-MW3	16	16	100%	16	16	100%	9	9	100%
LF4-MW4	16	14	88%	16	1	6%	9	7	78%
LF4-MW5	16	16	100%	16	16	100%	9	9	100%

**Attachment 2 - Calculations for Shewhart - Cumulative Sum (CUSUM) Control Chart  
Landfill 4, Parcel 81(5), McClellan, Anniston, Alabama**

Barium					
Well ID	Date	Ln Conc	Zi	Zi - k	Cusum
LF4-MW1	3/13/06	-2.638	1.95	0.95	0.95
LF4-MW1	9/13/06	-3.180	-0.67	-1.67	0.00
LF4-MW1	3/6/07	-3.219	-0.86	-1.86	0.00
LF4-MW1	9/24/07	-3.439	-1.93	-2.93	0.00
Background					
LF4-MW1	MEAN	-3.041			
LF4-MW1	STDEV	0.206			

Cobalt					
Well ID	Date	Ln Conc	Zi	Zi - k	Cusum
LF4-MW1	3/13/06	-4.029	-7.79	-8.79	0.00
LF4-MW1	9/13/06	-4.734	-8.83	-9.83	0.00
LF4-MW1	3/6/07	-4.784	-8.90	-9.90	0.00
LF4-MW1	9/24/07	-4.641	-8.69	-9.69	0.00
Background					
LF4-MW1	MEAN	-4.301			
LF4-MW1	STDEV	0.593			

Barium					
Well ID	Date	Ln Conc	Zi	Zi - k	Cusum
LF4-MW2	3/13/06	-3.673	-3.70	-4.70	0.00
LF4-MW2	9/13/06	-2.198	0.41	-0.59	0.00
LF4-MW2	3/6/07	-2.357	-0.03	-1.03	0.00
LF4-MW2	9/24/07	-2.501	-0.44	-1.44	0.00
Background					
LF4-MW2	MEAN	-2.344			
LF4-MW2	STDEV	0.359			

Cobalt					
Well ID	Date	Ln Conc	Zi	Zi - k	Cusum
LF4-MW2	3/13/06	-5.053	-6.87	-7.87	0.00
LF4-MW2	9/13/06	-4.200	-6.10	-7.10	0.00
LF4-MW2	3/6/07	-4.227	-6.12	-7.12	0.00
LF4-MW2	9/24/07	-4.366	-6.25	-7.25	0.00
Background					
LF4-MW2	MEAN	-4.277			
LF4-MW2	STDEV	0.663			

Barium					
Well ID	Date	Ln Conc	Zi	Zi - k	Cusum
LF4-MW3	3/13/06	-2.865	0.11	-0.89	0.00
LF4-MW3	9/14/06	-2.727	0.85	-0.15	0.00
LF4-MW3	3/6/07	-3.030	-0.79	-1.79	0.00
LF4-MW3	9/25/07	-2.818	0.36	-0.64	0.00
Background					
LF4-MW3	MEAN	-2.884			
LF4-MW3	STDEV	0.184			

Barium					
Well ID	Date	Ln Conc	Zi	Zi - k	Cusum
LF4-MW4	3/14/06	-1.931	-1.61	-2.61	0.00
LF4-MW4	9/14/06	-1.715	-0.52	-1.52	0.00
LF4-MW4	3/7/07	-2.129	-2.60	-3.60	0.00
LF4-MW4	9/25/07	-1.565	0.22	-0.78	0.00
Background					
LF4-MW4	MEAN	-1.610			
LF4-MW4	STDEV	0.200			

Barium					
Well ID	Date	Ln Conc	Zi	Zi - k	Cusum
LF4-MW5	3/14/06	-3.892	-0.60	-1.60	0.00
LF4-MW5	9/14/06	-3.873	-0.57	-1.57	0.00
LF4-MW5	3/7/07	-4.234	-1.12	-2.12	0.00
LF4-MW5	9/24/07	-3.887	-0.59	-1.59	0.00
Background					
LF4-MW5	MEAN	-3.508			
LF4-MW5	STDEV	0.645			

**Attachment 2 - Calculations for Shewhart - Cumulative Sum (CUSUM) Control Chart  
Landfill 4, Parcel 81(5), McClellan, Anniston, Alabama**

Iron

Well ID	Date	Ln Conc	Zi	Zi - k	Cusum
LF4-MW1	3/13/06	1.627	0.49	-0.51	0.00
LF4-MW1	9/13/06	0.967	-0.48	-1.48	0.00
LF4-MW1	3/6/07	1.227	-0.10	-1.10	0.00
LF4-MW1	9/24/07	-0.050	-1.97	-2.97	0.00
Background					
LF4-MW1	MEAN	1.294			
LF4-MW1	STDEV	0.683			

Copper

Well ID	Date	Ln Conc	Zi	Zi - k	Cusum
LF4-MW2	3/13/06	-4.538	-6.40	-7.40	0.00
LF4-MW2	9/13/06	-4.129	-6.03	-7.03	0.00
LF4-MW2	3/6/07	-4.663	-6.52	-7.52	0.00
LF4-MW2	9/24/07	-5.956	-7.68	-8.68	0.00
Background					
LF4-MW2	MEAN	-5.366			
LF4-MW2	STDEV	1.663			

Iron

Well ID	Date	Ln Conc	Zi	Zi - k	Cusum
LF4-MW2	3/13/06	0.336	-2.00	-3.00	0.00
LF4-MW2	9/13/06	2.046	-0.46	-1.46	0.00
LF4-MW2	3/6/07	3.603	0.94	-0.06	0.00
LF4-MW2	9/24/07	1.253	-1.18	-2.18	0.00
Background					
LF4-MW2	MEAN	2.557			
LF4-MW2	STDEV	1.108			

Iron

Well ID	Date	Ln Conc	Zi	Zi - k	Cusum
LF4-MW3	3/13/06	1.528	1.58	0.58	0.58
LF4-MW3	9/14/06	1.409	1.43	0.43	1.01
LF4-MW3	3/6/07	-0.936	-1.62	-2.62	0.00
LF4-MW3	9/25/07	-0.465	-1.01	-2.01	0.00
Background					
LF4-MW3	MEAN	0.311			
LF4-MW3	STDEV	0.769			

Iron

Well ID	Date	Ln Conc	Zi	Zi - k	Cusum
LF4-MW4	3/14/06	1.493	1.71	0.71	0.71
LF4-MW4	9/14/06	1.154	1.10	0.10	0.81
LF4-MW4	3/7/07	2.055	2.73	1.73	2.54
LF4-MW4	9/25/07	-0.098	-1.16	-2.16	0.38
Background					
LF4-MW4	MEAN	0.545			
LF4-MW4	STDEV	0.553			

Iron

Well ID	Date	Ln Conc	Zi	Zi - k	Cusum
LF4-MW5	3/14/06	1.654	1.90	0.90	0.90
LF4-MW5	9/14/06	1.482	1.65	0.65	1.55
LF4-MW5	3/7/07	0.191	-0.19	-1.19	0.36
LF4-MW5	9/24/07	0.215	-0.16	-1.16	0.00
Background					
LF4-MW5	MEAN	0.325			
LF4-MW5	STDEV	0.700			

**Attachment 2 - Calculations for Shewhart - Cumulative Sum (CUSUM) Control Chart  
Landfill 4, Parcel 81(5), McClellan, Anniston, Alabama**

Lead					
Well ID	Date	Ln Conc	Zi	Zi - k	Cusum
LF4-MW1	3/13/06	-6.215	-0.79	-1.79	0.00
LF4-MW1	9/13/06	-5.857	-0.42	-1.42	0.00
LF4-MW1	3/6/07	-5.345	0.12	-0.88	0.00
LF4-MW1	9/24/07	-5.661	-0.21	-1.21	0.00
Background					
LF4-MW1	MEAN	-5.458			
LF4-MW1	STDEV	0.957			

Manganese					
Well ID	Date	Ln Conc	Zi	Zi - k	Cusum
LF4-MW1	3/13/06	-0.703	-2.97	-3.97	0.00
LF4-MW1	9/13/06	0.086	-0.58	-1.58	0.00
LF4-MW1	3/6/07	-0.585	-2.61	-3.61	0.00
LF4-MW1	9/24/07	-0.126	-1.22	-2.22	0.00
Background					
LF4-MW1	MEAN	0.277			
LF4-MW1	STDEV	0.330			

Lead					
Well ID	Date	Ln Conc	Zi	Zi - k	Cusum
LF4-MW2	3/13/06	-4.595	0.38	-0.62	0.00
LF4-MW2	9/13/06	-4.415	0.54	-0.46	0.00
LF4-MW2	3/6/07	-4.855	0.14	-0.86	0.00
LF4-MW2	9/24/07	-5.415	-0.38	-1.38	0.00
Background					
LF4-MW2	MEAN	-5.006			
LF4-MW2	STDEV	1.087			

Manganese					
Well ID	Date	Ln Conc	Zi	Zi - k	Cusum
LF4-MW2	3/13/06	-0.719	-0.77	-1.77	0.00
LF4-MW2	9/13/06	-0.059	0.46	-0.54	0.00
LF4-MW2	3/6/07	-0.009	0.55	-0.45	0.00
LF4-MW2	9/24/07	-0.168	0.26	-0.74	0.00
Background					
LF4-MW2	MEAN	-0.305			
LF4-MW2	STDEV	0.536			

Lead					
Well ID	Date	Ln Conc	Zi	Zi - k	Cusum
LF4-MW3	3/13/06	-5.216	0.48	-0.52	0.00
LF4-MW3	9/14/06	-5.806	-0.39	-1.39	0.00
LF4-MW3	3/6/07	-6.041	-0.74	-1.74	0.00
LF4-MW3	9/25/07	-5.809	-0.40	-1.40	0.00
Background					
LF4-MW3	MEAN	-5.540			
LF4-MW3	STDEV	0.680			

Manganese					
Well ID	Date	Ln Conc	Zi	Zi - k	Cusum
LF4-MW3	3/13/06	-2.646	-0.90	-1.90	0.00
LF4-MW3	9/14/06	-1.386	0.95	-0.05	0.00
LF4-MW3	3/6/07	-2.554	-0.76	-1.76	0.00
LF4-MW3	9/25/07	-1.655	0.55	-0.45	0.00
Background					
LF4-MW3	MEAN	-2.034			
LF4-MW3	STDEV	0.684			

Lead					
Well ID	Date	Ln Conc	Zi	Zi - k	Cusum
LF4-MW4	3/14/06	-4.457	1.20	0.20	0.20
LF4-MW4	9/14/06	-3.558	2.38	1.38	1.59
LF4-MW4	3/7/07	-6.215	-1.11	-2.11	0.00
LF4-MW4	9/25/07	-5.298	0.10	-0.90	0.00
Background					
LF4-MW4	MEAN	-5.371			
LF4-MW4	STDEV	0.760			

Manganese					
Well ID	Date	Ln Conc	Zi	Zi - k	Cusum
LF4-MW4	3/14/06	0.673	0.05	-0.95	0.00
LF4-MW4	9/14/06	0.495	-0.66	-1.66	0.00
LF4-MW4	3/7/07	1.654	3.95	2.95	2.95
LF4-MW4	9/25/07	0.944	1.12	0.12	3.08
Background					
LF4-MW4	MEAN	0.662			
LF4-MW4	STDEV	0.251			

Lead					
Well ID	Date	Ln Conc	Zi	Zi - k	Cusum
LF4-MW5	3/14/06	-5.401	0.24	-0.76	0.00
LF4-MW5	9/14/06	-4.538	1.57	0.57	0.57
LF4-MW5	3/7/07	-5.745	-0.29	-1.29	0.00
LF4-MW5	9/24/07	-5.298	0.40	-0.60	0.00
Background					
LF4-MW5	MEAN	-5.559			
LF4-MW5	STDEV	0.650			

Manganese					
Well ID	Date	Ln Conc	Zi	Zi - k	Cusum
LF4-MW5	3/14/06	-2.104	-0.25	-1.25	0.00
LF4-MW5	9/14/06	-2.216	-0.44	-1.44	0.00
LF4-MW5	3/7/07	-2.293	-0.56	-1.56	0.00
LF4-MW5	9/24/07	-2.163	-0.35	-1.35	0.00
Background					
LF4-MW5	MEAN	-1.953			
LF4-MW5	STDEV	0.603			

**Attachment 2 - Calculations for Shewhart - Cumulative Sum (CUSUM) Control Chart  
Landfill 4, Parcel 81(5), McClellan, Anniston, Alabama**

**Sodium**

Well ID	Date	Ln Conc	Zi	Zi - k	Cusum
LF4-MW1	3/13/06	1.777	-3.08	-4.08	0.00
LF4-MW1	9/13/06	2.518	0.00	-1.00	0.00
LF4-MW1	3/6/07	2.477	-0.17	-1.17	0.00
LF4-MW1	9/24/07	2.342	-0.73	-1.73	0.00
Background					
LF4-MW1	MEAN	2.517			
LF4-MW1	STDEV	0.240			

**Nickel**

Well ID	Date	Ln Conc	Zi	Zi - k	Cusum
LF4-MW2	3/13/06	-5.991	-7.72	-8.72	0.00
LF4-MW2	9/13/06	-3.979	-5.90	-6.90	0.00
LF4-MW2	3/6/07	-4.528	-6.39	-7.39	0.00
LF4-MW2	9/24/07	-4.528	-6.39	-7.39	0.00
Background					
LF4-MW2	MEAN	-4.760			
LF4-MW2	STDEV	1.171			

**Sodium**

Well ID	Date	Ln Conc	Zi	Zi - k	Cusum
LF4-MW2	3/13/06	2.198	1.07	0.07	0.07
LF4-MW2	9/13/06	2.015	0.57	-0.43	0.00
LF4-MW2	3/6/07	1.611	-0.54	-1.54	0.00
LF4-MW2	9/24/07	1.449	-0.99	-1.99	0.00
Background					
LF4-MW2	MEAN	1.809			
LF4-MW2	STDEV	0.364			

**Sodium**

Well ID	Date	Ln Conc	Zi	Zi - k	Cusum
LF4-MW3	3/13/06	1.910	-0.58	-1.58	0.00
LF4-MW3	9/14/06	2.485	0.96	-0.04	0.00
LF4-MW3	3/6/07	1.643	-1.29	-2.29	0.00
LF4-MW3	9/25/07	1.902	-0.60	-1.60	0.00
Background					
LF4-MW3	MEAN	2.125			
LF4-MW3	STDEV	0.374			

**Sodium**

Well ID	Date	Ln Conc	Zi	Zi - k	Cusum
LF4-MW4	3/14/06	3.786	-2.65	-3.65	0.00
LF4-MW4	9/14/06	3.945	-2.20	-3.20	0.00
LF4-MW4	3/7/07	2.451	-6.47	-7.47	0.00
LF4-MW4	9/25/07	5.075	1.03	0.03	0.03
Background					
LF4-MW4	MEAN	4.715			
LF4-MW4	STDEV	0.350			

**Sodium**

Well ID	Date	Ln Conc	Zi	Zi - k	Cusum
LF4-MW5	3/14/06	0.829	1.34	0.34	0.34
LF4-MW5	9/14/06	0.113	-0.88	-1.88	0.00
LF4-MW5	3/7/07	0.000	-1.23	-2.23	0.00
LF4-MW5	9/24/07	-2.303	-8.36	-9.36	0.00
Background					
LF4-MW5	MEAN	0.396			
LF4-MW5	STDEV	0.323			

**Attachment 2 - Calculations for Shewhart - Cumulative Sum (CUSUM) Control Chart  
Landfill 4, Parcel 81(5), McClellan, Anniston, Alabama**

Zinc

Well ID	Date	Ln Conc	Zi	Zi - k	Cusum
LF4-MW1	3/13/06	-2.488	-20.81	-21.81	0.00
LF4-MW1	9/13/06	-3.493	-24.99	-25.99	0.00
LF4-MW1	3/6/07	-3.231	-23.90	-24.90	0.00
LF4-MW1	9/24/07	-5.298	-32.50	-33.50	0.00
Background					
LF4-MW1	MEAN	-3.795			
LF4-MW1	STDEV	1.059			

Zinc

Well ID	Date	Ln Conc	Zi	Zi - k	Cusum
LF4-MW2	3/13/06	-2.915	-13.00	-14.00	0.00
LF4-MW2	9/13/06	-2.343	-11.42	-12.42	0.00
LF4-MW2	3/6/07	-3.338	-14.16	-15.16	0.00
LF4-MW2	9/24/07	-5.298	-19.55	-20.55	0.00
Background					
LF4-MW2	MEAN	-3.324			
LF4-MW2	STDEV	1.149			

Zinc

Well ID	Date	Ln Conc	Zi	Zi - k	Cusum
LF4-MW3	3/13/06	-3.858	-16.01	-17.01	0.00
LF4-MW3	9/14/06	-3.685	-15.54	-16.54	0.00
LF4-MW3	3/6/07	-3.642	-15.43	-16.43	0.00
LF4-MW3	9/25/07	-4.160	-16.81	-17.81	0.00
Background					
LF4-MW3	MEAN	-4.412			
LF4-MW3	STDEV	1.245			

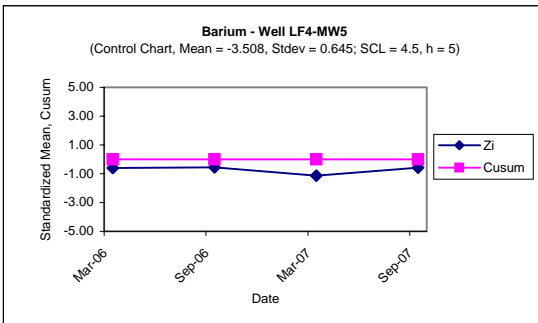
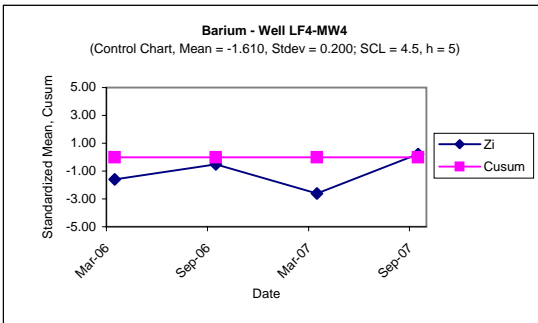
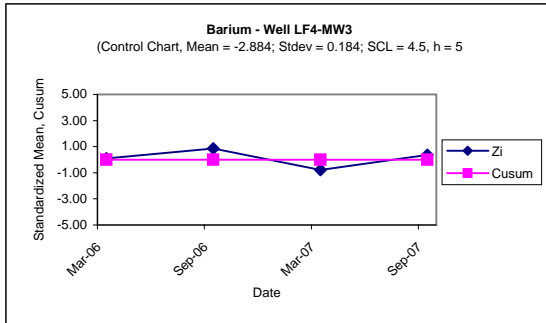
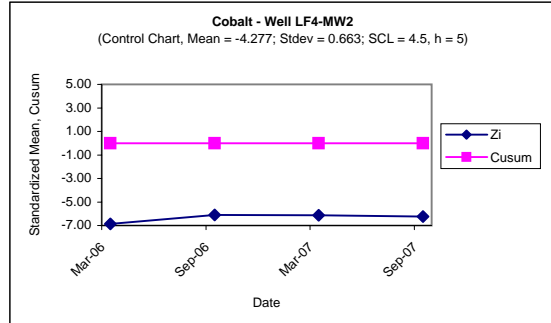
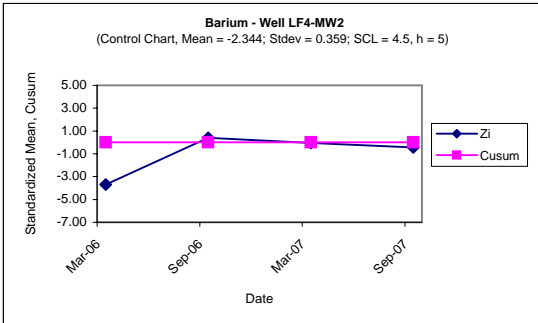
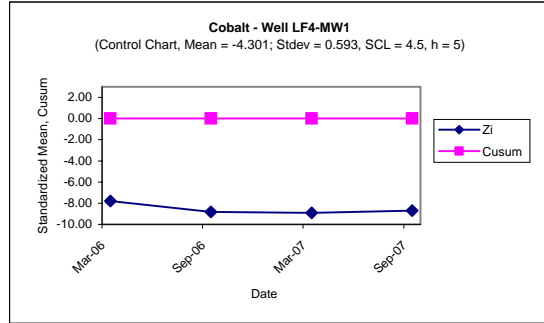
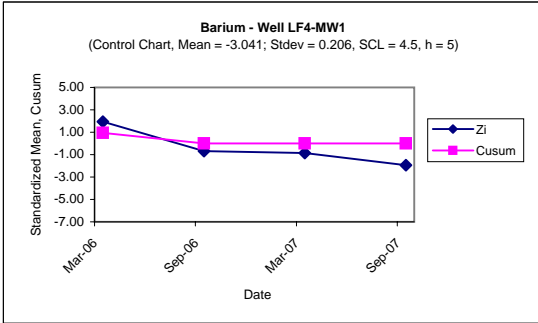
Zinc

Well ID	Date	Ln Conc	Zi	Zi - k	Cusum
LF4-MW4	3/14/06	-3.669	-23.95	-24.95	0.00
LF4-MW4	9/14/06	-3.101	-22.33	-23.33	0.00
LF4-MW4	3/7/07	-4.623	-26.68	-27.68	0.00
LF4-MW4	9/25/07	-4.269	-25.67	-26.67	0.00
Background					
LF4-MW4	MEAN	-4.543			
LF4-MW4	STDEV	0.785			

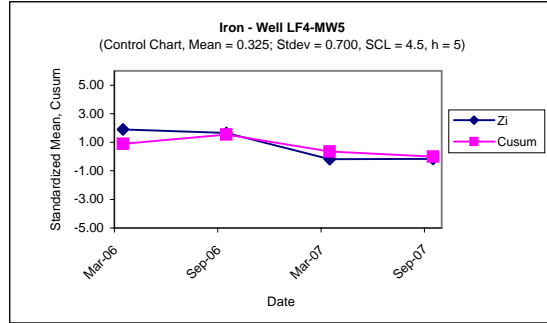
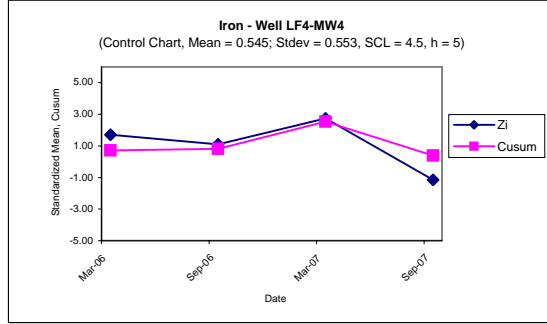
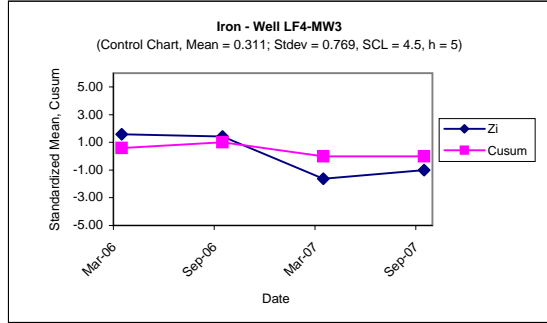
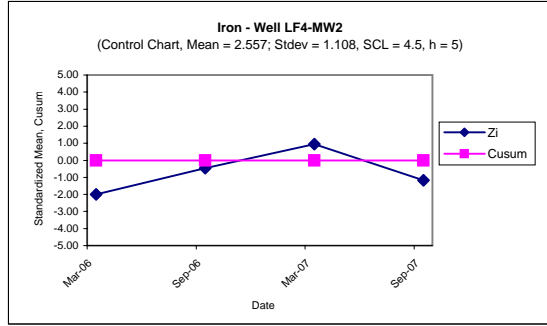
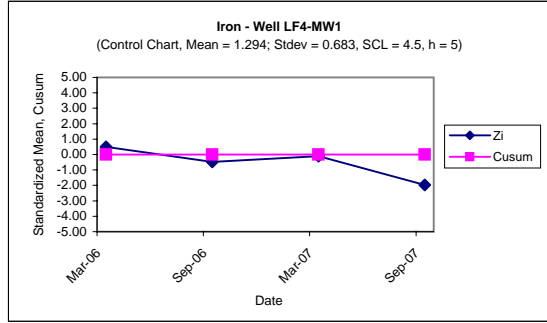
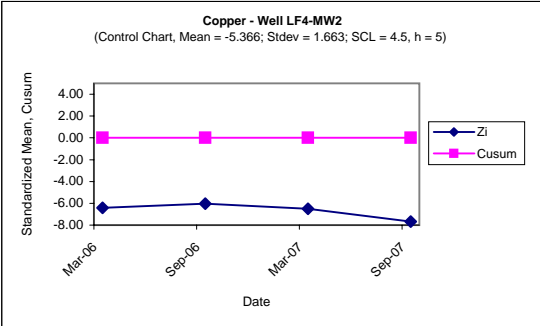
Zinc

Well ID	Date	Ln Conc	Zi	Zi - k	Cusum
LF4-MW5	3/14/06	-4.358	-14.72	-15.72	0.00
LF4-MW5	9/14/06	-3.868	-13.21	-14.21	0.00
LF4-MW5	3/7/07	-3.974	-13.53	-14.53	0.00
LF4-MW5	9/24/07	-5.298	-17.64	-18.64	0.00
Background					
LF4-MW5	MEAN	-4.326			
LF4-MW5	STDEV	1.170			

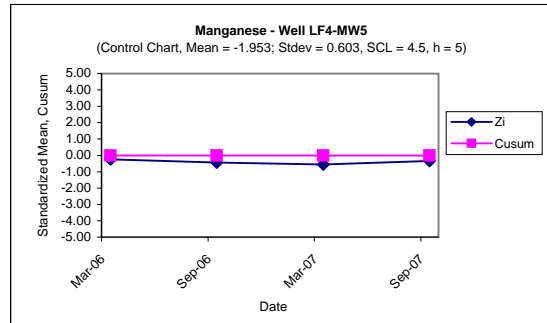
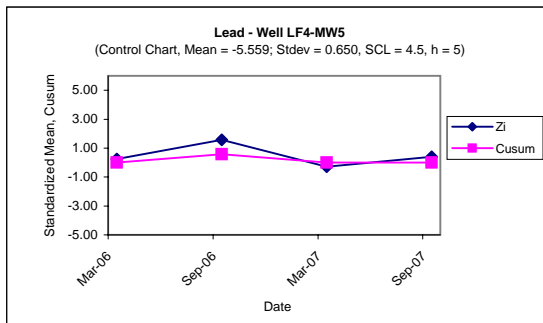
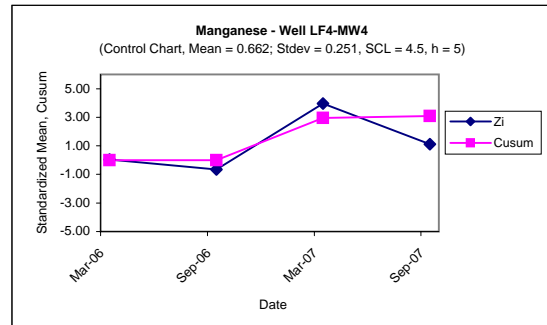
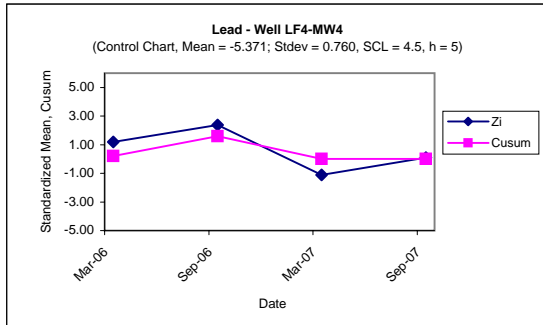
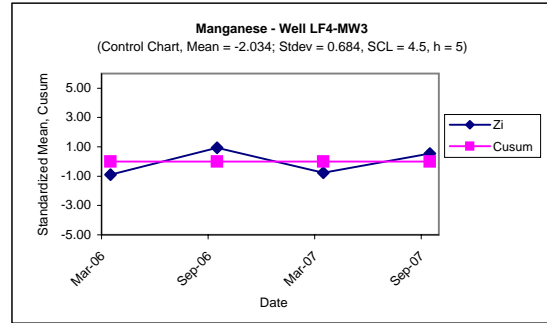
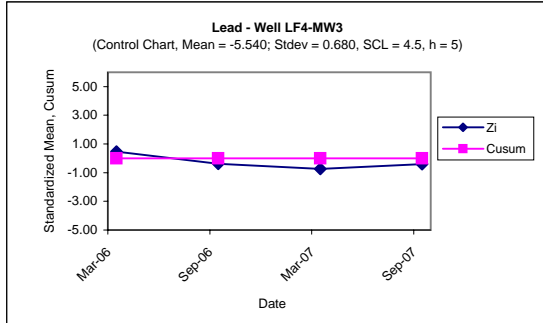
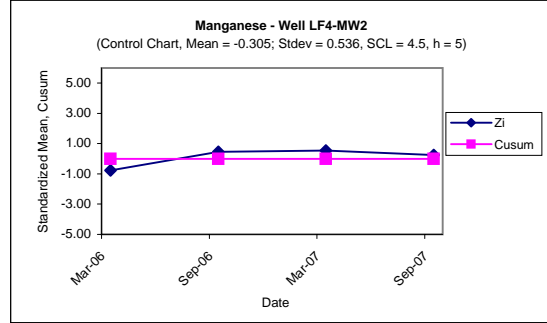
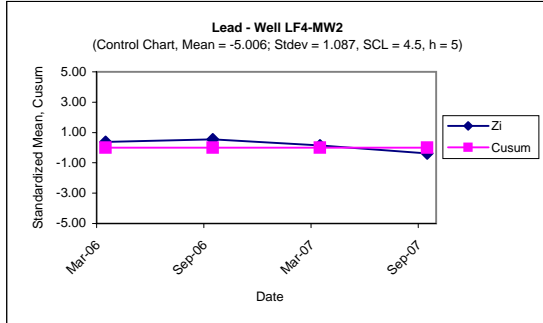
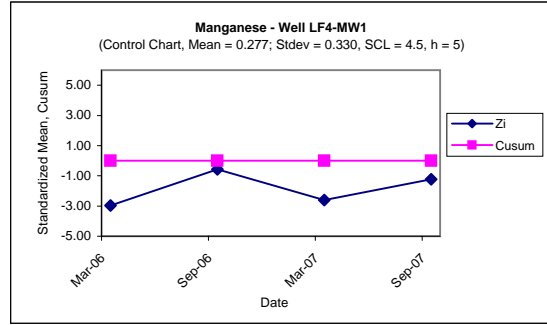
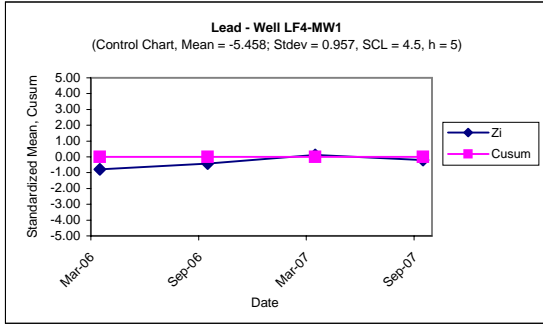
### Attachment 3 - Control Charts Landfill 4, Parcel 81(5), McClellan, Anniston, Alabama



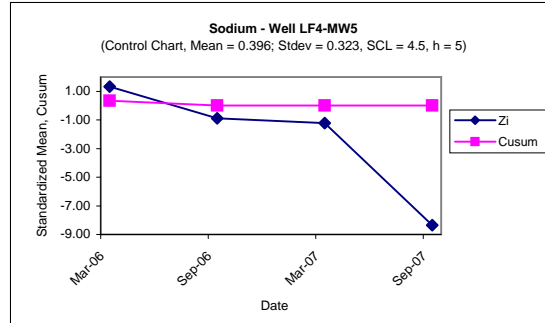
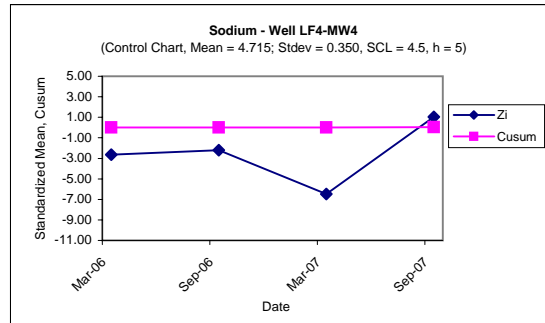
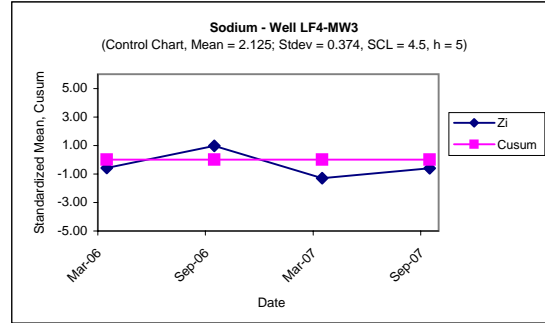
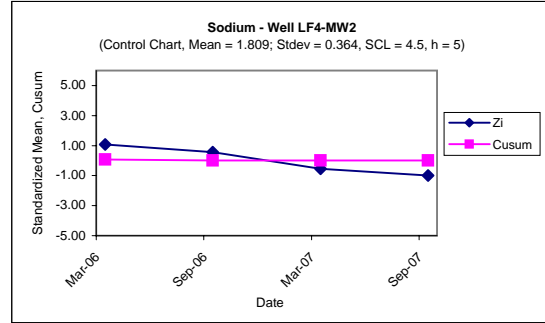
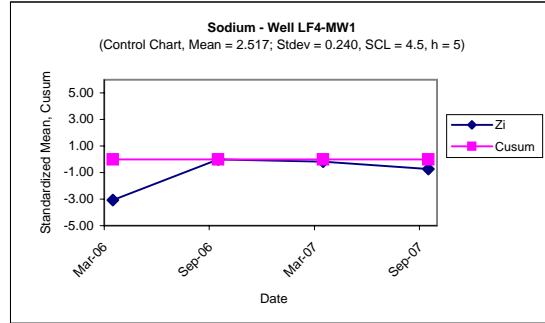
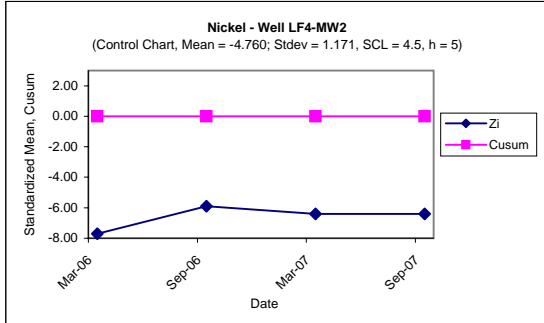
**Attachment 3 - Control Charts**  
**Landfill 4, Parcel 81(5), McClellan, Anniston, Alabama**



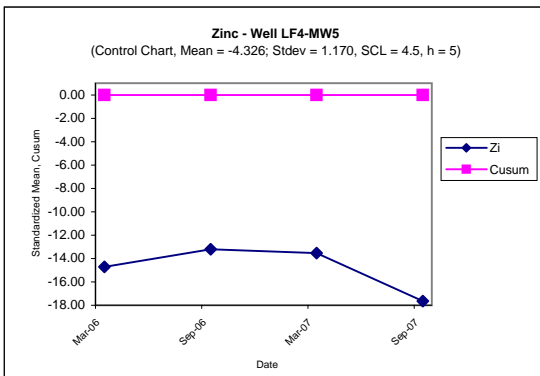
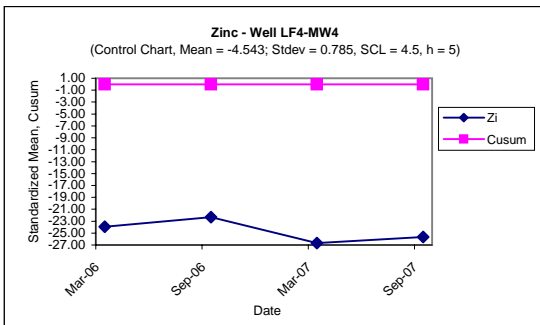
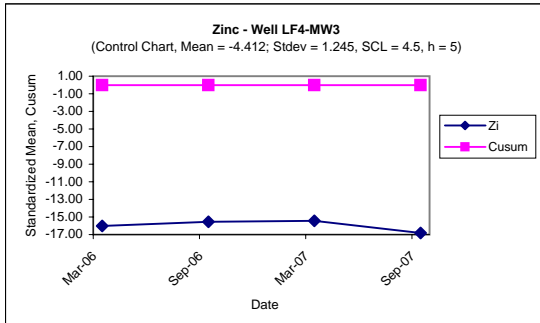
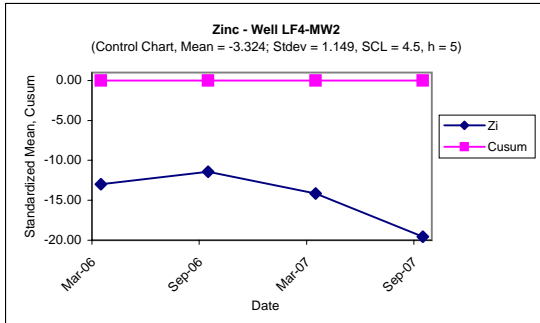
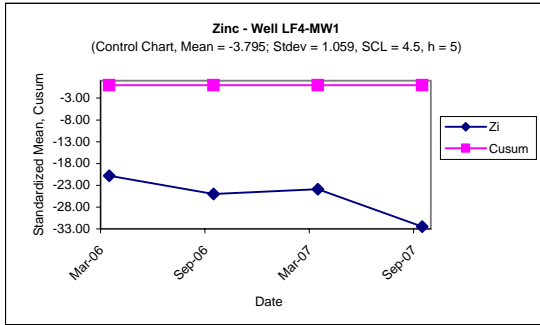
### Attachment 3 - Control Charts Landfill 4, Parcel 81(5), McClellan, Anniston, Alabama



**Attachment 3 - Control Charts**  
**Landfill 4, Parcel 81(5), McClellan, Anniston, Alabama**



### Attachment 3 - Control Charts Landfill 4, Parcel 81(5), McClellan, Anniston, Alabama



**ATTACHMENT 4**  
**Laboratory Analytical Results and Chain of Custody Forms**

**Attachment 4 - Summary of Analytical Results, September 2007 Sampling Event  
Landfill 4, McClellan, Anniston, Alabama**

Parameter Name	Units	LF4-MW1	LF4-MW2	LF4-MW3	LF4-MW4	LF4-MW4 (FD)	LF4-MW5
		9/24/2007	9/24/2007	9/25/2007	9/25/2007	9/25/2007	9/24/2007
<b>Total Metals</b>							
Aluminum	mg/L	0.0912 J	0.122 J	0.144 J	0.107 J	0.0941 J	0.225
Antimony	mg/L	< 0.1	< 0.1	< 0.1	< 0.1	< 0.1	< 0.1
Arsenic	mg/L	< 0.01	< 0.01	< 0.01	< 0.01	< 0.01	< 0.01
Barium	mg/L	0.0321	0.082	0.0597	0.209	0.208	0.0205
Beryllium	mg/L	< 0.01	< 0.01	< 0.01	< 0.01	< 0.01	< 0.01
Cadmium	mg/L	< 0.01	< 0.01	< 0.01	< 0.01	< 0.01	< 0.01
Calcium	mg/L	2.37	15.3	3.34	84.9	85	0.507 J
Chromium	mg/L	< 0.02	< 0.02	< 0.02	< 0.02	< 0.02	< 0.02
Cobalt	mg/L	0.00965 J	0.0127 J	0.00741 J	0.00434 J	0.00447 J	0.00425 J
Copper	mg/L	0.00672 J	0.00259 J	< 0.02	< 0.02	< 0.02	0.00214 J
Iron	mg/L	0.951 J	3.5	0.628 J	0.907 J	0.882 J	1.24
Lead	mg/L	0.00348 J	0.00445 J	< 0.01	0.005 J	0.0134	0.005 J
Magnesium	mg/L	0.908 J	6.04	1.82	51.7	51.9	0.652 J
Manganese	mg/L	0.882	0.845	0.191	2.57	2.57	0.115
Mercury	µg/L	< 0.4	< 0.4	< 0.4	< 0.4	< 0.4	< 0.4
Nickel	mg/L	0.0102 J	0.0108 J	0.00681 J	0.00516 J	0.0051 J	0.00321 J
Potassium	mg/L	2.36 J	0.741 J	1.05 J	0.334 J	0.327 J	0.551 J
Selenium	mg/L	< 0.01	< 0.01	< 0.01	< 0.01	< 0.01	< 0.01
Silver	mg/L	< 0.02	< 0.02	< 0.02	< 0.02	< 0.02	< 0.02
Sodium	mg/L	10.4	4.26	6.7	160	160	1 U^ (UB)
Thallium	mg/L	< 0.01	< 0.01	< 0.01	< 0.01	< 0.01	< 0.01
Vanadium	mg/L	< 0.01	< 0.01	< 0.01	< 0.01	< 0.01	< 0.01
Zinc	mg/L	0.1 U^ (UB)	0.1 U^ (UB)	0.0156 J	0.014 J	0.014 J	0.1 U^ (UB)
<b>Dissolved Metals</b>							
Aluminum	mg/L	< 0.2	< 0.2	< 0.2	< 0.2	< 0.2	< 0.2
Antimony	mg/L	< 0.1	< 0.1	< 0.1	< 0.1	< 0.1	< 0.1
Arsenic	mg/L	< 0.01	< 0.01	< 0.01	< 0.01	< 0.01	< 0.01
Barium	mg/L	0.025	0.0725	0.052	0.201	0.199	0.0139
Beryllium	mg/L	< 0.01	< 0.01	< 0.01	< 0.01	< 0.01	< 0.01
Cadmium	mg/L	< 0.01	< 0.01	< 0.01	< 0.01	< 0.01	< 0.01
Calcium	mg/L	2.59	14.8	3.29	80.9	81.4	0.696 J
Chromium	mg/L	< 0.02	< 0.02	< 0.02	< 0.02	< 0.02	< 0.02
Cobalt	mg/L	0.0084 J	0.0121 J	0.00682 J	0.00439 J	0.00439 J	0.00364 J
Copper	mg/L	0.00702 J	0.00209 J	0.00363 J	< 0.02	< 0.02	0.00318 J

**Attachment 4 - Summary of Analytical Results, September 2007 Sampling Event  
Landfill 4, McClellan, Anniston, Alabama**

Parameter Name	Units	LF4-MW1	LF4-MW2	LF4-MW3	LF4-MW4	LF4-MW4 (FD)	LF4-MW5
		9/24/2007	9/24/2007	9/25/2007	9/25/2007	9/25/2007	9/24/2007
Iron	mg/L	< 1	< 1	0.0594 J	0.41 J	0.336 J	0.0408 J
Lead	mg/L	< 0.01	< 0.01	< 0.01	< 0.01	< 0.01	< 0.01
Magnesium	mg/L	0.801 J	5.72	1.7	49.4	49.3	0.551 J
Manganese	mg/L	0.808	0.809	0.198	2.45	2.45	0.125
Mercury	µg/L	< 0.4	< 0.4	< 0.4	< 0.4	< 0.4	< 0.4
Nickel	mg/L	0.00986 J	0.011 J	0.00971 J	0.00597 J	0.00569 J	0.00422 J
Potassium	mg/L	2.2 J	0.701 J	0.994 J	0.342 J	0.391 J	0.522 J
Selenium	mg/L	< 0.01	< 0.01	< 0.01	< 0.01	< 0.01	< 0.01
Silver	mg/L	< 0.02	< 0.02	< 0.02	< 0.02	< 0.02	< 0.02
Sodium	mg/L	10.2	4.13	6.55	152	152	1 U^ (UB)
Thallium	mg/L	< 0.01	< 0.01	< 0.01	0.00508 J	< 0.01	< 0.01
Vanadium	mg/L	< 0.01	< 0.01	< 0.01	< 0.01	< 0.01	< 0.01
Zinc	mg/L	0.1 U^ (UB)	0.1 U^ (UB)	0.0363 J	0.0136 J	0.0131 J	0.1 U^ (UB)
<b>Volatile Organic Compounds</b>							
1,1,1,2-Tetrachloroethane	µg/L	< 1	< 1	< 1	< 1	< 1	< 1
1,1,1-Trichloroethane	µg/L	< 1	< 1	< 1	< 1	< 1	< 1
1,1,2,2-Tetrachloroethane	µg/L	< 1	< 1	< 1	< 1	< 1	< 1
1,1,2-Trichloro-1,2,2-Trifluoroethane	µg/L	< 1	< 1	< 1	< 1	< 1	< 1
1,1,2-Trichloroethane	µg/L	< 1	< 1	< 1	< 1	< 1	< 1
1,1-Dichloroethane	µg/L	< 1	< 1	< 1	< 1	< 1	< 1
1,1-Dichloroethene	µg/L	< 1	< 1	< 1	< 1	< 1	< 1
1,1-Dichloropropene	µg/L	< 1	< 1	< 1	< 1	< 1	< 1
1,2,3-Trichlorobenzene	µg/L	< 1	< 1	< 1	< 1	< 1	< 1
1,2,3-Trichloropropane	µg/L	< 1	< 1	< 1	< 1	< 1	< 1
1,2,4-Trichlorobenzene	µg/L	< 1	< 1	< 1	< 1	< 1	< 1
1,2,4-Trimethylbenzene	µg/L	< 1	< 1	< 1	< 1	< 1	< 1
1,2-Dibromo-3-Chloropropane	µg/L	< 2	< 2	< 2	< 2	< 2	< 2
1,2-Dibromoethane	µg/L	< 1	< 1	< 1	< 1	< 1	< 1
1,2-Dichlorobenzene	µg/L	< 1	< 1	< 1	< 1	< 1	< 1
1,2-Dichloroethane	µg/L	< 1	< 1	< 1	< 1	< 1	< 1
1,2-Dichloropropane	µg/L	< 1	< 1	< 1	< 1	< 1	< 1
1,3,5-Trimethylbenzene	µg/L	< 1	< 1	< 1	< 1	< 1	< 1
1,3-Dichlorobenzene	µg/L	< 1	< 1	< 1	< 1	< 1	< 1
1,3-Dichloropropane	µg/L	< 1	< 1	< 1	< 1	< 1	< 1
1,4-Dichlorobenzene	µg/L	< 1	< 1	< 1	0.7 J	0.69 J	< 1

**Attachment 4 - Summary of Analytical Results, September 2007 Sampling Event  
Landfill 4, McClellan, Anniston, Alabama**

Parameter Name	Units	LF4-MW1	LF4-MW2	LF4-MW3	LF4-MW4	LF4-MW4 (FD)	LF4-MW5
		9/24/2007	9/24/2007	9/25/2007	9/25/2007	9/25/2007	9/24/2007
2,2-Dichloropropane	µg/L	< 1 (UJC)	< 1 (UJC)	< 1 (UJC)	< 1	< 1	< 1 (UJC)
2-Butanone (MEK)	µg/L	< 10	< 10	< 10	< 10	< 10	< 10
2-Chlorotoluene	µg/L	< 1	< 1	< 1	< 1	< 1	< 1
2-Hexanone	µg/L	< 10	< 10	< 10	< 10	< 10	< 10
4-Chlorotoluene	µg/L	< 1	< 1	< 1	< 1	< 1	< 1
4-Methyl-2-Pentanone (MIBK)	µg/L	< 10	< 10	< 10	< 10	< 10	< 10
Acetone	µg/L	< 10	< 10	< 10	< 10	< 10	< 10
Acrylonitrile	µg/L	< 10	< 10	< 10	< 10	< 10	< 10
Benzene	µg/L	< 1	< 1	< 1	0.37 J	0.36 J	< 1
Bromobenzene	µg/L	< 1	< 1	< 1	< 1	< 1	< 1
Bromochloromethane	µg/L	< 1	< 1	< 1	< 1	< 1	< 1
Bromodichloromethane	µg/L	< 1	< 1	< 1	< 1	< 1	< 1
Bromoform	µg/L	< 1	< 1	< 1	< 1	< 1	< 1
Bromomethane	µg/L	< 2	< 2	< 2	< 2	< 2	< 2
Carbon Disulfide	µg/L	< 1	< 1	< 1	2.8	0.21 J	< 1
Carbon Tetrachloride	µg/L	< 1	< 1	< 1	< 1	< 1	< 1
Chlorobenzene	µg/L	< 1	< 1	< 1	13	11	< 1
Chloroethane	µg/L	< 2	< 2	< 2	0.25 J	0.23 J	< 2
Chloroform	µg/L	< 1	< 1	< 1	< 1	< 1	< 1
Chloromethane	µg/L	< 2	< 2	< 2	< 2	< 2	< 2
Cis-1,2-Dichloroethene	µg/L	< 1	< 1	< 1	< 1	< 1	< 1
Cis-1,3-Dichloropropene	µg/L	< 1	< 1	< 1	< 1	< 1	< 1
Dibromochloromethane	µg/L	< 1	< 1	< 1	< 1	< 1	< 1
Dibromomethane	µg/L	< 1	< 1	< 1	< 1	< 1	< 1
Dichlorodifluoromethane	µg/L	< 2	< 2	< 2	< 2	< 2	< 2
Ethylbenzene	µg/L	< 1	< 1	< 1	< 1	< 1	< 1
Hexachlorobutadiene	µg/L	< 1	< 1	< 1	< 1	< 1	< 1
Iodomethane	µg/L	< 2	< 2	< 2	< 2	< 2	< 2
Isopropyl Benzene	µg/L	< 1	< 1	< 1	< 1	< 1	< 1
Methylene Chloride	µg/L	< 2	< 2	< 2	< 2	< 2	< 2
MTBE	µg/L	< 1	< 1	< 1	< 1	< 1	< 1
Naphthalene	µg/L	< 2	< 2	< 2	< 2	< 2	< 2
N-Butylbenzene	µg/L	< 1	< 1	< 1	< 1	< 1	< 1
N-Propylbenzene	µg/L	< 1	< 1	< 1	< 1	< 1	< 1
P-Isopropyltoluene	µg/L	< 1	< 1	< 1	< 1	< 1	< 1

**Attachment 4 - Summary of Analytical Results, September 2007 Sampling Event  
Landfill 4, McClellan, Anniston, Alabama**

Parameter Name	Units	LF4-MW1	LF4-MW2	LF4-MW3	LF4-MW4	LF4-MW4 (FD)	LF4-MW5
		9/24/2007	9/24/2007	9/25/2007	9/25/2007	9/25/2007	9/24/2007
Sec-Butylbenzene	µg/L	< 1	< 1	< 1	< 1	< 1	< 1
Styrene	µg/L	< 1	< 1	< 1	< 1	< 1	< 1
Tert-Butylbenzene	µg/L	< 1	< 1	< 1	< 1	< 1	< 1
Tetrachloroethylene	µg/L	< 1	< 1	< 1	< 1	< 1	< 1
Toluene	µg/L	< 1	< 1	< 1	< 1	< 1	< 1
Trans-1,2-Dichloroethene	µg/L	< 1	< 1	< 1	< 1	< 1	< 1
Trans-1,3-Dichloropropene	µg/L	< 1	< 1	< 1	< 1	< 1	< 1
Trans-1,4-Dichloro-2-Butene	µg/L	< 2	< 2	< 2	< 2	< 2	< 2
Trichloroethene	µg/L	< 1	< 1	< 1	< 1	< 1	< 1
Trichlorofluoromethane	µg/L	< 1	< 1	< 1	< 1	< 1	< 1
Vinyl Acetate	µg/L	< 2	< 2	< 2	< 2	< 2	< 2
Vinyl Chloride	µg/L	< 1	< 1	< 1	< 1	< 1	< 1
Xylenes (Total)	µg/L	< 3	< 3	< 3	< 3	< 3	< 3
<b>Semivolatile Organic Compounds</b>							
1,2,4-Trichlorobenzene	µg/L	< 9.4	< 9.4	< 9.4	< 9.5	< 9.5	< 9.4
1,2-Dichlorobenzene	µg/L	< 9.4	< 9.4	< 9.4	< 9.5	< 9.5	< 9.4
1,3-Dichlorobenzene	µg/L	< 9.4	< 9.4	< 9.4	< 9.5	< 9.5	< 9.4
1,4-Dichlorobenzene	µg/L	< 9.4	< 9.4	< 9.4	< 9.5	< 9.5	< 9.4
2,4,5-Trichlorophenol	µg/L	< 9.4	< 9.4	< 9.4	< 9.5	< 9.5	< 9.4
2,4,6-Trichlorophenol	µg/L	< 9.4	< 9.4	< 9.4	< 9.5	< 9.5	< 9.4
2,4-Dichlorophenol	µg/L	< 9.4	< 9.4	< 9.4	< 9.5	< 9.5	< 9.4
2,4-Dimethylphenol	µg/L	< 9.4	< 9.4	< 9.4	< 9.5	< 9.5	< 9.4
2,4-Dinitrophenol	µg/L	< 19	< 19	< 19	< 19	< 19	< 19
2,4-Dinitrotoluene	µg/L	< 19	< 19	< 19	< 19	< 19	< 19
2,6-Dinitrotoluene	µg/L	< 19	< 19	< 19	< 19	< 19	< 19
2-Chloronaphthalene	µg/L	< 9.4	< 9.4	< 9.4	< 9.5	< 9.5	< 9.4
2-Chlorophenol	µg/L	< 9.4	< 9.4	< 9.4	< 9.5	< 9.5	< 9.4
2-Methylnaphthalene	µg/L	< 9.4	< 9.4	< 9.4	< 9.5	< 9.5	< 9.4
2-Methylphenol (O-Cresol)	µg/L	< 9.4	< 9.4	< 9.4	< 9.5	< 9.5	< 9.4
2-Nitroaniline	µg/L	< 19	< 19	< 19	< 19	< 19	< 19
2-Nitrophenol	µg/L	< 9.4	< 9.4	< 9.4	< 9.5	< 9.5	< 9.4
3,3'-Dichlorobenzidine	µg/L	< 9.4	< 9.4	< 9.4	< 9.5	< 9.5	< 9.4
3-Nitroaniline	µg/L	< 9.4	< 9.4	< 9.4	< 9.5	< 9.5	< 9.4
4,6-Dinitro-2-Methylphenol	µg/L	< 19	< 19	< 19	< 19	< 19	< 19
4-Bromophenyl Phenyl Ether	µg/L	< 19	< 19	< 19	< 19	< 19	< 19

**Attachment 4 - Summary of Analytical Results, September 2007 Sampling Event  
Landfill 4, McClellan, Anniston, Alabama**

Parameter Name	Units	LF4-MW1	LF4-MW2	LF4-MW3	LF4-MW4	LF4-MW4 (FD)	LF4-MW5
		9/24/2007	9/24/2007	9/25/2007	9/25/2007	9/25/2007	9/24/2007
4-Chloro-3-Methylphenol	µg/L	< 9.4	< 9.4	< 9.4	< 9.5	< 9.5	< 9.4
4-Chloroaniline	µg/L	< 9.4	< 9.4	< 9.4	< 9.5	< 9.5	< 9.4
4-Chlorophenyl Phenyl Ether	µg/L	< 9.4	< 9.4	< 9.4	< 9.5	< 9.5	< 9.4
4-Methylphenol (P-Cresol)	µg/L	< 9.4	< 9.4	< 9.4	< 9.5	< 9.5	< 9.4
4-Nitroaniline	µg/L	< 9.4	< 9.4	< 9.4	< 9.5	< 9.5	< 9.4
4-Nitrophenol	µg/L	< 19	< 19	< 19	< 19	< 19	< 19
Acenaphthene	µg/L	< 9.4	< 9.4	< 9.4	< 9.5	< 9.5	< 9.4
Acenaphthylene	µg/L	< 9.4	< 9.4	< 9.4	< 9.5	< 9.5	< 9.4
Anthracene	µg/L	< 9.4	< 9.4	< 9.4	< 9.5	< 9.5	< 9.4
Benzo(A)Anthracene	µg/L	< 9.4	< 9.4	< 9.4	< 9.5	< 9.5	< 9.4
Benzo(A)Pyrene	µg/L	< 9.4	< 9.4	< 9.4	< 9.5	< 9.5	< 9.4
Benzo(B)Fluoranthene	µg/L	< 9.4	< 9.4	< 9.4	< 9.5	< 9.5	< 9.4
Benzo(G,H,I)Perylene	µg/L	< 9.4	< 9.4	< 9.4	< 9.5	< 9.5	< 9.4
Benzo(K)Fluoranthene	µg/L	< 9.4	< 9.4	< 9.4	< 9.5	< 9.5	< 9.4
Benzyl Alcohol	µg/L	< 9.4	< 9.4	< 9.4	< 9.5	< 9.5	< 9.4
Bis(2-Chloroethoxy)Methane	µg/L	< 9.4	< 9.4	< 9.4	< 9.5	< 9.5	< 9.4
Bis(2-Chloroethyl)Ether	µg/L	< 9.4	< 9.4	< 9.4	< 9.5	< 9.5	< 9.4
Bis(2-Ethylhexyl)Phthalate	µg/L	< 19	< 19	< 19	< 19	< 19	< 19
Butylbenzylphthalate	µg/L	< 9.4	< 9.4	< 9.4	< 9.5	< 9.5	< 9.4
Carbazole	µg/L	< 9.4	< 9.4	< 9.4	< 9.5	< 9.5	< 9.4
Chrysene	µg/L	< 9.4	< 9.4	< 9.4	< 9.5	< 9.5	< 9.4
Dibenz(A,H)Anthracene	µg/L	< 9.4	< 9.4	< 9.4	< 9.5	< 9.5	< 9.4
Dibenzofuran	µg/L	< 9.4	< 9.4	< 9.4	< 9.5	< 9.5	< 9.4
Diethylphthalate	µg/L	< 19	< 19	< 19	< 19	< 19	< 19
Dimethylphthalate	µg/L	< 19	< 19	< 19	< 19	< 19	< 19
Di-N-Butyl Phthalate	µg/L	< 9.4	< 9.4	< 9.4	< 9.5	< 9.5	< 9.4
Di-N-Octylphthalate	µg/L	< 9.4	< 9.4	< 9.4	< 9.5	< 9.5	< 9.4
Fluoranthene	µg/L	< 9.4	< 9.4	< 9.4	< 9.5	< 9.5	< 9.4
Fluorene	µg/L	< 9.4	< 9.4	< 9.4	< 9.5	< 9.5	< 9.4
Hexachlorobenzene	µg/L	< 19	< 19	< 19	< 19	< 19	< 19
Hexachlorobutadiene	µg/L	< 9.4	< 9.4	< 9.4	< 9.5	< 9.5	< 9.4
Hexachlorocyclopentadiene	µg/L	< 9.4	< 9.4	< 9.4	< 9.5	< 9.5	< 9.4
Hexachloroethane	µg/L	< 9.4	< 9.4	< 9.4	< 9.5	< 9.5	< 9.4
Indeno(1,2,3-CD)Pyrene	µg/L	< 9.4	< 9.4	< 9.4	< 9.5	< 9.5	< 9.4
Isophorone	µg/L	< 9.4	< 9.4	< 9.4	< 9.5	< 9.5	< 9.4

**Attachment 4 - Summary of Analytical Results, September 2007 Sampling Event  
Landfill 4, McClellan, Anniston, Alabama**

Parameter Name	Units	LF4-MW1	LF4-MW2	LF4-MW3	LF4-MW4	LF4-MW4 (FD)	LF4-MW5
		9/24/2007	9/24/2007	9/25/2007	9/25/2007	9/25/2007	9/24/2007
Naphthalene	µg/L	< 9.4	< 9.4	< 9.4	< 9.5	< 9.5	< 9.4
Nitrobenzene	µg/L	< 9.4	< 9.4	< 9.4	< 9.5	< 9.5	< 9.4
N-Nitrosodi-N-Propylamine	µg/L	< 9.4	< 9.4	< 9.4	< 9.5	< 9.5	< 9.4
N-Nitrosodiphenylamine	µg/L	< 9.4	< 9.4	< 9.4	< 9.5	< 9.5	< 9.4
Pentachlorophenol	µg/L	< 19	< 19	< 19	< 19	< 19	< 19
Phenanthrene	µg/L	< 19	< 19	< 19	< 19	< 19	< 19
Phenol	µg/L	< 9.4	< 9.4	< 9.4	< 9.5	< 9.5	< 9.4
Pyrene	µg/L	< 9.4	< 9.4	< 9.4	< 9.5	< 9.5	< 9.4

**Notes:**

FD = Field duplicate

mg/L = milligrams per liter

µg/L = micrograms per liter

< = The result was not detected at the concentration shown.

**Lab Flags:**

J = Estimated value. The analyte is positively identified and the concentration is less than the reporting limit (RL) but greater than the method detection limit (MDL).

U = Analyte is not detected above the reporting limit.

^ = Lab flag updated by MES data reviewer.

Validation codes consist of a validation qualifier and sub-qualifier(s) and are delineated with parenthesis.

**Validation Qualifiers:**

U = Result was qualified as not detected at the RL or reported sample quantitation limit.

UJ = Analyte was analyzed for, but was not detected. The reported quantitation limit is estimated.

**Validation Sub-qualifiers:**

B = Result was qualified based on method blank or continuing calibration blank contamination.

C = Continuing calibration was outside method-specific control limits.

SW 5030B/8260B  
VOLATILE ORGANICS BY GC/MS

```

=====
Client   : MATRIX ENVIRONMENTAL SERVICES   Date Collected: 09/24/07
Project  : MCCLELLAN, AL                 Date Received: 09/25/07
Batch No.: 071201                        Date Extracted: 09/28/07 20:58
Sample ID: LF4-MW1                       Date Analyzed: 09/28/07 20:58
Lab Samp ID: I201-02                     Dilution Factor: 1
Lab File ID: RIV302                      Matrix: WATER
Ext Btch ID: V001128                    % Moisture: NA
Calib. Ref.: RIV148                     Instrument ID: T-001
=====
  
```

PARAMETERS	RESULTS (ug/L)	RL (ug/L)	MDL (ug/L)
1,1,1-TRICHLOROETHANE	ND	1.0	0.20
1,1,2,2-TETRACHLOROETHANE	ND	1.0	0.20
1,1,2-TRICHLOROETHANE	ND	1.0	0.20
1,1-DICHLOROETHANE	ND	1.0	0.20
1,1-DICHLOROETHENE	ND	1.0	0.20
1,1-DICHLOROPROPENE	ND	1.0	0.20
1,2,3-TRICHLOROBENZENE	ND	1.0	0.20
1,2,3-TRICHLOROPROPANE	ND	1.0	0.20
1,2,4-TRICHLOROBENZENE	ND	1.0	0.20
1,2,4-TRIMETHYLBENZENE	ND	1.0	0.20
1,2-DIBROMO-3-CHLOROPROPANE	ND	2.0	0.50
1,2-DICHLOROBENZENE	ND	1.0	0.20
1,2-DICHLOROETHANE	ND	1.0	0.20
1,2-DICHLOROPROPANE	ND	1.0	0.20
1,2-DIBROMOETHANE	ND	1.0	0.20
1,3,5-TRIMETHYLBENZENE	ND	1.0	0.20
1,3-DICHLOROBENZENE	ND	1.0	0.20
1,3-DICHLOROPROPANE	ND	1.0	0.20
1,4-DICHLOROBENZENE	ND	1.0	0.20
2,2-DICHLOROPROPANE	ND	1.0	0.20
2-CHLOROTOLUENE	ND	1.0	0.20
4-CHLOROTOLUENE	ND	1.0	0.20
BENZENE	ND	1.0	0.20
BROMOBENZENE	ND	1.0	0.20
BROMOCHLOROMETHANE	ND	1.0	0.20
BROMODICHLOROMETHANE	ND	1.0	0.20
BROMOFORM	ND	1.0	0.30
BROMOMETHANE	ND	2.0	0.20
CARBON TETRACHLORIDE	ND	1.0	0.20
CHLOROBENZENE	ND	1.0	0.20
CHLOROETHANE	ND	2.0	0.20
CHLOROFORM	ND	1.0	0.20
CHLOROMETHANE	ND	2.0	0.20
CIS-1,2-DICHLOROETHENE	ND	1.0	0.20
CIS-1,3-DICHLOROPROPENE	ND	1.0	0.20
DIBROMOCHLOROMETHANE	ND	1.0	0.20
DIBROMOMETHANE	ND	1.0	0.20
DICHLORODIFLUOROMETHANE	ND	2.0	0.20
ETHYLBENZENE	ND	1.0	0.20
HEXACHLOROBUTADIENE	ND	1.0	0.20
ISOPROPYL BENZENE	ND	1.0	0.20
TOTAL XYLENES	ND	3.0	0.50
METHYLENE CHLORIDE	ND	2.0	0.50
N-BUTYLBENZENE	ND	1.0	0.20
N-PROPYLBENZENE	ND	1.0	0.20
NAPHTHALENE	ND	2.0	0.50
P-ISOPROPYLTOLUENE	ND	1.0	0.20
SEC-BUTYLBENZENE	ND	1.0	0.20
STYRENE	ND	1.0	0.20
TERT-BUTYLBENZENE	ND	1.0	0.20
TETRACHLOROETHENE	ND	1.0	0.20
TOLUENE	ND	1.0	0.20
TRANS-1,2-DICHLOROETHENE	ND	1.0	0.20
TRANS-1,3-DICHLOROPROPENE	ND	1.0	0.20
TRICHLOROETHENE	ND	1.0	0.20
TRICHLOROFLUOROMETHANE	ND	1.0	0.20
VINYL CHLORIDE	ND	1.0	0.20
ACETONE	ND	10	5.0
2-BUTANONE (MEK)	ND	10	5.0
MTBE	ND	1.0	0.20
2-HEXANONE	ND	10	5.0
4-METHYL-2-PENTANONE (MIBK)	ND	10	5.0
CARBON DISULFIDE	ND	1.0	0.20
VINYL ACETATE	ND	2.0	0.50
1,1,2-TRICHLORO-1,2,2-TRIFLUOROETHANE	ND	1.0	0.20
1,1,1,2-TETRACHLOROETHANE	ND	1.0	0.20
TRANS-1,4-DICHLORO-2-BUTENE	ND	2.0	0.50
ACRYLONITRILE	ND	10	5.0
IODOMETHANE	ND	2.0	0.50

SURROGATE PARAMETERS	% RECOVERY	QC LIMIT
1,2-DICHLOROETHANE-D4	105	63-132
TOLUENE-D8	99	75-122
4-BROMOFLUOROBENZENE	103	73-129

RL: Reporting Limit

*Sr 11/8/07*  
*JMC*

SW 5030B/8260B  
VOLATILE ORGANICS BY GC/MS

```

=====
Client      : MATRIX ENVIRONMENTAL SERVICES   Date Collected: 09/24/07
Project     : MCCLELLAN, AL                 Date Received: 09/25/07
Batch No.   : 071201                        Date Extracted: 09/28/07 21:36
Sample ID   : LF4-MW2                       Date Analyzed: 09/28/07 21:36
Lab Samp ID: I201-03                        Dilution Factor: 1
Lab File ID: RIV303                          Matrix          : WATER
Ext Btch ID: V001128                         % Moisture     : NA
Calib. Ref.: RIV148                          Instrument ID   : I-001
=====
  
```

PARAMETERS	RESULTS (ug/L)	RL (ug/L)	MDL (ug/L)
1,1,1-TRICHLOROETHANE	ND	1.0	0.20
1,1,2,2-TETRACHLOROETHANE	ND	1.0	0.20
1,1,2-TRICHLOROETHANE	ND	1.0	0.20
1,1-DICHLOROETHANE	ND	1.0	0.20
1,1-DICHLOROETHENE	ND	1.0	0.20
1,1-DICHLOROPROPENE	ND	1.0	0.20
1,2,3-TRICHLOROBENZENE	ND	1.0	0.20
1,2,3-TRICHLOROPROPANE	ND	1.0	0.20
1,2,3,4-TRICHLOROBENZENE	ND	1.0	0.20
1,2,3,4-TRIMETHYLBENZENE	ND	1.0	0.20
1,2-DIBROMO-3-CHLOROPROPANE	ND	2.0	0.50
1,2-DICHLOROBENZENE	ND	1.0	0.20
1,2-DICHLOROETHANE	ND	1.0	0.20
1,2-DICHLOROPROPANE	ND	1.0	0.20
1,2-DIBROMOETHANE	ND	1.0	0.20
1,2,4-TRIMETHYLBENZENE	ND	1.0	0.20
1,2,4-DICHLOROBENZENE	ND	1.0	0.20
1,2,4-DICHLOROPROPANE	ND	1.0	0.20
1,2,4-DICHLOROBENZENE	ND	1.0	0.20
2,2-DICHLOROPROPANE	ND	1.0	0.20
2-CHLOROTOLUENE	ND	1.0	0.20
4-CHLOROTOLUENE	ND	1.0	0.20
BENZENE	ND	1.0	0.20
BROMOBENZENE	ND	1.0	0.20
BROMOCHLOROMETHANE	ND	1.0	0.20
BROMODICHLOROMETHANE	ND	1.0	0.20
BROMOFORM	ND	1.0	0.30
BROMOMETHANE	ND	2.0	0.20
CARBON TETRACHLORIDE	ND	1.0	0.20
CHLOROBENZENE	ND	1.0	0.20
CHLOROETHANE	ND	2.0	0.20
CHLOROFORM	ND	1.0	0.20
CHLOROMETHANE	ND	2.0	0.20
CIS-1,2-DICHLOROETHENE	ND	1.0	0.20
CIS-1,3-DICHLOROPROPENE	ND	1.0	0.20
DIBROMOCHLOROMETHANE	ND	1.0	0.20
DIBROMOMETHANE	ND	1.0	0.20
DICHLORODIFLUOROMETHANE	ND	2.0	0.20
ETHYLBENZENE	ND	1.0	0.20
HEXACHLOROBUTADIENE	ND	1.0	0.20
ISOPROPYL BENZENE	ND	1.0	0.20
TOTAL XYLENES	ND	3.0	0.50
METHYLENE CHLORIDE	ND	2.0	0.50
N-BUTYLBENZENE	ND	1.0	0.20
N-PROPYLBENZENE	ND	1.0	0.20
NAPHTHALENE	ND	2.0	0.50
P-ISOPROPYL TOLUENE	ND	1.0	0.20
SEC-BUTYLBENZENE	ND	1.0	0.20
STYRENE	ND	1.0	0.20
TERT-BUTYLBENZENE	ND	1.0	0.20
TETRACHLOROETHENE	ND	1.0	0.20
TOLUENE	ND	1.0	0.20
TRANS-1,2-DICHLOROETHENE	ND	1.0	0.20
TRANS-1,3-DICHLOROPROPENE	ND	1.0	0.20
TRICHLOROETHENE	ND	1.0	0.20
TRICHLOROFLUOROMETHANE	ND	1.0	0.20
VINYL CHLORIDE	ND	1.0	0.20
ACETONE	ND	10	5.0
2-BUTANONE(MEK)	ND	10	5.0
MTBE	ND	1.0	0.20
2-HEXANONE	ND	10	5.0
4-METHYL-2-PENTANONE(MIBK)	ND	10	5.0
CARBON DISULFIDE	ND	1.0	0.20
VINYL ACETATE	ND	2.0	0.50
1,1,2-TRICHLORO-1,2,2-TRIFLUOROETHANE	ND	1.0	0.20
1,1,1,2-TETRACHLOROETHANE	ND	1.0	0.20
TRANS-1,4-DICHLORO-2-BUTENE	ND	2.0	0.50
ACRYLONITRILE	ND	10	5.0
IODOMETHANE	ND	2.0	0.50
SURROGATE PARAMETERS	% RECOVERY	QC LIMIT	
1,2-DICHLOROETHANE-D4	103	63-132	
TOLUENE-D8	99	75-122	
4-BROMOFLUOROBENZENE	108	73-129	

RL: Reporting Limit



WJC

SR 11/8/07  
JW

SW 5030B/8260B  
VOLATILE ORGANICS BY GC/MS

```

=====
Client      : MATRIX ENVIRONMENTAL SERVICES   Date Collected: 09/24/07
Project     : MCCLELLAN, AL                 Date Received: 09/25/07
Batch No.   : 071201                        Date Extracted: 09/28/07 22:14
Sample ID   : LF4-MW5                       Date Analyzed: 09/28/07 22:14
Lab Samp ID: I201-04                        Dilution Factor: 1
Lab File ID: RIV304                         Matrix          : WATER
Ext Btch ID: V001I28                       % Moisture     : NA
Calib. Ref.: RIV148                         Instrument ID   : T-001
=====
  
```

PARAMETERS	RESULTS (ug/L)	RL (ug/L)	MDL (ug/L)
1,1,1-TRICHLOROETHANE	ND	1.0	0.20
1,1,2,2-TETRACHLOROETHANE	ND	1.0	0.20
1,1,2-TRICHLOROETHANE	ND	1.0	0.20
1,1-DICHLOROETHANE	ND	1.0	0.20
1,1-DICHLOROETHENE	ND	1.0	0.20
1,1-DICHLOROPROPENE	ND	1.0	0.20
1,2,3-TRICHLOROBENZENE	ND	1.0	0.20
1,2,3-TRICHLOROPROPANE	ND	1.0	0.20
1,2,4-TRICHLOROBENZENE	ND	1.0	0.20
1,2,4-TRIMETHYLBENZENE	ND	1.0	0.20
1,2-DIBROMO-3-CHLOROPROPANE	ND	2.0	0.50
1,2-DICHLOROBENZENE	ND	1.0	0.20
1,2-DICHLOROETHANE	ND	1.0	0.20
1,2-DICHLOROPROPANE	ND	1.0	0.20
1,2-DIBROMOETHANE	ND	1.0	0.20
1,3,5-TRIMETHYLBENZENE	ND	1.0	0.20
1,3-DICHLOROBENZENE	ND	1.0	0.20
1,3-DICHLOROPROPANE	ND	1.0	0.20
1,4-DICHLOROBENZENE	ND	1.0	0.20
2,2-DICHLOROPROPANE	ND	1.0	0.20
2-CHLOROTOLUENE	ND	1.0	0.20
4-CHLOROTOLUENE	ND	1.0	0.20
BENZENE	ND	1.0	0.20
BROMOBENZENE	ND	1.0	0.20
BROMOCHLOROMETHANE	ND	1.0	0.20
BROMODICHLOROMETHANE	ND	1.0	0.20
BROMOFORM	ND	1.0	0.30
BROMOMETHANE	ND	2.0	0.20
CARBON TETRACHLORIDE	ND	1.0	0.20
CHLOROBENZENE	ND	1.0	0.20
CHLOROETHANE	ND	2.0	0.20
CHLOROFORM	ND	1.0	0.20
CHLOROMETHANE	ND	2.0	0.20
CIS-1,2-DICHLOROETHENE	ND	1.0	0.20
CIS-1,3-DICHLOROPROPENE	ND	1.0	0.20
DIBROMOCHLOROMETHANE	ND	1.0	0.20
DIBROMOMETHANE	ND	1.0	0.20
DICHLORODIFLUOROMETHANE	ND	2.0	0.20
ETHYLBENZENE	ND	1.0	0.20
HEXACHLOROBUTADIENE	ND	1.0	0.20
ISOPROPYL BENZENE	ND	1.0	0.20
TOTAL XYLENES	ND	3.0	0.50
METHYLENE CHLORIDE	ND	2.0	0.50
N-BUTYLBENZENE	ND	1.0	0.20
N-PROPYLBENZENE	ND	1.0	0.20
NAPHTHALENE	ND	2.0	0.50
P-ISOPROPYLTOLUENE	ND	1.0	0.20
SEC-BUTYLBENZENE	ND	1.0	0.20
STYRENE	ND	1.0	0.20
TERT-BUTYLBENZENE	ND	1.0	0.20
TETRACHLOROETHENE	ND	1.0	0.20
TOLUENE	ND	1.0	0.20
TRANS-1,2-DICHLOROETHENE	ND	1.0	0.20
TRANS-1,3-DICHLOROPROPENE	ND	1.0	0.20
TRICHLOROETHENE	ND	1.0	0.20
TRICHLOROFUOROMETHANE	ND	1.0	0.20
VINYL CHLORIDE	ND	1.0	0.20
ACETONE	ND	10	5.0
2-BUTANONE (MEK)	ND	10	5.0
MTBE	ND	1.0	0.20
2-HEXANONE	ND	10	5.0
4-METHYL-2-PENTANONE (MIBK)	ND	10	5.0
CARBON DISULFIDE	ND	1.0	0.20
VINYL ACETATE	ND	2.0	0.50
1,1,2-TRICHLORO-1,2,2-TRIFLUOROETHANE	ND	1.0	0.20
1,1,1,2-TETRACHLOROETHANE	ND	1.0	0.20
TRANS-1,4-DICHLORO-2-BUTENE	ND	2.0	0.50
ACRYLONITRILE	ND	10	5.0
IODOMETHANE	ND	2.0	0.50
-----			
SURROGATE PARAMETERS	% RECOVERY	QC LIMIT	
1,2-DICHLOROETHANE-D4	104	63-132	
TOLUENE-D8	100	75-122	
4-BROMOFLUOROBENZENE	105	73-129	

RL: Reporting Limit

*SK 11/8/07  
JW*

SW 3520C/8270C  
SEMI VOLATILE ORGANICS BY GC/MS

```

=====
Client   : MATRIX ENVIRONMENTAL SERVICES   Date Collected: 09/24/07
Project  : MCCLELLAN, AL                  Date Received: 09/25/07
Batch No.: 07I201                         Date Extracted: 09/27/07 16:00
Sample ID: LF4-MW1                        Date Analyzed: 10/10/07 16:30
Lab Samp ID: I201-02                      Dilution Factor: .94
Lab File ID: RJK308                       Matrix : WATER
Ext Btch ID: SVJ038W                      % Moisture : NA
Calib. Ref.: RIK053                       Instrument ID : T-052
=====
  
```

PARAMETERS	RESULTS (ug/L)	RL (ug/L)	MDL (ug/L)
1,2,4-TRICHLOROBENZENE	ND	9.4	4.7
1,2-DICHLOROBENZENE	ND	9.4	4.7
1,3-DICHLOROBENZENE	ND	9.4	4.7
1,4-DICHLOROBENZENE	ND	9.4	4.7
2,4,5-TRICHLOROPHENOL	ND	9.4	4.7
2,4,6-TRICHLOROPHENOL	ND	9.4	4.7
2,4-DICHLOROPHENOL	ND	9.4	4.7
2,4-DIMETHYLPHENOL	ND	9.4	4.7
2,4-DINITROPHENOL	ND	19	9.4
2,4-DINITROTOLUENE	ND	19	4.7
2,6-DINITROTOLUENE	ND	19	9.4
2-CHLORONAPHTHALENE	ND	9.4	4.7
2-CHLOROPHENOL	ND	9.4	4.7
2-METHYLNAPHTHALENE	ND	9.4	4.7
2-METHYLPHENOL	ND	9.4	4.7
2-NITROANILINE	ND	19	5.6
2-NITROPHENOL	ND	9.4	4.7
3,3'-DICHLOROBENZIDINE	ND	9.4	4.7
3-NITROANILINE	ND	9.4	4.7
4,6-DINITRO-2-METHYLPHENOL	ND	19	9.4
4-BROMOPHENYL-PHENYLETHER	ND	19	6.6
4-CHLORO-3-METHYLPHENOL	ND	9.4	4.7
4-CHLOROANILINE	ND	9.4	4.7
4-CHLOROPHENYL-PHENYLETHER	ND	9.4	4.7
4-METHYLPHENOL (1)	ND	9.4	4.7
4-NITROANILINE	ND	9.4	4.7
4-NITROPHENOL	ND	19	4.7
ACENAPHTHENE	ND	9.4	4.7
ACENAPHTHYLENE	ND	9.4	4.7
ANTHRACENE	ND	9.4	4.7
BENZO(A)ANTHRACENE	ND	9.4	4.7
BENZO(A)PYRENE	ND	9.4	4.7
BENZO(B)FLUORANTHENE	ND	9.4	4.7
BENZO(K)FLUORANTHENE	ND	9.4	4.7
BENZO(G,H,I)PERYLENE	ND	9.4	4.7
BIS(2-CHLOROETHOXY)-METHANE	ND	9.4	4.7
BIS(2-CHLOROETHYL)ETHER	ND	9.4	4.7
BIS(2-ETHYLHEXYL)PHTHALATE	ND	19	9.4
BUTYLBENZYLPHthalate	ND	9.4	4.7
CHRYSENE	ND	9.4	4.7
DI-N-BUTYLPHthalate	ND	9.4	4.7
DI-N-OCTYLPHthalate	ND	9.4	4.7
DIBENZO(A,H)-ANTHRACENE	ND	9.4	4.7
DIBENZOFURAN	ND	9.4	4.7
DIETHYLPHthalate	ND	19	5.6
DIMETHYLPHthalate	ND	19	5.6
FLUORANTHENE	ND	9.4	4.7
FLUORENE	ND	9.4	4.7
HEXACHLOROBENZENE	ND	19	5.6
HEXACHLOROBUTADIENE	ND	9.4	4.7
HEXACHLOROCYCLOPENTADIENE	ND	9.4	4.7
HEXACHLOROETHANE	ND	9.4	4.7
INDENO(1,2,3-CD)PYRENE	ND	9.4	4.7
ISOPHORONE	ND	9.4	4.7
N-NITROSO-DI-N-PROPYLAMINE	ND	9.4	4.7
N-NITROSODIPHENYLAMINE (2)	ND	9.4	4.7
NAPHTHALENE	ND	9.4	4.7
NITROBENZENE	ND	9.4	4.7
PENTACHLOROPHENOL	ND	19	9.4
PHENANTHRENE	ND	19	5.6
PHENOL	ND	9.4	4.7
PYRENE	ND	9.4	4.7
BENZYL ALCOHOL	ND	9.4	4.7
CARBAZOLE	ND	9.4	4.7

SURROGATE PARAMETERS	% RECOVERY	QC LIMIT
2,4,6-TRIBROMOPHENOL	84	36-139
2-FLUOROBIPHENYL	72	36-120
2-FLUOROPHENOL	59	26-121
NITROBENZENE-D5	70	33-120
PHENOL-D5	66	31-120
TERPHENYL-D14	71	36-146

RL: Reporting Limit  
(1): Cannot be separated from 3-Methylphenol  
(2): Cannot be separated from Diphenylamine

*Sr 11/8/07*  
*JW*

SW 3520C/8270C  
SEMI VOLATILE ORGANICS BY GC/MS

```

Client : MATRIX ENVIRONMENTAL SERVICES      Date Collected: 09/24/07
Project : MCCLELLAN, AL                    Date Received: 09/25/07
Batch No.: 071201                          Date Extracted: 09/27/07 16:00
Sample ID: LF4-MW2                         Date Analyzed: 10/10/07 16:50
Lab Samp ID: I201-03                       Dilution Factor: .94
Lab File ID: RJK309                        Matrix : WATER
Ext Btch ID: SVJ038W                       % Moisture : NA
Calib. Ref.: RIK053                         Instrument ID : T-052
  
```

PARAMETERS	RESULTS (ug/L)	RL (ug/L)	MDL (ug/L)
1,2,4-TRICHLOROBENZENE	ND	9.4	4.7
1,2-DICHLOROBENZENE	ND	9.4	4.7
1,3-DICHLOROBENZENE	ND	9.4	4.7
1,4-DICHLOROBENZENE	ND	9.4	4.7
2,4,5-TRICHLOROPHENOL	ND	9.4	4.7
2,4,6-TRICHLOROPHENOL	ND	9.4	4.7
2,4-DICHLOROPHENOL	ND	9.4	4.7
2,4-DIMETHYLPHENOL	ND	9.4	4.7
2,4-DINITROPHENOL	ND	19	9.4
2,4-DINITROTOLUENE	ND	19	4.7
2,6-DINITROTOLUENE	ND	19	9.4
2-CHLORONAPHTHALENE	ND	9.4	4.7
2-CHLOROPHENOL	ND	9.4	4.7
2-METHYLNAPHTHALENE	ND	9.4	4.7
2-METHYLPHENOL	ND	9.4	4.7
2-NITROANILINE	ND	19	5.6
2-NITROPHENOL	ND	9.4	4.7
3,3'-DICHLOROBENZIDINE	ND	9.4	4.7
3-NITROANILINE	ND	9.4	4.7
4,6-DINITRO-2-METHYLPHENOL	ND	19	9.4
4-BROMOPHENYL-PHENYLETHER	ND	19	6.6
4-CHLORO-3-METHYLPHENOL	ND	9.4	4.7
4-CHLOROANILINE	ND	9.4	4.7
4-CHLOROPHENYL-PHENYLETHER	ND	9.4	4.7
4-METHYLPHENOL (1)	ND	9.4	4.7
4-NITROANILINE	ND	9.4	4.7
4-NITROPHENOL	ND	19	4.7
ACENAPHTHENE	ND	9.4	4.7
ACENAPHTHYLENE	ND	9.4	4.7
ANTHRACENE	ND	9.4	4.7
BENZO(A)ANTHRACENE	ND	9.4	4.7
BENZO(A)PYRENE	ND	9.4	4.7
BENZO(B)FLUORANTHENE	ND	9.4	4.7
BENZO(K)FLUORANTHENE	ND	9.4	4.7
BENZO(G,H,I)PERYLENE	ND	9.4	4.7
BIS(2-CHLOROETHOXY)-METHANE	ND	9.4	4.7
BIS(2-CHLOROETHYL)ETHER	ND	9.4	4.7
BIS(2-ETHYLHEXYL)PHTHALATE	ND	19	9.4
BUTYLBENZYLPHTHALATE	ND	9.4	4.7
CHRYSENE	ND	9.4	4.7
DI-N-BUTYLPHTHALATE	ND	9.4	4.7
DI-N-OCTYLPHTHALATE	ND	9.4	4.7
DIBENZO(A,H)-ANTHRACENE	ND	9.4	4.7
DIBENZOFURAN	ND	19	5.6
DIETHYLPHTHALATE	ND	19	5.6
DIMETHYLPHTHALATE	ND	9.4	4.7
FLUORANTHENE	ND	9.4	4.7
FLUORENE	ND	9.4	4.7
HEXACHLOROBENZENE	ND	19	5.6
HEXACHLOROBUTADIENE	ND	9.4	4.7
HEXACHLOROCYCLOPENTADIENE	ND	9.4	4.7
HEXACHLOROETHANE	ND	9.4	4.7
INDENO(1,2,3-CD)PYRENE	ND	9.4	4.7
ISOPHORONE	ND	9.4	4.7
N-NITROSO-DI-N-PROPYLAMINE	ND	9.4	4.7
N-NITROSODIPHENYLAMINE (2)	ND	9.4	4.7
NAPHTHALENE	ND	9.4	4.7
NITROBENZENE	ND	9.4	4.7
PENTACHLOROPHENOL	ND	19	9.4
PHENANTHRENE	ND	19	5.6
PHENOL	ND	9.4	4.7
PYRENE	ND	9.4	4.7
BENZYL ALCOHOL	ND	9.4	4.7
CARBAZOLE	ND	9.4	4.7

SURROGATE PARAMETERS	% RECOVERY	QC LIMIT
2,4,6-TRIBROMOPHENOL	80	36-139
2-FLUOROBIPHENYL	72	36-120
2-FLUOROPHENOL	67	26-121
NITROBENZENE-D5	74	33-120
PHENOL-D5	73	31-120
TERPHENYL-D14	76	36-146

RL: Reporting Limit  
(1): Cannot be separated from 3-Methylphenol  
(2): Cannot be separated from Diphenylamine

*SR 11/8/07*  
*ju*

SW 3520C/8270C  
SEMI VOLATILE ORGANICS BY GC/MS

```

=====
Client      : MATRIX ENVIRONMENTAL SERVICES   Date Collected: 09/24/07
Project     : MCCLELLAN, AL                  Date Received: 09/25/07
Batch No.   : 071201                         Date Extracted: 09/27/07 16:00
Sample ID   : LF4-MW5                         Date Analyzed: 10/10/07 17:10
Lab Samp ID: I201-04                           Dilution Factor: .94
Lab File ID: RJK310                             Matrix          : WATER
Ext Btch ID: SVJ038W                           % Moisture     : NA
Calib. Ref.: RIK053                             Instrument ID   : T-052
=====
  
```

PARAMETERS	RESULTS (ug/L)	RL (ug/L)	MDL (ug/L)
1,2,4-TRICHLOROBENZENE	ND	9.4	4.7
1,2-DICHLOROBENZENE	ND	9.4	4.7
1,3-DICHLOROBENZENE	ND	9.4	4.7
1,4-DICHLOROBENZENE	ND	9.4	4.7
2,4,5-TRICHLOROPHENOL	ND	9.4	4.7
2,4,6-TRICHLOROPHENOL	ND	9.4	4.7
2,4-DICHLOROPHENOL	ND	9.4	4.7
2,4-DIMETHYLPHENOL	ND	9.4	4.7
2,4-DINITROPHENOL	ND	19	9.4
2,4-DINITROTOLUENE	ND	19	4.7
2,6-DINITROTOLUENE	ND	19	9.4
2-CHLORONAPHTHALENE	ND	9.4	4.7
2-CHLOROPHENOL	ND	9.4	4.7
2-METHYLNAPHTHALENE	ND	9.4	4.7
2-METHYLPHENOL	ND	9.4	4.7
2-NITROANILINE	ND	19	5.6
2-NITROPHENOL	ND	9.4	4.7
3,3'-DICHLOROENZIDINE	ND	9.4	4.7
3-NITROANILINE	ND	9.4	4.7
4,6-DINITRO-2-METHYLPHENOL	ND	19	9.4
4-BROMOPHENYL-PHENYLETHER	ND	19	6.6
4-CHLORO-3-METHYLPHENOL	ND	9.4	4.7
4-CHLOROANILINE	ND	9.4	4.7
4-CHLOROPHENYL-PHENYLETHER	ND	9.4	4.7
4-METHYLPHENOL (1)	ND	9.4	4.7
4-NITROANILINE	ND	9.4	4.7
4-NITROPHENOL	ND	19	4.7
ACENAPHTHENE	ND	9.4	4.7
ACENAPHTHYLENE	ND	9.4	4.7
ANTHRACENE	ND	9.4	4.7
BENZO(A)ANTHRACENE	ND	9.4	4.7
BENZO(A)PYRENE	ND	9.4	4.7
BENZO(B)FLUORANTHENE	ND	9.4	4.7
BENZO(K)FLUORANTHENE	ND	9.4	4.7
BENZO(G,H,I)PERYLENE	ND	9.4	4.7
BIS(2-CHLOROETHOXY)-METHANE	ND	9.4	4.7
BIS(2-CHLOROETHYL)ETHER	ND	9.4	4.7
BIS(2-ETHYLHEXYL)PHTHALATE	ND	19	9.4
BUTYLBENZYLPHthalate	ND	9.4	4.7
CHRYSENE	ND	9.4	4.7
DI-N-BUTYLPHthalate	ND	9.4	4.7
DI-N-OCTYLPHthalate	ND	9.4	4.7
DIBENZO(A,H)-ANTHRACENE	ND	9.4	4.7
DIBENZOFURAN	ND	9.4	4.7
DIETHYLPHthalate	ND	19	5.6
DIMETHYLPHthalate	ND	19	5.6
FLUORANTHENE	ND	9.4	4.7
FLUORENE	ND	9.4	4.7
HEXACHLOROBENZENE	ND	19	5.6
HEXACHLOROBUTADIENE	ND	9.4	4.7
HEXACHLOROCYCLOPENTADIENE	ND	9.4	4.7
HEXACHLOROETHANE	ND	9.4	4.7
INDENO(1,2,3-CD)PYRENE	ND	9.4	4.7
ISOPHORONE	ND	9.4	4.7
N-NITROSO-DI-N-PROPYLAMINE	ND	9.4	4.7
N-NITROSODIPHENYLAMINE (2)	ND	9.4	4.7
NAPHTHALENE	ND	9.4	4.7
NITROBENZENE	ND	9.4	4.7
PENTACHLOROPHENOL	ND	19	9.4
PHENANTHRENE	ND	19	5.6
PHENOL	ND	9.4	4.7
PYRENE	ND	9.4	4.7
BENZYL ALCOHOL	ND	9.4	4.7
CARBAZOLE	ND	9.4	4.7

SURROGATE PARAMETERS	% RECOVERY	QC LIMIT
2,4,6-TRIBROMOPHENOL	74	36-139
2-FLUOROBIPHENYL	69	36-120
2-FLUOROPHENOL	72	26-121
NITROBENZENE-D5	74	33-120
PHENOL-D5	69	31-120
TERPHENYL-D14	75	36-146

RL: Reporting Limit  
 (1): Cannot be separated from 3-Methylphenol  
 (2): Cannot be separated from Diphenylamine

*SR 11/8/07*  
*JM*

METHOD 3010A/6010B  
METALS BY ICP

```

=====
Client      : MATRIX ENVIRONMENTAL SERVICES   Date Collected: 09/24/07 10:31
Project     : MCCLELLAN, AL                 Date Received: 09/25/07
SDG NO.    : 071201                        Date Extracted: 09/26/07 11:30
Sample ID:  LF4-MW1                         Date Analyzed: 10/08/07 21:04
Lab Samp ID: 1201-02                        Dilution Factor: 1
Lab File ID: ID8J006040                     Matrix          : WATER
Ext Btch ID: IPI041W                         % Moisture     : NA
Calib. Ref.: ID8J006032                     Instrument ID  : EMAXTID8
=====
  
```

PARAMETERS	RESULTS (mg/L)	RL (mg/L)	MDL (mg/L)
Aluminum	0.0912J	0.200	0.0600
Antimony	ND	0.100	0.0100
Arsenic	ND	0.0100	0.00500
Barium	0.0321	0.0100	0.00200
Beryllium	ND	0.0100	0.00100
Cadmium	ND	0.0100	0.00100
Calcium	2.37	1.00	0.100
Chromium	ND	0.0200	0.00250
Cobalt	0.00965J	0.0200	0.00250
Copper	0.00672J	0.0200	0.00200
Iron	0.951J	1.00	0.0400
Lead	0.00348J	0.0100	0.00300
Magnesium	0.908J	1.00	0.100
Manganese	0.882	0.0100	0.00300
Nickel	0.0102J	0.0200	0.00250
Potassium	2.36J	5.00	0.100
Selenium	ND	0.0100	0.00500
Silver	ND	0.0200	0.00300
Sodium	10.4	1.00	0.100
Thallium	ND	0.0100	0.00500
Vanadium	ND	0.0100	0.00500
Zinc	0.1 0.0281J UB	0.100	0.00500



SR 11/8/07

*[Handwritten signature]*

METHOD 3010A/6010B  
METALS BY ICP

```

=====
Client      : MATRIX ENVIRONMENTAL SERVICES   Date Collected: 09/24/07 12:21
Project    : MCCLELLAN, AL                  Date Received: 09/25/07
SDG NO.    : 071201                         Date Extracted: 09/26/07 11:30
Sample ID  : LF4-MW2                         Date Analyzed: 10/08/07 21:15
Lab Samp ID: I201-03                         Dilution Factor: 1
Lab File ID: I08J006042                      Matrix          : WATER
Ext Btch ID: IPI041W                         % Moisture      : NA
Calib. Ref.: I08J006032                      Instrument ID   : EMAXTID8
=====
  
```

PARAMETERS	RESULTS (mg/L)	RL (mg/L)	MDL (mg/L)
Aluminum	0.122J	0.200	0.0600
Antimony	ND	0.100	0.0100
Arsenic	ND	0.0100	0.00500
Barium	0.0820	0.0100	0.00200
Beryllium	ND	0.0100	0.00100
Cadmium	ND	0.0100	0.00100
Calcium	15.3	1.00	0.100
Chromium	ND	0.0200	0.00250
Cobalt	0.0127J	0.0200	0.00250
Copper	0.00259J	0.0200	0.00200
Iron	3.50	1.00	0.0400
Lead	0.00445J	0.0100	0.00300
Magnesium	6.04	1.00	0.100
Manganese	0.845	0.0100	0.00300
Nickel	0.0108J	0.0200	0.00250
Potassium	0.741J	5.00	0.100
Selenium	ND	0.0100	0.00500
Silver	ND	0.0200	0.00300
Sodium	4.26	1.00	0.100
Thallium	ND	0.0100	0.00500
Vanadium	ND	0.0100	0.00500
Zinc	0.1 0.0344J UB	0.100	0.00500

SR 11/8/07

*[Handwritten signature]*

METHOD 3010A/6010B  
METALS BY ICP

```

=====
Client      : MATRIX ENVIRONMENTAL SERVICES   Date Collected: 09/24/07 14:41
Project     : MCCLELLAN, AL                 Date Received: 09/25/07
SDG NO.    : 071201                        Date Extracted: 09/26/07 11:30
Sample ID   : LF4-MW5                       Date Analyzed: 10/08/07 21:37
Lab Samp ID: I201-04                        Dilution Factor: 1
Lab File ID: ID8J006046                     Matrix          : WATER
Ext Btch ID: IP1041W                         % Moisture     : NA
Calib. Ref.: ID8J006044                     Instrument ID  : EMAXTID8
=====
  
```

PARAMETERS	RESULTS (mg/L)	RL (mg/L)	MDL (mg/L)
Aluminum	0.225	0.200	0.0600
Antimony	ND	0.100	0.0100
Arsenic	ND	0.0100	0.00500
Barium	0.0205	0.0100	0.00200
Beryllium	ND	0.0100	0.00100
Cadmium	ND	0.0100	0.00100
Calcium	0.507J	1.00	0.100
Chromium	ND	0.0200	0.00250
Cobalt	0.00425J	0.0200	0.00250
Copper	0.00214J	0.0200	0.00200
Iron	1.24	1.00	0.0400
Lead	0.00500J	0.0100	0.00300
Magnesium	0.652J	1.00	0.100
Manganese	0.115	0.0100	0.00300
Nickel	0.00321J	0.0200	0.00250
Potassium	0.551J	5.00	0.100
Selenium	ND	0.0100	0.00500
Silver	ND	0.0200	0.00300
Sodium	1.0-0.963J UB	1.00	0.100
Thallium	ND	0.0100	0.00500
Vanadium	ND	0.0100	0.00500
Zinc	0.1 0.0109J UB	0.100	0.00500

SR 11/8/07  
JW

METHOD 3010A/6010B  
DISSOLVED METALS BY ICP

```

=====
Client      : MATRIX ENVIRONMENTAL SERVICES   Date Collected: 09/24/07 10:31
Project     : MCCLELLAN, AL                 Date Received: 09/25/07
SDG NO.    : 071201                        Date Extracted: 09/26/07 11:30
Sample ID   : LF4-MW1                       Date Analyzed: 10/08/07 21:43
Lab Samp ID: I201-02                        Dilution Factor: 1
Lab File ID: ID8J006047                     Matrix          : WATER
Ext Btch ID: IPI041W                         % Moisture     : NA
Calib. Ref.: ID8J006044                     Instrument ID  : EMAXTID8
=====
  
```

PARAMETERS	RESULTS (mg/L)	RL (mg/L)	MDL (mg/L)
Aluminum	ND	0.200	0.0600
Antimony	ND	0.100	0.0100
Arsenic	ND	0.0100	0.00500
Barium	0.0250	0.0100	0.00200
Beryllium	ND	0.0100	0.00100
Cadmium	ND	0.0100	0.00100
Calcium	2.59	1.00	0.100
Chromium	ND	0.0200	0.00250
Cobalt	0.00840J	0.0200	0.00250
Copper	0.00702J	0.0200	0.00200
Iron	ND	1.00	0.0400
Lead	ND	0.0100	0.00300
Magnesium	0.801J	1.00	0.100
Manganese	0.808	0.0100	0.00300
Nickel	0.00986J	0.0200	0.00250
Potassium	2.20J	5.00	0.100
Selenium	ND	0.0100	0.00500
Silver	ND	0.0200	0.00300
Sodium	10.2	1.00	0.100
Thallium	ND	0.0100	0.00500
Vanadium	ND	0.0100	0.00500
Zinc	0.1 - 0.0492 UB	0.100	0.00500

SR 11/8/07  
GPK

METHOD 3010A/6010B  
DISSOLVED METALS BY ICP

```

=====
Client      : MATRIX ENVIRONMENTAL SERVICES   Date Collected: 09/24/07 12:21
Project     : MCCLELLAN, AL                 Date Received: 09/25/07
SDG NO.    : 071201                        Date Extracted: 09/26/07 11:30
Sample ID:  LF4-MW2                         Date Analyzed: 10/08/07 21:48
Lab Samp ID: I201-03                        Dilution Factor: 1
Lab File ID: ID8J006048                     Matrix          : WATER
Ext Btch ID: IPI041W                        % Moisture     : NA
Calib. Ref.: ID8J006044                     Instrument ID   : EMAXTID8
=====
  
```

PARAMETERS	RESULTS (mg/L)	RL (mg/L)	MDL (mg/L)
Aluminum	ND	0.200	0.0600
Antimony	ND	0.100	0.0100
Arsenic	ND	0.0100	0.00500
Barium	0.0725	0.0100	0.00200
Beryllium	ND	0.0100	0.00100
Cadmium	ND	0.0100	0.00100
Calcium	14.8	1.00	0.100
Chromium	ND	0.0200	0.00250
Cobalt	0.0121J	0.0200	0.00250
Copper	0.00209J	0.0200	0.00200
Iron	ND	1.00	0.0400
Lead	ND	0.0100	0.00300
Magnesium	5.72	1.00	0.100
Manganese	0.809	0.0100	0.00300
Nickel	0.0110J	0.0200	0.00250
Potassium	0.701J	5.00	0.100
Selenium	ND	0.0100	0.00500
Silver	ND	0.0200	0.00300
Sodium	4.13	1.00	0.100
Thallium	ND	0.0100	0.00500
Vanadium	ND	0.0100	0.00500
Zinc	0.1-0.0385+ UB	0.100	0.00500

SR 11/8/07  
JK

METHOD 3010A/6010B  
DISSOLVED METALS BY ICP

```

=====
Client      : MATRIX ENVIRONMENTAL SERVICES   Date Collected: 09/24/07 14:41
Project     : MCCLELLAN, AL                 Date Received: 09/25/07
SDG NO.    : 071201                         Date Extracted: 09/26/07 11:30
Sample ID   : LF4-MW5                       Date Analyzed: 10/08/07 21:54
Lab Samp ID: I201-04                        Dilution Factor: 1
Lab File ID: ID8J006049                    Matrix          : WATER
Ext Btch ID: IPI041W                       % Moisture     : NA
Calib. Ref.: ID8J006044                    Instrument ID  : EMAXTID8
=====
  
```

PARAMETERS	RESULTS (mg/L)	RL (mg/L)	MDL (mg/L)
Aluminum	ND	0.200	0.0600
Antimony	ND	0.100	0.0100
Arsenic	ND	0.0100	0.00500
Barium	0.0139	0.0100	0.00200
Beryllium	ND	0.0100	0.00100
Cadmium	ND	0.0100	0.00100
Calcium	0.696J	1.00	0.100
Chromium	ND	0.0200	0.00250
Cobalt	0.00364J	0.0200	0.00250
Copper	0.00318J	0.0200	0.00200
Iron	0.0408J	1.00	0.0400
Lead	ND	0.0100	0.00300
Magnesium	0.551J	1.00	0.100
Manganese	0.125	0.0100	0.00300
Nickel	0.00422J	0.0200	0.00250
Potassium	0.522J	5.00	0.100
Selenium	ND	0.0100	0.00500
Silver	ND	0.0200	0.00300
Sodium	1.0 <del>0.925J</del> uB	1.00	0.100
Thallium	ND	0.0100	0.00500
Vanadium	ND	0.0100	0.00500
Zinc	0.1 <del>0.0279J</del> uB	0.100	0.00500



SR 11/8/07  
JW

METHOD 7470A  
MERCURY BY COLD VAPOR

Client : MATRIX ENVIRONMENTAL SERVICES  
Project : MCCLELLAN, AL  
Batch No. : 071201

Matrix : WATER  
Instrument ID : T1047

SAMPLE ID	EMAX SAMPLE ID	RESULTS (ug/L)	DLF	MOIST	RL (ug/L)	MDL (ug/L)	Analysis DATE/TIME	Extraction DATE/TIME	LFID	CAL REF	PREP BATCH	Collection DATE/TIME	Received DATE/TIME
MBLK1W	HGI026RB	ND	1	NA	0.400	0.150	09/27/07 17:05	09/27/07 11:30	M471018041	M471018032	HGI026W	NA	09/27/07
LCS1W	HGI026WL	4.95	1	NA	0.400	0.150	09/27/07 17:07	09/27/07 11:30	M471018042	M471018032	HGI026W	NA	09/27/07
LCD1W	HGI026WC	4.94	1	NA	0.400	0.150	09/27/07 17:09	09/27/07 11:30	M471018043	M471018032	HGI026W	NA	09/27/07
LF4-MW1	I201-02	ND	1	NA	0.400	0.150	09/27/07 18:09	09/27/07 11:30	M471018072	M471018068	HGI026W	09/24/07	09/25/07
LF4-MW2	I201-03	ND	1	NA	0.400	0.150	09/27/07 18:11	09/27/07 11:30	M471018073	M471018068	HGI026W	09/24/07	09/25/07
LF4-MW5	I201-04	ND	1	NA	0.400	0.150	09/27/07 18:13	09/27/07 11:30	M471018074	M471018068	HGI026W	09/24/07	09/25/07
LF4-MW1AS	I201-02A	1.87	1	NA	0.400	0.150	09/28/07 11:03	09/27/07 11:30	M471019010	M471019008	HGI026W	09/24/07	09/25/07
LF4-MW1DL	I201-02J	ND	5	NA	2.00	0.750	09/28/07 11:05	09/27/07 11:30	M471019011	M471019008	HGI026W	09/24/07	09/25/07

SR 11/8/07  
Jue  
7040

METHOD 7470A  
DISSOLVED MERCURY BY COLD VAPOR

Client : MATRIX ENVIRONMENTAL SERVICES  
Project : MCCLELLAN, AL  
Batch No. : 071201

Matrix : WATER  
Instrument ID : 11047

SAMPLE ID	EVAP SAMPLE ID	RESULTS (ug/L)	DLF	MOIST	RL (ug/L)	MDL (ug/L)	Analysis DATE/TIME	Extraction DATE/TIME	LFID	CAL REF	PREP BATCH	Collection DATE/TIME	Received DATE/TIME
MBLK1W	HG1026WB	ND	1	NA	0.400	0.150	09/27/0717:05	09/27/0711:30	M471018041	M471018032	HG1026W	NA	09/27/07
LCS1W	HG1026WL	4.95	1	NA	0.400	0.150	09/27/0717:07	09/27/0711:30	M471018042	M471018032	HG1026W	NA	09/27/07
LCD1W	HG1026WC	4.94	1	NA	0.400	0.150	09/27/0717:09	09/27/0711:30	M471018043	M471018032	HG1026W	NA	09/27/07
LF4-MW1	1201-02	ND	1	NA	0.400	0.150	09/27/0718:15	09/27/0711:30	M471018075	M471018068	HG1026W	09/24/07	09/25/07
LF4-MW2	1201-03	ND	1	NA	0.400	0.150	09/27/0718:17	09/27/0711:30	M471018076	M471018068	HG1026W	09/24/07	09/25/07
LF4-MW5	1201-04	ND	1	NA	0.400	0.150	09/27/0718:19	09/27/0711:30	M471018077	M471018068	HG1026W	09/24/07	09/25/07

RL: Reporting Limit

SR 11/18/07  
JMC  
7045

SW 5030B/8260B  
VOLATILE ORGANICS BY GC/MS

```

=====
Client   : MATRIX ENVIRONMENTAL SERVICES   Date Collected: 09/25/07
Project  : MCCLELLAN, AL                  Date Received: 09/26/07
Batch No.: 071212                         Date Extracted: 09/28/07 18:27
Sample ID: LF4-MW3                         Date Analyzed: 09/28/07 18:27
Lab Samp ID: I212-03                       Dilution Factor: 1
Lab File ID: RIV298                         Matrix          : WATER
Ext Btch ID: V001128                       % Moisture     : NA
Calib. Ref.: RIV148                         Instrument ID  : T-001
=====
  
```

PARAMETERS	RESULTS (ug/L)	RL (ug/L)	MDL (ug/L)
1,1,1-TRICHLOROETHANE	ND	1.0	0.20
1,1,2,2-TETRACHLOROETHANE	ND	1.0	0.20
1,1,2-TRICHLOROETHANE	ND	1.0	0.20
1,1-DICHLOROETHANE	ND	1.0	0.20
1,1-DICHLOROETHENE	ND	1.0	0.20
1,1-DICHLOROPROPENE	ND	1.0	0.20
1,2,3-TRICHLOROBENZENE	ND	1.0	0.20
1,2,3-TRICHLOROPROPANE	ND	1.0	0.20
1,2,4-TRICHLOROBENZENE	ND	1.0	0.20
1,2,4-TRIMETHYLBENZENE	ND	1.0	0.20
1,2-DIBROMO-3-CHLOROPROPANE	ND	2.0	0.50
1,3-DICHLOROBENZENE	ND	1.0	0.20
1,3-DICHLOROETHANE	ND	1.0	0.20
1,2-DICHLOROPROPANE	ND	1.0	0.20
1,2-DIBROMOETHANE	ND	1.0	0.20
1,3,5-TRIMETHYLBENZENE	ND	1.0	0.20
1,3-DICHLOROBENZENE	ND	1.0	0.20
1,3-DICHLOROPROPANE	ND	1.0	0.20
1,4-DICHLOROBENZENE	ND	1.0	0.20
2,2-DICHLOROPROPANE	ND	1.0	0.20
2-CHLOROTOLUENE	ND	1.0	0.20
4-CHLOROTOLUENE	ND	1.0	0.20
BENZENE	ND	1.0	0.20
BROMOBENZENE	ND	1.0	0.20
BROMOCHLOROMETHANE	ND	1.0	0.20
BROMODICHLOROMETHANE	ND	1.0	0.20
BROMOFORM	ND	1.0	0.30
BROMOMETHANE	ND	2.0	0.20
CARBON TETRACHLORIDE	ND	1.0	0.20
CHLOROBENZENE	ND	1.0	0.20
CHLOROETHANE	ND	2.0	0.20
CHLOROFORM	ND	1.0	0.20
CHLOROMETHANE	ND	2.0	0.20
CIS-1,2-DICHLOROETHENE	ND	1.0	0.20
CIS-1,3-DICHLOROPROPENE	ND	1.0	0.20
DIBROMOCHLOROMETHANE	ND	1.0	0.20
DIBROMOMETHANE	ND	1.0	0.20
DICHLORODIFLUOROMETHANE	ND	2.0	0.20
ETHYLBENZENE	ND	1.0	0.20
HEXACHLOROBUTADIENE	ND	1.0	0.20
ISOPROPYL BENZENE	ND	1.0	0.20
TOTAL XYLENES	ND	3.0	0.50
METHYLENE CHLORIDE	ND	2.0	0.50
N-BUTYLBENZENE	ND	1.0	0.20
N-PROPYLBENZENE	ND	1.0	0.20
NAPHTHALENE	ND	2.0	0.50
P-ISOPROPYLTOLUENE	ND	1.0	0.20
SEC-BUTYLBENZENE	ND	1.0	0.20
STYRENE	ND	1.0	0.20
TERT-BUTYLBENZENE	ND	1.0	0.20
TETRACHLOROETHENE	ND	1.0	0.20
TOLUENE	ND	1.0	0.20
TRANS-1,2-DICHLOROETHENE	ND	1.0	0.20
TRANS-1,3-DICHLOROPROPENE	ND	1.0	0.20
TRICHLOROETHENE	ND	1.0	0.20
TRICHLOROFLUOROMETHANE	ND	1.0	0.20
VINYL CHLORIDE	ND	1.0	0.20
ACETONE	ND	10	5.0
2-BUTANONE(MEK)	ND	10	5.0
MTBE	ND	1.0	0.20
2-HEXANONE	ND	10	5.0
4-METHYL-2-PENTANONE(MIBK)	ND	10	5.0
CARBON DISULFIDE	ND	1.0	0.20
VINYL ACETATE	ND	2.0	0.50
1,1,2-TRICHLORO-1,2,2-TRIFLUOROETHANE	ND	1.0	0.20
1,1,1,2-TETRACHLOROETHANE	ND	1.0	0.20
TRANS-1,4-DICHLORO-2-BUTENE	ND	2.0	0.50
ACRYLONITRILE	ND	10	5.0
IODOMETHANE	ND	2.0	0.50
-----			
SURROGATE PARAMETERS	% RECOVERY	QC LIMIT	
1,2-DICHLOROETHANE-D4	105	63-132	
TOLUENE-D8	99	75-122	
4-BROMOFLUOROBENZENE	104	73-129	

RL: Reporting Limit



Sr 11/8/07  
JMC

SW 5030B/8260B  
VOLATILE ORGANICS BY GC/MS

```

=====
Client      : MATRIX ENVIRONMENTAL SERVICES   Date Collected: 09/25/07
Project     : MCCLELLAN, AL                  Date Received: 09/26/07
Batch No.   : 07I212                         Date Extracted: 10/03/07 11:19
Sample ID   : LF4-MW4                        Date Analyzed: 10/03/07 11:19
Lab Samp ID : I212-05R                       Dilution Factor: 1
Lab File ID : RJV078                          Matrix : WATER
Ext Btch ID : V001J07                         % Moisture : NA
Calib. Ref. : RIV148                          Instrument ID : T-001
=====
  
```

PARAMETERS	RESULTS (ug/L)	RL (ug/L)	MDL (ug/L)
1,1,1-TRICHLOROETHANE	ND	1.0	0.20
1,1,2,2-TETRACHLOROETHANE	ND	1.0	0.20
1,1,2-TRICHLOROETHANE	ND	1.0	0.20
1,1-DICHLOROETHANE	ND	1.0	0.20
1,1-DICHLOROETHENE	ND	1.0	0.20
1,1-DICHLOROPROPENE	ND	1.0	0.20
1,2,3-TRICHLOROBENZENE	ND	1.0	0.20
1,2,3-TRICHLOROPROPANE	ND	1.0	0.20
1,2,4-TRICHLOROBENZENE	ND	1.0	0.20
1,2,4-TRIMETHYLBENZENE	ND	1.0	0.20
1,2-DIBROMO-3-CHLOROPROPANE	ND	2.0	0.50
1,2-DICHLOROBENZENE	ND	1.0	0.20
1,2-DICHLOROETHANE	ND	1.0	0.20
1,2-DICHLOROPROPANE	ND	1.0	0.20
1,2-DIBROMOETHANE	ND	1.0	0.20
1,3,5-TRIMETHYLBENZENE	ND	1.0	0.20
1,3-DICHLOROBENZENE	ND	1.0	0.20
1,3-DICHLOROPROPANE	ND	1.0	0.20
1,4-DICHLOROBENZENE	0.70J	1.0	0.20
2,2-DICHLOROPROPANE	ND	1.0	0.20
2-CHLOROTOLUENE	ND	1.0	0.20
4-CHLOROTOLUENE	ND	1.0	0.20
BENZENE	0.37J	1.0	0.20
BROMOBENZENE	ND	1.0	0.20
BROMOCHLOROMETHANE	ND	1.0	0.20
BROMODICHLOROMETHANE	ND	1.0	0.20
BROMOFORM	ND	1.0	0.50
BROMOMETHANE	ND	2.0	0.20
CARBON TETRACHLORIDE	ND	1.0	0.20
CHLOROBENZENE	13	1.0	0.20
CHLOROETHANE	0.25J	2.0	0.20
CHLOROFORM	ND	1.0	0.20
CHLOROMETHANE	ND	2.0	0.20
CIS-1,2-DICHLOROETHENE	ND	1.0	0.20
CIS-1,3-DICHLOROPROPENE	ND	1.0	0.20
DIBROMOCHLOROMETHANE	ND	1.0	0.20
DIBROMOMETHANE	ND	1.0	0.20
DICHLORODIFLUOROMETHANE	ND	2.0	0.20
ETHYLBENZENE	ND	1.0	0.20
HEXACHLOROBUTADIENE	ND	1.0	0.20
ISOPROPYL BENZENE	ND	1.0	0.20
TOTAL XYLENES	ND	3.0	0.50
METHYLENE CHLORIDE	ND	2.0	0.50
N-BUTYLBENZENE	ND	1.0	0.20
N-PROPYLBENZENE	ND	1.0	0.20
NAPHTHALENE	ND	2.0	0.50
P-ISOPROPYLTOLUENE	ND	1.0	0.20
SEC-BUTYLBENZENE	ND	1.0	0.20
STYRENE	ND	1.0	0.20
TERT-BUTYLBENZENE	ND	1.0	0.20
TETRACHLOROETHENE	ND	1.0	0.20
TOLUENE	ND	1.0	0.20
TRANS-1,2-DICHLOROETHENE	ND	1.0	0.20
TRANS-1,3-DICHLOROPROPENE	ND	1.0	0.20
TRICHLOROETHENE	ND	1.0	0.20
TRICHLOROFUOROMETHANE	ND	1.0	0.20
VINYL CHLORIDE	ND	1.0	0.20
ACETONE	ND	10	5.0
2-BUTANONE (MEK)	ND	10	5.0
MTBE	ND	1.0	0.20
2-HEXANONE	ND	10	5.0
4-METHYL-2-PENTANONE(MIBK)	ND	10	5.0
CARBON DISULFIDE	2.8	1.0	0.20
VINYL ACETATE	ND	2.0	0.50
1,1,2-TRICHLORO-1,2,2-TRIFLUOROETHANE	ND	1.0	0.20
1,1,1,2-TETRACHLOROETHANE	ND	1.0	0.20
TRANS-1,4-DICHLORO-2-BUTENE	ND	2.0	0.50
ACRYLONITRILE	ND	10	5.0
IODOMETHANE	ND	2.0	0.50
SURROGATE PARAMETERS			
1,2-DICHLOROETHANE-D4	% RECOVERY	QC LIMIT	
TOLUENE-D8	102	63-132	
4-BROMOFLUOROBENZENE	97	75-122	
	105	73-129	

RL: Reporting Limit

*SR 11/8/07*  
*guc*

SW 5030B/8260B  
VOLATILE ORGANICS BY GC/MS

```

=====
Client      : MATRIX ENVIRONMENTAL SERVICES   Date Collected: 09/25/07
Project     : MCCLELLAN, AL                 Date Received: 09/26/07
Batch No.   : 071212                       Date Extracted: 10/03/07 16:58
Sample ID   : DU080                         Date Analyzed: 10/03/07 16:58
Lab Samp ID : I212-06N                     Dilution Factor: 1
Lab File ID : RJV087                       Matrix: WATER
Ext Btch ID : V001J08                      % Moisture: NA
Calib. Ref.: RIV148                       Instrument ID: T-001
=====
  
```

PARAMETERS	RESULTS (ug/L)	RL (ug/L)	MDL (ug/L)
1,1,1-TRICHLOROETHANE	ND	1.0	0.20
1,1,2,2-TETRACHLOROETHANE	ND	1.0	0.20
1,1,2-TRICHLOROETHANE	ND	1.0	0.20
1,1-DICHLOROETHANE	ND	1.0	0.20
1,1-DICHLOROETHENE	ND	1.0	0.20
1,1-DICHLOROPROPENE	ND	1.0	0.20
1,2,3-TRICHLOROBENZENE	ND	1.0	0.20
1,2,3-TRICHLOROPROPANE	ND	1.0	0.20
1,2,4-TRICHLOROBENZENE	ND	1.0	0.20
1,2,4-TRIMETHYLBENZENE	ND	1.0	0.20
1,2-DIBROMO-3-CHLOROPROPANE	ND	2.0	0.50
1,2-DICHLOROBENZENE	ND	1.0	0.20
1,2-DICHLOROETHANE	ND	1.0	0.20
1,2-DICHLOROPROPANE	ND	1.0	0.20
1,2-DIBROMOETHANE	ND	1.0	0.20
1,3,5-TRIMETHYLBENZENE	ND	1.0	0.20
1,3-DICHLOROBENZENE	ND	1.0	0.20
1,3-DICHLOROPROPANE	ND	1.0	0.20
1,4-DICHLOROBENZENE	0.69J	1.0	0.20
2,2-DICHLOROPROPANE	ND	1.0	0.20
2-CHLOROTOLUENE	ND	1.0	0.20
4-CHLOROTOLUENE	ND	1.0	0.20
BENZENE	0.36J	1.0	0.20
BROMOBENZENE	ND	1.0	0.20
BROMOCHLOROMETHANE	ND	1.0	0.20
BROMODICHLOROMETHANE	ND	1.0	0.20
BROMOFORM	ND	1.0	0.50
BROMOMETHANE	ND	2.0	0.20
CARBON TETRACHLORIDE	ND	1.0	0.20
CHLOROBENZENE	11	1.0	0.20
CHLOROETHANE	0.23J	2.0	0.20
CHLOROFORM	ND	1.0	0.20
CHLOROMETHANE	ND	2.0	0.20
CIS-1,2-DICHLOROETHENE	ND	1.0	0.20
CIS-1,3-DICHLOROPROPENE	ND	1.0	0.20
DIBROMOCHLOROMETHANE	ND	1.0	0.20
DIBROMOMETHANE	ND	1.0	0.20
DICHLORODIFLUOROMETHANE	ND	2.0	0.20
ETHYLBENZENE	ND	1.0	0.20
HEXACHLOROBUTADIENE	ND	1.0	0.20
ISOPROPYL BENZENE	ND	1.0	0.20
TOTAL XYLENES	ND	3.0	0.50
METHYLENE CHLORIDE	ND	2.0	0.50
N-BUTYLBENZENE	ND	1.0	0.20
N-PROPYLBENZENE	ND	1.0	0.20
NAPHTHALENE	ND	2.0	0.50
P-ISOPROPYLTOLUENE	ND	1.0	0.20
SEC-BUTYLBENZENE	ND	1.0	0.20
STYRENE	ND	1.0	0.20
TERT-BUTYLBENZENE	ND	1.0	0.20
TETRACHLOROETHENE	ND	1.0	0.20
TOLUENE	ND	1.0	0.20
TRANS-1,2-DICHLOROETHENE	ND	1.0	0.20
TRANS-1,3-DICHLOROPROPENE	ND	1.0	0.20
TRICHLOROETHENE	ND	1.0	0.20
TRICHLOROFUOROMETHANE	ND	1.0	0.20
VINYL CHLORIDE	ND	1.0	0.20
ACETONE	ND	10	5.0
2-BUTANONE (MEK)	ND	10	5.0
MTBE	ND	1.0	0.20
2-HEXANONE	ND	10	5.0
4-METHYL-2-PENTANONE (MIBK)	ND	10	5.0
CARBON DISULFIDE	0.21J	1.0	0.20
VINYL ACETATE	ND	2.0	0.50
1,1,2-TRICHLORO-1,2,2-TRIFLUOROETHANE	ND	1.0	0.20
1,1,1,2-TETRACHLOROETHANE	ND	1.0	0.20
TRANS-1,4-DICHLORO-2-BUTENE	ND	2.0	0.50
ACRYLONITRILE	ND	10	5.0
IODOMETHANE	ND	2.0	0.50
SURROGATE PARAMETERS	% RECOVERY	QC LIMIT	
1,2-DICHLOROETHANE-D4	96	63-132	
TOLUENE-DB	100	75-122	
4-BROMOFLUOROBENZENE	109	73-129	

RL: Reporting Limit

Mr 11/8/07  
Jue

SW 3520C/8270C  
SEMI VOLATILE ORGANICS BY GC/MS

```

=====
Client      : MATRIX ENVIRONMENTAL SERVICES   Date Collected: 09/25/07
Project     : MCCLELLAN, AL                 Date Received: 09/26/07
Batch No.   : 071212                        Date Extracted: 10/01/07 16:00
Sample ID   : LF4-MW3                       Date Analyzed: 10/06/07 01:19
Lab Samp ID : I212-03                       Dilution Factor: .94
Lab File ID : RJK167                         Matrix          : WATER
Ext Btch ID : SVJ002W                       % Moisture      : NA
Calib. Ref. : RIK053                        Instrument ID    : T-052
=====
  
```

PARAMETERS	RESULTS (ug/L)	RL (ug/L)	MDL (ug/L)
1,2,4-TRICHLOROBENZENE	ND	9.4	4.7
1,2-DICHLOROBENZENE	ND	9.4	4.7
1,3-DICHLOROBENZENE	ND	9.4	4.7
1,4-DICHLOROBENZENE	ND	9.4	4.7
2,4,5-TRICHLOROPHENOL	ND	9.4	4.7
2,4,6-TRICHLOROPHENOL	ND	9.4	4.7
2,4-DICHLOROPHENOL	ND	9.4	4.7
2,4-DIMETHYLPHENOL	ND	9.4	4.7
2,4-DINITROPHENOL	ND	19	9.4
2,4-DINITROTOLUENE	ND	19	4.7
2,6-DINITROTOLUENE	ND	19	9.4
2-CHLORONAPHTHALENE	ND	9.4	4.7
2-CHLOROPHENOL	ND	9.4	4.7
2-METHYLNAPHTHALENE	ND	9.4	4.7
2-METHYLPHENOL	ND	9.4	4.7
2-NITROANILINE	ND	19	5.6
2-NITROPHENOL	ND	9.4	4.7
3,3'-DICHLOROBENZIDINE	ND	9.4	4.7
3-NITROANILINE	ND	9.4	4.7
4,6-DINITRO-2-METHYLPHENOL	ND	19	9.4
4-BROMOPHENYL-PHENYLETHER	ND	19	6.6
4-CHLORO-3-METHYLPHENOL	ND	9.4	4.7
4-CHLOROANILINE	ND	9.4	4.7
4-CHLOROPHENYL-PHENYLETHER	ND	9.4	4.7
4-METHYLPHENOL (1)	ND	9.4	4.7
4-NITROANILINE	ND	9.4	4.7
4-NITROPHENOL	ND	19	4.7
ACENAPHTHENE	ND	9.4	4.7
ACENAPHTHYLENE	ND	9.4	4.7
ANTHRACENE	ND	9.4	4.7
BENZO(A)ANTHRACENE	ND	9.4	4.7
BENZO(A)PYRENE	ND	9.4	4.7
BENZO(B)FLUORANTHENE	ND	9.4	4.7
BENZO(K)FLUORANTHENE	ND	9.4	4.7
BENZO(G,H,I)PERYLENE	ND	9.4	4.7
BIS(2-CHLOROETHOXY)-METHANE	ND	9.4	4.7
BIS(2-CHLOROETHYL)ETHER	ND	9.4	4.7
BIS(2-ETHYLHEXYL)PHTHALATE	ND	19	9.4
BUTYLBENZYLPHTHALATE	ND	9.4	4.7
CHRYSENE	ND	9.4	4.7
DI-N-BUTYLPHTHALATE	ND	9.4	4.7
DI-N-OCTYLPHTHALATE	ND	9.4	4.7
DIBENZO(A,H)-ANTHRACENE	ND	9.4	4.7
DIBENZOFURAN	ND	9.4	4.7
DIETHYLPHTHALATE	ND	19	5.6
DIMETHYLPHTHALATE	ND	19	5.6
FLUORANTHENE	ND	9.4	4.7
FLUORENE	ND	9.4	4.7
HEXACHLOROBENZENE	ND	19	5.6
HEXACHLOROBUTADIENE	ND	9.4	4.7
HEXACHLOROCYCLOPENTADIENE	ND	9.4	4.7
HEXACHLOROETHANE	ND	9.4	4.7
INDENO(1,2,3-CD)PYRENE	ND	9.4	4.7
ISOPHORONE	ND	9.4	4.7
N-NITROSO-DI-N-PROPYLAMINE	ND	9.4	4.7
N-NITROSODIPHENYLAMINE (2)	ND	9.4	4.7
NAPHTHALENE	ND	9.4	4.7
NITROBENZENE	ND	9.4	4.7
PENTACHLOROPHENOL	ND	19	9.4
PHENANTHRENE	ND	19	5.6
PHENOL	ND	9.4	4.7
PYRENE	ND	9.4	4.7
BENZYL ALCOHOL	ND	9.4	4.7
CARBAZOLE	ND	9.4	4.7

SURROGATE PARAMETERS	% RECOVERY	QC LIMIT
2,4,6-TRIBROMOPHENOL	80	36-139
2-FLUOROBIPHENYL	57	36-120
2-FLUOROPHENOL	51	26-121
NITROBENZENE-D5	54	33-120
PHENOL-D5	58	31-120
TERPHENYL-D14	74	36-146

RL: Reporting Limit  
(1): Cannot be separated from 3-Methylphenol  
(2): Cannot be separated from Diphenylamine

*SR 11/8/07  
JMC*

SW 3520C/8270C  
SEMI VOLATILE ORGANICS BY GC/MS

```

=====
Client      : MATRIX ENVIRONMENTAL SERVICES   Date Collected: 09/25/07
Project    : MCCLELLAN, AL                 Date Received: 09/26/07
Batch No.  : 07I212                        Date Extracted: 10/01/07 16:00
Sample ID  : LF4-MW4                       Date Analyzed: 10/06/07 02:37
Lab Samp ID: I212-05                      Dilution Factor: .95
Lab File ID: RJK171                       Matrix          : WATER
Ext Btch ID: SVJ002W                     % Moisture      : NA
Calib. Ref.: RIK055                       Instrument ID    : T-052
=====
  
```

PARAMETERS	RESULTS (ug/L)	RL (ug/L)	MDL (ug/L)
1,2,4-TRICHLOROBENZENE	ND	9.5	4.8
1,2-DICHLOROBENZENE	ND	9.5	4.8
1,3-DICHLOROBENZENE	ND	9.5	4.8
1,4-DICHLOROBENZENE	ND	9.5	4.8
2,4,5-TRICHLOROPHENOL	ND	9.5	4.8
2,4,6-TRICHLOROPHENOL	ND	9.5	4.8
2,4-DICHLOROPHENOL	ND	9.5	4.8
2,4-DIMETHYLPHENOL	ND	9.5	4.8
2,4-DINITROPHENOL	ND	19	9.5
2,4-DINITROTOLUENE	ND	19	4.8
2,6-DINITROTOLUENE	ND	19	9.5
2-CHLORONAPHTHALENE	ND	9.5	4.8
2-CHLOROPHENOL	ND	9.5	4.8
2-METHYLNAPHTHALENE	ND	9.5	4.8
2-METHYLPHENOL	ND	9.5	4.8
2-NITROANILINE	ND	19	5.7
2-NITROPHENOL	ND	9.5	4.8
3,3'-DICHLOROBENZIDINE	ND	9.5	4.8
3-NITROANILINE	ND	9.5	4.8
4,6-DINITRO-2-METHYLPHENOL	ND	19	9.5
4-BROMOPHENYL-PHENYLETHER	ND	19	6.6
4-CHLORO-3-METHYLPHENOL	ND	9.5	4.8
4-CHLOROANILINE	ND	9.5	4.8
4-CHLOROPHENYL-PHENYLETHER	ND	9.5	4.8
4-METHYLPHENOL (1)	ND	9.5	4.8
4-NITROANILINE	ND	9.5	4.8
4-NITROPHENOL	ND	19	4.8
ACENAPHTHENE	ND	9.5	4.8
ACENAPHTHYLENE	ND	9.5	4.8
ANTHRACENE	ND	9.5	4.8
BENZO(A)ANTHRACENE	ND	9.5	4.8
BENZO(A)PYRENE	ND	9.5	4.8
BENZO(B)FLUORANTHENE	ND	9.5	4.8
BENZO(K)FLUORANTHENE	ND	9.5	4.8
BENZO(G,H,I)PERYLENE	ND	9.5	4.8
BIS(2-CHLOROETHOXY)-METHANE	ND	9.5	4.8
BIS(2-CHLOROETHYL)ETHER	ND	19	9.5
BIS(2-ETHYLHEXYL)PHTHALATE	ND	9.5	4.8
BUTYLBENZYLPHTHALATE	ND	9.5	4.8
CHRYSENE	ND	9.5	4.8
DI-N-BUTYLPHTHALATE	ND	9.5	4.8
DI-N-OCTYLPHTHALATE	ND	9.5	4.8
DIBENZO(A,H)-ANTHRACENE	ND	9.5	4.8
DIBENZOFURAN	ND	9.5	4.8
DIETHYLPHTHALATE	ND	19	5.7
DIMETHYLPHTHALATE	ND	19	5.7
FLUORANTHENE	ND	9.5	4.8
FLUORENE	ND	9.5	4.8
HEXACHLOROBENZENE	ND	19	5.7
HEXACHLOROBUTADIENE	ND	9.5	4.8
HEXACHLOROCYCLOPENTADIENE	ND	9.5	4.8
HEXACHLOROETHANE	ND	9.5	4.8
INDENO(1,2,3-CD)PYRENE	ND	9.5	4.8
ISOPHORONE	ND	9.5	4.8
N-NITROSO-DI-N-PROPYLAMINE	ND	9.5	4.8
N-NITROSODIPHENYLAMINE (2)	ND	9.5	4.8
NAPHTHALENE	ND	9.5	4.8
NITROBENZENE	ND	9.5	4.8
PENTACHLOROPHENOL	ND	19	9.5
PHENANTHRENE	ND	19	5.7
PHENOL	ND	9.5	4.8
PYRENE	ND	9.5	4.8
BENZYL ALCOHOL	ND	9.5	4.8
CARBAZOLE	ND	9.5	4.8

SURROGATE PARAMETERS	% RECOVERY	QC LIMIT
2,4,6-TRIBROMOPHENOL	98	36-139
2-FLUOROBIPHENYL	81	36-120
2-FLUOROPHENOL	70	26-121
NITROBENZENE-D5	71	33-120
PHENOL-D5	76	31-120
TERPHENYL-D14	88	36-146

RL: Reporting Limit  
(1): Cannot be separated from 3-Methylphenol  
(2): Cannot be separated from Diphenylamine

*SR 11/8/07*  
*JM*

SW 3520C/8270C  
SEMI VOLATILE ORGANICS BY GC/MS

```

=====
Client      : MATRIX ENVIRONMENTAL SERVICES   Date Collected: 09/25/07
Project     : MCCLELLAN, AL                 Date Received: 09/26/07
Batch No.   : 071212                       Date Extracted: 10/01/07 16:00
Sample ID   : DUP080                       Date Analyzed: 10/06/07 02:57
Lab Samp ID : T212-06                      Dilution Factor: .95
Lab File ID : RJK172                       Matrix: WATER
Ext Btch ID : SVJ002W                     % Moisture: NA
Calib. Ref. : RIK053                      Instrument ID: T-052
=====
  
```

PARAMETERS	RESULTS (ug/L)	RL (ug/L)	MDL (ug/L)
1,2,4-TRICHLOROBENZENE	ND	9.5	4.8
1,2-DICHLOROBENZENE	ND	9.5	4.8
1,3-DICHLOROBENZENE	ND	9.5	4.8
1,4-DICHLOROBENZENE	ND	9.5	4.8
2,4,5-TRICHLOROPHENOL	ND	9.5	4.8
2,4,6-TRICHLOROPHENOL	ND	9.5	4.8
2,4-DICHLOROPHENOL	ND	9.5	4.8
2,4-DIMETHYLPHENOL	ND	9.5	4.8
2,4-DINITROPHENOL	ND	19	9.5
2,4-DINITROTOLUENE	ND	19	4.8
2,6-DINITROTOLUENE	ND	19	9.5
2-CHLORONAPHTHALENE	ND	9.5	4.8
2-CHLOROPHENOL	ND	9.5	4.8
2-METHYLNAPHTHALENE	ND	9.5	4.8
2-METHYLPHENOL	ND	9.5	4.8
2-NITROANILINE	ND	19	5.7
2-NITROPHENOL	ND	9.5	4.8
3,3'-DICHLOROBENZIDINE	ND	9.5	4.8
3-NITROANILINE	ND	9.5	4.8
4,6-DINITRO-2-METHYLPHENOL	ND	19	9.5
4-BROMOPHENYL-PHENYLETHER	ND	19	6.6
4-CHLORO-3-METHYLPHENOL	ND	9.5	4.8
4-CHLOROANILINE	ND	9.5	4.8
4-CHLOROPHENYL-PHENYLETHER	ND	9.5	4.8
4-METHYLPHENOL (1)	ND	9.5	4.8
4-NITROANILINE	ND	9.5	4.8
4-NITROPHENOL	ND	19	4.8
ACENAPHTHENE	ND	9.5	4.8
ACENAPHTHYLENE	ND	9.5	4.8
ANTHRACENE	ND	9.5	4.8
BENZO(A)ANTHRACENE	ND	9.5	4.8
BENZO(A)PYRENE	ND	9.5	4.8
BENZO(B)FLUORANTHENE	ND	9.5	4.8
BENZO(K)FLUORANTHENE	ND	9.5	4.8
BENZO(G, H, I)PERYLENE	ND	9.5	4.8
BIS(2-CHLOROETHOXY)-METHANE	ND	9.5	4.8
BIS(2-CHLOROETHYL)ETHER	ND	9.5	4.8
BIS(2-ETHYLHEXYL)PHTHALATE	ND	19	9.5
BUTYLBENZYLPHTHALATE	ND	9.5	4.8
CHRYSENE	ND	9.5	4.8
DI-N-BUTYLPHTHALATE	ND	9.5	4.8
DI-N-OCTYLPHTHALATE	ND	9.5	4.8
DIBENZO(A, H)-ANTHRACENE	ND	9.5	4.8
DIBENZO(F, I)PERYLENE	ND	9.5	4.8
DIETHYLPHTHALATE	ND	19	5.7
DIMETHYLPHTHALATE	ND	19	5.7
FLUORANTHENE	ND	9.5	4.8
FLUORENE	ND	9.5	4.8
HEXACHLOROBENZENE	ND	19	5.7
HEXACHLOROBUTADIENE	ND	9.5	4.8
HEXACHLOROCYCLOPENTADIENE	ND	9.5	4.8
HEXACHLOROETHANE	ND	9.5	4.8
INDENO(1,2,3-CD)PYRENE	ND	9.5	4.8
ISOPHORONE	ND	9.5	4.8
N-NITROSO-DI-N-PROPYLAMINE	ND	9.5	4.8
N-NITROSODIPHENYLAMINE (2)	ND	9.5	4.8
NAPHTHALENE	ND	9.5	4.8
NITROBENZENE	ND	9.5	4.8
PENTACHLOROPHENOL	ND	19	9.5
PHENANTHRENE	ND	19	5.7
PHENOL	ND	9.5	4.8
PYRENE	ND	9.5	4.8
BENZYL ALCOHOL	ND	9.5	4.8
CARBAZOLE	ND	9.5	4.8

SURROGATE PARAMETERS	% RECOVERY	QC LIMIT
2,4,6-TRIBROMOPHENOL	90	36-139
2-FLUOROBIPHENYL	76	36-120
2-FLUOROPHENOL	56	26-121
NITROBENZENE-D5	71	33-120
PHENOL-D5	63	31-120
TERPHENYL-D14	84	36-146

RL: Reporting Limit  
 (1): Cannot be separated from 3-Methylphenol  
 (2): Cannot be separated from Diphenylamine

*SK 11/8/07*  
*gmc*

METHOD 3010A/6010B  
METALS BY ICP

```

=====
Client      : MATRIX ENVIRONMENTAL SERVICES   Date Collected: 09/25/07 11:06
Project     : MCCLELLAN, AL                 Date Received: 09/26/07
SDG NO.    : 071212                        Date Extracted: 09/27/07 11:15
Sample ID:  LF4-MW3                         Date Analyzed: 10/04/07 18:06
Lab Samp ID: I212-03                        Dilution Factor: 1
Lab File ID: ID8J004070                     Matrix          : WATER
Ext Btch ID: IPI043W                        % Moisture     : NA
Calib. Ref.: ID8J004067                     Instrument ID  : EMAXTID8
=====
  
```

PARAMETERS	RESULTS (mg/L)	RL (mg/L)	MDL (mg/L)
Aluminum	0.144J	0.200	0.0600
Antimony	ND	0.100	0.0100
Arsenic	ND	0.0100	0.00500
Barium	0.0597	0.0100	0.00200
Beryllium	ND	0.0100	0.00100
Cadmium	ND	0.0100	0.00100
Calcium	3.34	1.00	0.100
Chromium	ND	0.0200	0.00250
Cobalt	0.00741J	0.0200	0.00250
Copper	ND	0.0200	0.00200
Iron	0.628J	1.00	0.0400
Lead	ND	0.0100	0.00300
Magnesium	1.82	1.00	0.100
Manganese	0.191	0.0100	0.00300
Nickel	0.00681J	0.0200	0.00250
Potassium	1.05J	5.00	0.100
Selenium	ND	0.0100	0.00500
Silver	ND	0.0200	0.00300
Sodium	6.70	1.00	0.100
Thallium	ND	0.0100	0.00500
Vanadium	ND	0.0100	0.00500
Zinc	0.0156J	0.100	0.00500

*Sr 11/8/07  
Jm*

METHOD 3010A/6010B  
METALS BY ICP

```

=====
Client      : MATRIX ENVIRONMENTAL SERVICES   Date Collected: 09/25/07 14:21
Project     : MCCLELLAN, AL                 Date Received: 09/26/07
SDG NO.    : 071212                        Date Extracted: 09/27/07 11:15
Sample ID:  LF4-MW4                         Date Analyzed: 10/04/07 18:23
Lab Samp ID: 1212-05                        Dilution Factor: 1
Lab File ID: ID8J004073                     Matrix          : WATER
Ext Btch ID: IPI043W                        % Moisture     : NA
Calib. Ref.: ID8J004067                     Instrument ID   : EMAXTID8
=====
  
```

PARAMETERS	RESULTS (mg/L)	RL (mg/L)	MDL (mg/L)
Aluminum	0.107J	0.200	0.0600
Antimony	ND	0.100	0.0100
Arsenic	ND	0.0100	0.00500
Barium	0.209	0.0100	0.00200
Beryllium	ND	0.0100	0.00100
Cadmium	ND	0.0100	0.00100
Calcium	84.9	1.00	0.100
Chromium	ND	0.0200	0.00250
Cobalt	0.00434J	0.0200	0.00250
Copper	ND	0.0200	0.00200
Iron	0.907J	1.00	0.0400
Lead	0.00500J	0.0100	0.00300
Magnesium	51.7	1.00	0.100
Manganese	2.57	0.0100	0.00300
Nickel	0.00516J	0.0200	0.00250
Potassium	0.334J	5.00	0.100
Selenium	ND	0.0100	0.00500
Silver	ND	0.0200	0.00300
Sodium	160	1.00	0.100
Thallium	ND	0.0100	0.00500
Vanadium	ND	0.0100	0.00500
Zinc	0.0140J	0.100	0.00500



*SR 11/8/07*  
*Joe*

*en*

METHOD 3010A/6010B  
METALS BY ICP

```

=====
Client      : MATRIX ENVIRONMENTAL SERVICES   Date Collected: 09/25/07 14:21
Project     : MCCLELLAN, AL                 Date Received: 09/26/07
SDG NO.    : 071212                         Date Extracted: 09/27/07 11:15
Sample ID   : DUP080                        Date Analyzed: 10/04/07 18:28
Lab Samp ID: I212-06                        Dilution Factor: 1
Lab File ID: ID8J004074                     Matrix           : WATER
Ext Btch ID: IPI043W                         % Moisture      : NA
Calib. Ref.: ID8J004067                     Instrument ID    : EMAXTID8
=====
  
```

PARAMETERS	RESULTS (mg/L)	RL (mg/L)	MDL (mg/L)
Aluminum	0.0941J	0.200	0.0600
Antimony	ND	0.100	0.0100
Arsenic	ND	0.0100	0.00500
Barium	0.208	0.0100	0.00200
Beryllium	ND	0.0100	0.00100
Cadmium	ND	0.0100	0.00100
Calcium	85.0	1.00	0.100
Chromium	ND	0.0200	0.00250
Cobalt	0.00447J	0.0200	0.00250
Copper	ND	0.0200	0.00200
Iron	0.882J	1.00	0.0400
Lead	0.0134	0.0100	0.00300
Magnesium	51.9	1.00	0.100
Manganese	2.57	0.0100	0.00300
Nickel	0.00510J	0.0200	0.00250
Potassium	0.327J	5.00	0.100
Selenium	ND	0.0100	0.00500
Silver	ND	0.0200	0.00300
Sodium	160	1.00	0.100
Thallium	ND	0.0100	0.00500
Vanadium	ND	0.0100	0.00500
Zinc	0.0140J	0.100	0.00500

SR 11/8/07  
JMC

METHOD 3010A/6010B  
DISSOLVED METALS BY ICP

```

=====
Client      : MATRIX ENVIRONMENTAL SERVICES   Date Collected: 09/25/07 11:06
Project     : MCCLELLAN, AL                 Date Received: 09/26/07
SDG NO.    : 071212                        Date Extracted: 09/27/07 11:15
Sample ID   : LF4-MW3                      Date Analyzed: 10/04/07 19:28
Lab Samp ID : 1212-03                      Dilution Factor: 1
Lab File ID : ID8J004085                   Matrix          : WATER
Ext Btch ID : IPI043W                      % Moisture     : NA
Calib. Ref.: ID8J004079                   Instrument ID   : EMAXTID8
=====
  
```

PARAMETERS	RESULTS (mg/L)	RL (mg/L)	MDL (mg/L)
Aluminum	ND	0.200	0.0600
Antimony	ND	0.100	0.0100
Arsenic	ND	0.0100	0.00500
Barium	0.0520	0.0100	0.00200
Beryllium	ND	0.0100	0.00100
Cadmium	ND	0.0100	0.00100
Calcium	3.29	1.00	0.100
Chromium	ND	0.0200	0.00250
Cobalt	0.00682J	0.0200	0.00250
Copper	0.00363J	0.0200	0.00200
Iron	0.0594J	1.00	0.0400
Lead	ND	0.0100	0.00300
Magnesium	1.70	1.00	0.100
Manganese	0.198	0.0100	0.00300
Nickel	0.00971J	0.0200	0.00250
Potassium	0.994J	5.00	0.100
Selenium	ND	0.0100	0.00500
Silver	ND	0.0200	0.00300
Sodium	6.55	1.00	0.100
Thallium	ND	0.0100	0.00500
Vanadium	ND	0.0100	0.00500
Zinc	0.0363J	0.100	0.00500

SR 11/8/07  
JW

METHOD 3010A/6010B  
DISSOLVED METALS BY ICP

```

=====
Client      : MATRIX ENVIRONMENTAL SERVICES   Date Collected: 09/25/07 14:21
Project     : MCCLELLAN, AL                 Date Received: 09/26/07
SDG NO.    : 071212                        Date Extracted: 09/27/07 11:15
Sample ID:  LF4-MW4                         Date Analyzed: 10/04/07 19:34
Lab Samp ID: I212-05                       Dilution Factor: 1
Lab File ID: ID8J004086                    Matrix          : WATER
Ext Btch ID: IP1043W                       % Moisture     : NA
Calib. Ref.: ID8J004079                    Instrument ID  : EMAXTID8
=====
  
```

PARAMETERS	RESULTS (mg/L)	RL (mg/L)	MDL (mg/L)
Aluminum	ND	0.200	0.0600
Antimony	ND	0.100	0.0100
Arsenic	ND	0.0100	0.00500
Barium	0.201	0.0100	0.00200
Beryllium	ND	0.0100	0.00100
Cadmium	ND	0.0100	0.00100
Calcium	80.9	1.00	0.100
Chromium	ND	0.0200	0.00250
Cobalt	0.00439J	0.0200	0.00250
Copper	ND	0.0200	0.00200
Iron	0.410J	1.00	0.0400
Lead	ND	0.0100	0.00300
Magnesium	49.4	1.00	0.100
Manganese	2.45	0.0100	0.00300
Nickel	0.00597J	0.0200	0.00250
Potassium	0.342J	5.00	0.100
Selenium	ND	0.0100	0.00500
Silver	ND	0.0200	0.00300
Sodium	152	1.00	0.100
Thallium	0.00508J	0.0100	0.00500
Vanadium	ND	0.0100	0.00500
Zinc	0.0136J	0.100	0.00500

*SR 11/8/07*  
*gmc*

METHOD 3010A/6010B  
DISSOLVED METALS BY ICP

```

=====
Client      : MATRIX ENVIRONMENTAL SERVICES   Date Collected: 09/25/07 14:21
Project    : MCCLELLAN, AL                  Date Received: 09/26/07
SDG NO.    : 071212                         Date Extracted: 09/27/07 11:15
Sample ID  : DUPO80                          Date Analyzed: 10/04/07 19:39
Lab Samp ID: 1212-06                         Dilution Factor: 1
Lab File ID: ID8J004087                     Matrix          : WATER
Ext Btch ID: IPI043W                        % Moisture     : NA
Calib. Ref.: ID8J004079                     Instrument ID  : EMAXTID8
=====
  
```

PARAMETERS	RESULTS (mg/L)	RL (mg/L)	MDL (mg/L)
Aluminum	ND	0.200	0.0600
Antimony	ND	0.100	0.0100
Arsenic	ND	0.0100	0.00500
Barium	0.199	0.0100	0.00200
Beryllium	ND	0.0100	0.00100
Cadmium	ND	0.0100	0.00100
Calcium	81.4	1.00	0.100
Chromium	ND	0.0200	0.00250
Cobalt	0.00439J	0.0200	0.00250
Copper	ND	0.0200	0.00200
Iron	0.336J	1.00	0.0400
Lead	ND	0.0100	0.00300
Magnesium	49.3	1.00	0.100
Manganese	2.45	0.0100	0.00300
Nickel	0.00569J	0.0200	0.00250
Potassium	0.391J	5.00	0.100
Selenium	ND	0.0100	0.00500
Silver	ND	0.0200	0.00300
Sodium	152	1.00	0.100
Thallium	ND	0.0100	0.00500
Vanadium	ND	0.0100	0.00500
Zinc	0.0131J	0.100	0.00500

*SR 11/8/07  
JW*

METHOD 7470A  
MERCURY BY COLD VAPOR

Client : MATRIX ENVIRONMENTAL SERVICES  
Project : MCCLELLAN, AL  
Batch No. : 071212

Matrix : WATER  
Instrument ID : T1047

SAMPLE ID	EMAX SAMPLE ID	RESULTS (ug/L)	DLF	MOIST	RL (ug/L)	MDL (ug/L)	Analysis DATE/TIME	Extraction DATE/TIME	LFID	CAL REF	PREP BATCH	Collection DATE/TIME	Received DATE/TIME
MBLK1W	HGJ008WB	ND	1	NA	0.400	0.150	10/02/0719:22	10/02/0712:00	M47J004085	M47J004083	HGJ008W	NA	10/02/07
LCS1W	HGJ008WL	4.89	1	NA	0.400	0.150	10/02/0719:24	10/02/0712:00	M47J004086	M47J004083	HGJ008W	NA	10/02/07
LCD1W	HGJ008WC	5.13	1	NA	0.400	0.150	10/02/0719:26	10/02/0712:00	M47J004087	M47J004083	HGJ008W	NA	10/02/07
LF4-MW3	I212-03	ND	1	NA	0.400	0.150	10/02/0720:01	10/02/0712:00	M47J004104	M47J004095	HGJ008W	09/25/07	09/26/07
LF4-MW3MS	I212-03M	5.31	1	NA	0.400	0.150	10/02/0720:03	10/02/0712:00	M47J004105	M47J004095	HGJ008W	09/25/07	09/26/07
LF4-MW3MSD	I212-03S	5.36	1	NA	0.400	0.150	10/02/0720:06	10/02/0712:00	M47J004106	M47J004095	HGJ008W	09/25/07	09/26/07
MATERIAL021	I212-04	ND	1	NA	0.400	0.150	10/02/0720:12	10/02/0712:00	M47J004109	M47J004107	HGJ008W	09/25/07	09/26/07
LF4-MW4	I212-05	ND	1	NA	0.400	0.150	10/02/0720:14	10/02/0712:00	M47J004110	M47J004107	HGJ008W	09/25/07	09/26/07
DUP080	I212-06	ND	1	NA	0.400	0.150	10/02/0720:16	10/02/0712:00	M47J004111	M47J004107	HGJ008W	09/25/07	09/26/07
LF4-MW3AS	I212-03A	1.76	1	NA	0.400	0.150	10/03/0711:16	10/02/0712:00	M47J005010	M47J005008	HGJ008W	09/25/07	09/26/07
LF4-MW3DL	I212-03J	ND	5	NA	2.00	0.750	10/03/0711:19	10/02/0712:00	M47J005011	M47J005008	HGJ008W	09/25/07	09/26/07

SR 11/8/07  
JMK

METHOD 7470A  
DISSOLVED MERCURY BY COLD VAPOR

Client : MATRIX ENVIRONMENTAL SERVICES  
Project : MCCLELLAN, AL  
Batch No. : 071212

Matrix : WATER  
Instrument ID : T1047

SAMPLE ID	EMAX SAMPLE ID	RESULTS (ug/L)	DLF	MOIST	RL (ug/L)	MDL (ug/L)	Analysis DATE/TIME	Extraction DATE/TIME	LFID	CAL REF	PREP BATCH	Collection DATE/TIME	Received DATE/TIME
MBLK1W	HGJ008WB	ND	1	NA	0.400	0.150	10/02/0719:22	10/02/0712:00	M47J004085	M47J004083	HGJ008W	NA	10/02/07
LCS1W	HGJ008WL	4.89	1	NA	0.400	0.150	10/02/0719:24	10/02/0712:00	M47J004086	M47J004083	HGJ008W	NA	10/02/07
LCD1W	HGJ008WC	5.13	1	NA	0.400	0.150	10/02/0719:26	10/02/0712:00	M47J004087	M47J004083	HGJ008W	NA	10/02/07
LF4-MW3	1212-03	ND	1	NA	0.400	0.150	10/02/0720:19	10/02/0712:00	M47J004112	M47J004107	HGJ008W	09/25/07	09/26/07
LF4-MW3MS	1212-03M	5.18	1	NA	0.400	0.150	10/02/0720:21	10/02/0712:00	M47J004113	M47J004107	HGJ008W	09/25/07	09/26/07
LF4-MW3MSD	1212-03S	5.23	1	NA	0.400	0.150	10/02/0720:23	10/02/0712:00	M47J004114	M47J004107	HGJ008W	09/25/07	09/26/07
MATERIAL021	1212-04	ND	1	NA	0.400	0.150	10/02/0720:25	10/02/0712:00	M47J004115	M47J004107	HGJ008W	09/25/07	09/26/07
LF4-MW4	1212-05	ND	1	NA	0.400	0.150	10/02/0720:27	10/02/0712:00	M47J004116	M47J004107	HGJ008W	09/25/07	09/26/07
DUP080	1212-06	ND	1	NA	0.400	0.150	10/02/0720:29	10/02/0712:00	M47J004117	M47J004107	HGJ008W	09/25/07	09/26/07

RL: Reporting Limit

*SR 11/8/07  
Jelle*

07I201

### Chain of Custody

<b>McClellan</b>		<b>Site:</b> Parcel 81(5), Landfill 4		<b>COC#:</b> 2555	
<b>Lab:</b> EMAX		<b>SMCode (circle):</b> <u>Grab(G)</u> Composite (C), Discrete(D), Disturbed(S), Undiscrete (U), Unknown(z)		<b>Station:</b> LF4-MW1	
<b>Sample Date:</b> 9/24/07		<b>Sampling Technique (circle):</b> Bailer(B), <u>Bladder Pump(BP)</u> Core(C) Submersible Pump (SU), Encore(EN), Hydropunch(HP), Spoon(SN), Hand Auger(HA), Stainless Bucket(SS), Peristaltic Pump(PP), Grab(G)		<b>StationType:</b> MW	
<b>Contractor:</b> MES		<b>TBLot:</b> TBM092407		<b>Matrix:</b> Ground Water	
<b>Sampler Signature(s):</b> <i>J. Norem</i>		<b>EBLot:</b> _____		<b>Task#:</b> 04.094.031.02	
		<b>ABLot:</b> MBM092407		<b>CoolerID:</b>	
		<b>Sample Top:</b> 36'		<b>Sample Bottom (Units):</b> 41.8'	
<b>Time:</b>	<b>Label#:</b>	<b>Bottle, Preservative:</b>	<b>Method:</b>		
02:10:31	1	3 x 40 mL VOA vial, HCl	8260 VOCs (no TICs)		
↓	2	2 x 1 L amber glass, None	8270 SVOCs (no TICs)		
	3	1 x 250 mL poly, HNO3	6010, 7000 Metals (TOT, Unfilt)		
	4	1 x 250 mL poly, None	6010, 7000 Metals (DIS, Lab Filt)		
	<b>VOCs = Long analyte list, Dissolved metals = Lab to filter upon rec't</b>				
<p>QCCode: NS = Investigative Sample, FD = Field Duplicate, MS = Matrix Spike, MSD = Matrix Spike Duplicate, EB = Equipment Blank, TB = Trip Blank, WQ = Water Quality, WS = Source Water, SP = Seep          StationType: MW = Monitoring Well, BH = Bore Hole, DS = IDW Soil, SD = Sediment Point, SW = Surface Water, SE = Seep, SS = Surface Soil</p> <p>White Original COC (Lab Copy) - Yellow COC (Field Office) - Pink COC (Data Management)</p>					

T = 3.0 °C

<b>Relinquished by (Signature):</b> <i>J. Norem</i>	<b>Date/Time:</b> 9/24/07 15:00	<b>Received by (Signature):</b> FEDEX
<b>Relinquished by (Signature):</b>	<b>Date/Time:</b> 9/25/07 9:30	<b>Received by (Signature):</b> <i>J. Behr</i>
<b>Relinquished by (Signature):</b>	<b>Date/Time:</b>	<b>Received by (Signature):</b>
<b>Airbill Number:</b>		

### Chain of Custody

07 I 201

<b>McClellan</b>		<b>Site:</b> Parcel 81(5), Landfill 4		<b>COC#:</b> 2556	
<b>Lab:</b> EMAX		<b>SMCode (circle):</b> <u>Grab(G)</u> Composite (C), Discrete(D), Disturbed(S), Undiscrete (U), Unknown(z)		<b>Station:</b> LF4-MW2	
<b>Sample Date:</b> 9/24/07		<b>Sampling Technique (circle):</b> Bailer(B) <u>Bladder Pump(BP)</u> Core(C) Submersible Pump (SU), Encore(EN), Hydropunch(HP), Spoon(SN), Hand Auger(HA), Stainless Bucket(SS), Peristaltic Pump(PP), Grab(G)		<b>StationType:</b> MW	
<b>Contractor:</b> MES		<b>TBLot:</b> TBM092407		<b>SampleTop:</b> 31'	
<b>Sampler Signature(s):</b> <i>[Signature]</i>		<b>EBLot:</b> _____		<b>SampleBottom (Units):</b> 36'	
<b>ABLot:</b> MBN092407					
<b>Time:</b>	<b>Label#:</b>	<b>Bottle, Preservative:</b>	<b>Method:</b>		
03 12:21 ↓	1	3 x 40 mL VOA vial, HCl	8260 VOCs (no TICs)		
	2	2 x 1 L amber glass, None	8270 SVOCs (no TICs)		
	3	1 x 250 mL poly, HNO3	6010, 7000 Metals (TOT, Unfilt)		
	4	1 x 250 mL poly, None	6010, 7000 Metals (DIS, Lab Filt)		
<b>VOCs = Long analyte list, Dissolved metals = Lab to filter upon rec't</b>					
<p>QCCode: NS = Investigative Sample, FD = Field Duplicate, MS = Matrix Spike, MSD = Matrix Spike Duplicate, EB = Equipment Blank, TB = Trip Blank, WQ = Water Quality, WS = Source Water, SP = Seep                  StationType: MW = Monitoring Well, BH = Bore Hole, DS = IDW Soil, SD = Sediment Point, SW = Surface Water, SE = Seep, SS = Surface Soil</p> <p>White Original COC (Lab Copy) - Yellow COC (Field Office) - Pink COC (Data Managment)</p>					

T=3.0°C

<b>Relinquished by (Signature):</b> <i>[Signature]</i>	<b>Date/Time:</b> 9/24/07 15:00	<b>Received by (Signature):</b> FEDEX
<b>Relinquished by (Signature):</b>	<b>Date/Time:</b> 9/25/07 9:30	<b>Received by (Signature):</b> <i>[Signature]</i>
<b>Relinquished by (Signature):</b>	<b>Date/Time:</b>	<b>Received by (Signature):</b>
<b>Airbill Number:</b>		

07I 212

### Chain of Custody

McClellan Lab: EMAX		Site: Parcel 81(5), Landfill 4		COC#: 2557	
Sample Date: <sup>SW</sup> 9/25/07		SMCode (circle): <u>Grab(G)</u> Composite (C), Discrete(D), Disturbed(S), Undiscrete (U), Unknown(z)		Station: LF4-MW3 StationType: MW QCCode: NS	
Contractor: MES		Sampling Technique (circle): Bailer(B), <u>Bladder Pump(BP)</u> , Core(C) Submersible Pump (SU), Encore(EN), Hydropunch(HP), Spoon(SN), Hand Auger(HA), Stainless Bucket(SS), Peristaltic Pump(PP), Grab(G)		Matrix: Ground Water Task#: 04.094.031.02 CoolerID:	
Sampler Signature(s): <i>JNorem</i>		TBLot: <u>TBN092507</u>	SampleTop: 25'	SampleBottom (Units): 31'	
EBLot: <u>_____</u>		ABLot: <u>HBN092407</u>			
Time:	Label#:	Bottle, Preservative:	Method:		
③ 11:06 ↓	1	3 x 40 mL VOA vial, HCl	8260 VOCs (no TICs)		
	2	2 x 1 L amber glass, None	8270 SVOCs (no TICs)		
	3	1 x 250 mL poly, HNO3	6010, 7000 Metals (TOT, Unfilt)		
	4	1 x 250 mL poly, None	6010, 7000 Metals (DIS, Lab Filt)		
VOCs = Long analyte list, Dissolved metals = Lab to filter upon rec't					
QCCode: NS = Investigative Sample, FD = Field Duplicate, MS = Matrix Spike, MSD = Matrix Spike Duplicate, EB = Equipment Blank, TB = Trip Blank, WQ = Water Quality, WS = Source Water, SP = Seep StationType: MW = Monitoring Well, BH = Bore Hole, DS = IDW Soil, SD = Sediment Point, SW = Surface Water, SE = Seep, SS = Surface Soil					
White Original COC (Lab Copy) - Yellow COC (Field Office) - Pink COC (Data Management)					

Relinquished by (Signature): <i>JNorem</i>	Date/Time: <sup>SW</sup> 9/25/07 15:00	Received by (Signature): <i>Fedex</i>
Relinquished by (Signature):	Date/Time: 9/26/07 0930	Received by (Signature): <i>[Signature]</i>
Relinquished by (Signature):	Date/Time:	Received by (Signature):
Airbill Number:		

07I212

### Chain of Custody

McClellan		Site: Parcel 81(5), Landfill 4		COC#: 2564	
Lab: EMAX		SMCode (circle): <u>Grab(G)</u> Composite (C), Discrete(D), Disturbed(S), Undiscrete (U), Unknown(z)		Station: LF4-MW3	
Sample Date: 9/25/07		Sampling Technique (circle): <u>Bladder Pump(BP)</u> Core(C) Submersible Pump (SU), Encore(EN), Hydropunch(HP), Spoon(SN), Hand Auger(HA), Stainless Bucket(SS), Peristaltic Pump(PP), Grab(G) <i>SN</i>		StationType: MW	
Contractor: MES		TBLot: <u>TBM092407</u>		Matrix: Ground Water	
Sampler Signature(s): <i>JNorem</i>		EBLot: _____		Task#: 04.094.031.02	
		ABLot: <u>TBM092407</u>		CoolerID:	
		Sample Top: 25'		Sample Bottom (Units): 31'	

Time:	Label#:	Bottle, Preservative:	Method:
③ 11:06 ↓	1	6 x 40 mL VOA vial, HCl	8260 VOCs (no TICs)
	2	2 x 1 L amber glass, None	8270 SVOCs (no TICs)
	3	2 x 250 mL poly, HNO3	6010, 7000 Metals (TOT, Unfilt)
	4	2 x 250 mL poly, None	6010, 7000 Metals (DIS, Lab Filt)

VOCs = Long analyte list, Dissolved metals = Lab to filter upon rec't

QCCode: NS = Investigative Sample, FD = Field Duplicate, MS = Matrix Spike, MSD = Matrix Spike Duplicate, EB = Equipment Blank, TB = Trip Blank, WQ = Water Quality, WS = Source Water, SP = Seep  
 StationType: MW = Monitoring Well, BH = Bore Hole, DS = IDW Soil, SD = Sediment Point, SW = Surface Water, SE = Seep, SS = Surface Soil

White Original COC (Lab Copy) - Yellow COC (Field Office) - Pink COC (Data Management)

Relinquished by (Signature): <i>JNorem</i>	Date/Time: 9/25/07 15:00	Received by (Signature): <i>FEDEX</i>
Relinquished by (Signature):	Date/Time: 9/26/07 0930	Received by (Signature): <i>[Signature]</i>
Relinquished by (Signature):	Date/Time:	Received by (Signature):

Airbill Number:

### Chain of Custody

07I212

McClellan Lab: EMAX		Site: Parcel 81(5), Landfill 4		COC#: 2558	
Sample Date: 9/25/07		SMCode (circle): <u>Grab(G)</u> , Composite (C), Discrete(D), Disturbed(S), Undiscrete (U), Unknown(z)		Station: LF4-MW4	
Contractor: MES		Sampling Technique (circle): Bailer(B), <u>Bladder Pump(BP)</u> , Core(C)		StationType: MW	
Sampler Signature(s): <i>[Signature]</i>		Submersible Pump (SU), Encore(EN), Hydropunch(HP), Spoon(SN), Hand Auger(HA), Stainless Bucket(SS), Peristaltic Pump(PP), Grab(G)		QCCode: NS	
TBLot: <u>TBM092507A</u>		Sample Top: 20'		Matrix: Ground Water	
EBLot: <u>---</u>		Sample Bottom (Units): 25'		Task#: 04.094.031.02	
ABLot: <u>TBM092507</u>				CoolerID: <u>A</u>	
Time:	Label#:	Bottle, Preservative:	Method:		
<span style="font-size: 1.5em;">⑤</span> <span style="font-size: 1.5em;">14:21</span> <span style="font-size: 2em;">↓</span>	1	3 x 40 mL VOA vial, HCl	8260 VOCs (no TICs)		
	2	2 x 1 L amber glass, None	8270 SVOCs (no TICs)		
	3	1 x 250 mL poly, HNO3	6010, 7000 Metals (TOT, Unfilt)		
	4	1 x 250 mL poly, None	6010, 7000 Metals (DIS, Lab Filt)		
<p><b>VOCs = Long analyte list, Dissolved metals = Lab to filter upon rec't</b></p> <p>QCCode: NS = Investigative Sample, FD = Field Duplicate, MS = Matrix Spike, MSD = Matrix Spike Duplicate, EB = Equipment Blank, TB = Trip Blank, WQ = Water Quality, WS = Source Water, SP = Seep                  StationType: MW = Monitoring Well, BH = Bore Hole, DS = IDW Soil, SD = Sediment Point, SW = Surface Water, SE = Seep, SS = Surface Soil</p> <p>White Original COC (Lab Copy) - Yellow COC (Field Office) - Pink COC (Data Management)</p>					

Relinquished by (Signature): <i>[Signature]</i>	Date/Time: 9/25/07 15:00	Received by (Signature): <i>FEDEX</i>
Relinquished by (Signature):	Date/Time: 9/26/07 0930	Received by (Signature): <i>[Signature]</i>
Relinquished by (Signature):	Date/Time:	Received by (Signature):
Airbill Number:		

### Chain of Custody

07J212

McClellan		Site: Parcel 81(5), Landfill 4		COC#: 2563	
Lab: EMAX		SMCode (circle): <u>Grab(G)</u> Composite (C), Discrete(D), Disturbed(S), Undiscrete (U), Unknown(z)		Station: DUP080	
Sample Date: 9/25/07		Sampling Technique (circle): <u>Bailer(B)</u> , Bladder Pump(BP), <u>Core(C)</u> Submersible Pump (SU), Encore(EN), Hydropunch(HP), Spoon(SN), Hand Auger(HA), Stainless Bucket(SS), Peristaltic Pump(PP), Grab(G)		StationType: MW	
Contractor: MES		TBLot: <u>TBMO92507A</u>		Matrix: Ground Water	
Sampler Signature(s): <i>J. Norem</i>		EBLot: _____		Task#: 04.094.031.02	
		ABLot: <u>TBMO92407</u>		CoolerID: <u>A</u>	
		SampleTop: <u>20'</u>		SampleBottom (Units): <u>25'</u>	

Time:	Label#:	Bottle, Preservative:	Method:
<span style="font-size: 1.5em;">⑥</span> <span style="font-size: 1.5em;">14:21</span> <span style="font-size: 2em;">↓</span>	1	3 x 40 mL VOA vial, HCl	8260 VOCs (no TICs)
	2	2 x 1 L amber glass, None	8270 SVOCs (no TICs)
	3	1 x 250 mL poly, HNO3	6010, 7000 Metals (TOT, Unfilt)
	4	1 x 250 mL poly, None	6010, 7000 Metals (DIS, Lab Filt)

**VOCs = Long analyte list, Dissolved metals = Lab to filter upon rec't**

QCCode: NS = Investigative Sample, FD = Field Duplicate, MS = Matrix Spike, MSD = Matrix Spike Duplicate, EB = Equipment Blank, TB = Trip Blank, WQ = Water Quality, WS = Source Water, SP = Seep  
 StationType: MW = Monitoring Well, BH = Bore Hole, DS = IDW Soil, SD = Sediment Point, SW = Surface Water, SE = Seep, SS = Surface Soil

White Original COC (Lab Copy) - Yellow COC (Field Office) - Pink COC (Data Management)

Relinquished by (Signature): <i>J. Norem</i>	Date/Time: 9/25/07 15:00	Received by (Signature): <i>Fedex</i>
Relinquished by (Signature):	Date/Time: 9/26/07 0900	Received by (Signature): <i>[Signature]</i>
Relinquished by (Signature):	Date/Time:	Received by (Signature):

Airbill Number:

07 I 201

### Chain of Custody

COC#: 2559

McClellan Lab: EMAX	Site: Parcel 81(5), Landfill 4	Station: LF4-MW5
Sample Date: 9/24/07 9/25/07	SMCode (circle): <u>Grab(G)</u> Composite (C), Discrete(D), Disturbed(S), Undiscrete (U), Unknown(z)	StationType: MW
Contractor: MES	Sampler Signature(s): <i>J. Verem</i>	QCCode: NS
	Sampling Technique (circle): <u>Bailer(B)</u> <u>Bladder Pump(BP)</u> , Core(C) Submersible Pump (SU), Encore(EN), Hydropunch(HP), Spoon(SN), Hand Auger(HA), Stainless Bucket(SS), Peristaltic Pump(PP), Grab(G)	Matrix: Ground Water
	TBLot: <u>TBM092407</u>	Task#: 04.094.031.02
	EBLot: _____	CoolerID: <i>A W</i>
	ABLot: <u>MBM092407</u>	SampleTop: 25'
		SampleBottom (Units): 32'

Time:	Label#:	Bottle, Preservative:	Method:
04 14:41	1	3 x 40 mL VOA vial, HCl	8260 VOCs (no TICs)
	2	2 x 1 L amber glass, None	8270 SVOCs (no TICs)
	3	1 x 250 mL poly, HNO3	6010, 7000 Metals (TOT, Unfilt)
	4	1 x 250 mL poly, None	6010, 7000 Metals (DIS, Lab Filt)

VOCs = Long analyte list, Dissolved metals = Lab to filter upon rec't

QCCode: NS = Investigative Sample, FD = Field Duplicate, MS = Matrix Spike, MSD = Matrix Spike Duplicate, EB = Equipment Blank, TB = Trip Blank, WQ = Water Quality, WS = Source Water, SP = Seep  
 StationType: MW = Monitoring Well, BH = Bore Hole, DS = IDW Soil, SD = Sediment Point, SW = Surface Water, SE = Seep, SS = Surface Soil

White Original COC (Lab Copy) - Yellow COC (Field Office) - Pink COC (Data Management)

T=3.0°C

Relinquished by (Signature): <i>J. Verem</i>	Date/Time: 9/24/07 15:00	Received by (Signature): <i>Fedex</i>
Relinquished by (Signature):	Date/Time: 9/25/07 9:30	Received by (Signature): <i>J. Verem</i>
Relinquished by (Signature):	Date/Time:	Received by (Signature):

Airbill Number:

### Chain of Custody

075212

**COC#:** 2562

<b>McClellan</b>	<b>Site:</b> McClellan Field QC		<b>Station:</b> MATERIAL021	
<b>Lab:</b> EMAX	<b>SMCode (circle):</b> <u>Grab(G)</u> , Composite (C), Discrete(D), Disturbed(S), Undiscrete (U), Unknown(z)		<b>StationType:</b> WQ	
<b>Sample Date:</b> 9/25/07	<b>Sampling Technique (circle):</b> Bailer(B), <u>Bladder Pump(BP)</u> , Core(C) Submersible Pump (SU), Encore(EN), Hydropunch(HP), Spoon(SN), Hand Auger(HA), Stainless Bucket(SS), Peristaltic Pump(PP), Grab(G)		<b>QCCode:</b> WS	
<b>Contractor:</b> MES	<b>Sampler Signature(s):</b> <i>J. Verem</i>	<b>TBLot:</b> TBM092507A	<b>Sample Top:</b> NA	<b>Sample Bottom (Units):</b> NA
		<b>EBLot:</b> —		
		<b>ABLot:</b> HBM092401		
<b>Time:</b>	<b>Label#:</b>	<b>Bottle, Preservative:</b>	<b>Method:</b>	
④ 12:00 ↓ ↓	1	3 x 40 mL VOA vial, HCl	8260 VOCs (no TICs)	
	2	2 x 1 L amber glass, None	8270 SVOCs (no TICs)	
	3	1 x 250 mL poly, HNO3	6010, 7000 Metals (TOT, Unfilt)	
	4	1 x 250 mL poly, None	6010, 7000 Metals (DIS, Lab Filt)	
<p><b>VOCs = Long analyte list, Dissolved metals = Lab to filter upon rec't</b></p> <p>QCCode: NS = Investigative Sample, FD = Field Duplicate, MS = Matrix Spike, MSD = Matrix Spike Duplicate, EB = Equipment Blank, TB = Trip Blank, WQ = Water Quality, WS = Source Water, SP = Seep                  StationType: MW = Monitoring Well, BH = Bore Hole, DS = IDW Soil, SD = Sediment Point, SW = Surface Water, SE = Seep, SS = Surface Soil</p> <p>White Original COC (Lab Copy) - Yellow COC (Field Office) - Pink COC (Data Management)</p>				

<b>Relinquished by (Signature):</b> <i>J. Verem</i>	<b>Date/Time:</b> 9/25/07 15:00	<b>Received by (Signature):</b> FEDEX
<b>Relinquished by (Signature):</b>	<b>Date/Time:</b> 9/26/07 0930	<b>Received by (Signature):</b> <i>[Signature]</i>
<b>Relinquished by (Signature):</b>	<b>Date/Time:</b>	<b>Received by (Signature):</b>
<b>Airbill Number:</b>		

07I212

**Chain of Custody**

**COC#: 2540**  
**Station: TB189**  
**StationType: WQ**  
**QCCode: TB**  
**Matrix: Water**  
**Task#: 03.094.018.02**  
**CoolerID: A**

**McClellan**  
**Lab: EMAX**  
**Site: Parcel 94(7), Chem Laundry/Motor Pool**  
**SMCode (circle):** Grab(G), Composite (C), Discrete(D), Disturbed(S), Undiscrete (U), Unknown(z)  
**Sample Date:** 9/25/07  
**Sampling Technique (circle):** Bailer(B), Bladder Pump(BP), Core(C), Submersible Pump (SU), Encore(EN), Hydropunch(HP), Spoon(SN), Hand Auger(HA), Stainless Bucket(SS), Peristaltic Pump(PP), Grab(G)

**Contractor: MES**  
**Sampler Signature(s):** *J. Verem*  
**TBLot: TB1092507A**  
**EBLot: \_\_\_\_\_**  
**ABLot: MB1092407**

**SampleTop: NA**  
**SampleBottom (Units): NA**

Time:	Label#:	Bottle, Preservative:	Method:
② 12:00	1	2 x 40 mL VOA vial, HCl	8260 MNA VOCs (no TICs)

**Round 6. Dissolved metals samples (collected in unpreserved bottles) to be filtered by laboratory.**

QCCode: NS = Investigative Sample, FD = Field Duplicate, MS = Matrix Spike, MSD = Matrix Spike Duplicate, EB = Equipment Blank, TB = Trip Blank, WQ = Water Quality, WS = Source Water, SP = Seep  
 StationType: MW = Monitoring Well, BH = Bore Hole, DS = IDW Soil, SD = Sediment Point, SW = Surface Water, SE = Seep, SS = Surface Soil

White Original COC (Lab Copy) - Yellow COC (Field Office) - Pink COC (Data Management)

Relinquished by (Signature): <i>J. Verem</i>	Date/Time: 9/25/07 15:00	Received by (Signature): <i>FEDEX</i>
Relinquished by (Signature):	Date/Time: 9/24/07 0930	Received by (Signature): <i>[Signature]</i>
Relinquished by (Signature):	Date/Time:	Received by (Signature):

Airbill Number:

MX. 0701

07 I 201

### Chain of Custody

McClellan Lab: EMAX		Site: McClellan Field QC		COC#: 2560	
Sample Date: 9/24/07		SMCode (circle): <u>Grab(G)</u> , Composite (C), Discrete(D), Disturbed(S), Undiscrete (U), Unknown(z)		Station: TB193 StationType: WQ QCCode: TB	
Contractor: MES		Sampling Technique (circle): Bailer(B), <u>Bladder Pump(BP)</u> , Core(C)		Matrix: Water	
Sampler Signature(s): <i>J. Norem</i>		Submersible Pump (SU), Encore(EN), Hydropunch(HP), Spoon(SN), Hand Auger(HA), Stainless Bucket(SS), Peristaltic Pump(PP), Grab(G)		Task#: 04.094.031.02 CoolerID:	
TBLot: TB M072407		EBLot: —		SampleTop: NA	
ABLot: TB M072407		NA		SampleBottom (Units): NA	
Time:	Label#:	Bottle, Preservative:	Method:		
01 12:00	1	2 x 40 mL VOA vial, HCl	8260 VOCs (no TICs)		
<p>VOCs = Long analyte list</p> <p>QCCode: NS = Investigative Sample, FD = Field Duplicate, MS = Matrix Spike, MSD = Matrix Spike Duplicate, EB = Equipment Blank, TB = Trip Blank, WQ = Water Quality, WS = Source Water, SP = Seep            StationType: MW = Monitoring Well, BH = Bore Hole, DS = IDW Soil, SD = Sediment Point, SW = Surface Water, SE = Seep, SS = Surface Soil</p> <p>White Original COC (Lab Copy) - Yellow COC (Field Office) - Pink COC (Data Management)</p>					

T-3.0°C

Relinquished by (Signature): <i>J. Norem</i>	Date/Time: 9/24/07 15:00	Received by (Signature): PEDEX
Relinquished by (Signature):	Date/Time: 9/25/07 9:30 AM	Received by (Signature): <i>[Signature]</i>
Relinquished by (Signature):	Date/Time:	Received by (Signature):
Airbill Number:		

07I212

MX-0401-

### Chain of Custody

COC#: 2561  
 Station: TB194  
 StationType: WQ  
 QCCode: TB

McClellan  
 Lab: EMAX  
 Site: McClellan Field QC  
 SMCode (circle): Grab(G) Composite (C), Discrete(D), Disturbed(S), Undiscrete (U), Unknown(z)

Sample Date: <sup>25 JN</sup> 9/24/07  
 Sampling Technique (circle): Bailer(B), Bladder Pump(BP), Core(C)  
 Submersible Pump (SU), Encore(EN), Hydropunch(HP), Spoon(SN), Hand Auger(HA), Stainless Bucket(SS), Peristaltic Pump(PP), Grab(G) <sup>JN</sup>

Matrix: Water  
 Task#: 04.094.031.02  
 CoolerID: ~~A~~ JN

Contractor: MES  
 Sampler Signature(s): *[Signature]*

TBLot: ~~TBMD092407A~~ <sup>25 JN</sup>  
 EBLot:             
 ABLot: MBM092407

SampleTop: NA  
 SampleBottom (Units): NA

Time:                      Label#:                      Bottle, Preservative:                      Method:

①

12:00                      1                      2 x 40 mL VOA vial, HCl  
 8260 VOCs (no TICs)

#### VOCs = Long analyte list

QCCode: NS = Investigative Sample, FD = Field Duplicate, MS = Matrix Spike, MSD = Matrix Spike Duplicate, EB = Equipment Blank, TB = Trip Blank, WQ = Water Quality, WS = Source Water, SP = Seep  
 StationType: MW = Monitoring Well, BH = Bore Hole, DS = IDW Soil, SD = Sediment Point, SW = Surface Water, SE = Seep, SS = Surface Soil

White Original COC (Lab Copy) - Yellow COC (Field Office) - Pink COC (Data Management)

T = 3.8 °C  
 T = 3.5 °C

Relinquished by (Signature): <i>[Signature]</i>	Date/Time: <sup>25 JN</sup> 9/24/07 15:00	Received by (Signature): <i>[Signature]</i>
Relinquished by (Signature):	Date/Time: 9/26/07 0930	Received by (Signature): <i>[Signature]</i>
Relinquished by (Signature):	Date/Time:	Received by (Signature):
Airbill Number:		