



**DEPARTMENT OF THE ARMY**  
MOBILE DISTRICT, CORPS OF ENGINEERS  
P.O. BOX 2288  
MOBILE, ALABAMA 36628-0001  
November 2, 2007

REPLY TO  
ATTENTION OF:

District Engineer

Glenn M. Page, P.E.  
General Manager  
Cobb County-Marietta Water Authority  
1660 Barnes Mill Road  
Marietta, Georgia 30062

Dear Mr. Page:

As you are aware, under the authority of the Water Supply Act of 1958, the U.S. Army Corps of Engineers (Corps) can make water supply storage available for municipal and industrial (M&I) purposes. Although this legislation authorizes the Corps to enter into contracts with states and local interests for storage space at Corps reservoirs for M&I use, it does not authorize the Corps to sell or allocate quantities of water. Instead, the allocation and administration of water and water rights is governed by the states under various state permitting regimes. On October 10, 1963, your agency, the Cobb County Marietta Water Authority (CCMWA), entered into a storage contract with the Corps which conveyed to CCMWA the right to utilize storage space at Lake Allatoona to store water granted to CCMWA by the State of Georgia.

Recently, questions have been raised about whether CCMWA has made more use of storage space than is provided in the storage contract. Based on information you have provided, calculations have been made to determine the amount of storage used by CCMWA. Our preliminary calculations indicate that CCMWA has substantially exceeded the storage allocation provided in the water supply storage contract.

In the interest of insuring the accuracy of these calculations, I am providing the enclosed spreadsheet so that you may review our calculations. I respectfully request that you provide within ten days of the receipt of this letter any comments or additional information you would like me to consider regarding this matter, including any information concerning your ability to meet your water supply needs from drawing on other sources. In determining our future course of action, I will carefully consider any additional information you provide.

I am also sharing this information with other affected stakeholders for their comment within the same ten day period. I appreciate the efforts you and the other water users within the State of Georgia have taken and look forward to your continued cooperation as we work together during this time of severe drought. If you have any questions, please feel free to contact me.

Sincerely,



Byron G. Jorns  
Colonel, Corps of Engineers  
District Commander

## Explanation of Contract Storage Spreadsheet

The spreadsheet uses water withdrawal information provided by the users. Based on the withdrawals, calculations are made to determine remaining storage with and without credit for returns. The spreadsheet uses the calculation premise of  $\text{Change in Storage} = \text{Inflow} - \text{Discharge}$ .

There are three users tracked in the spreadsheet for Allatoona: CCMWA, the City of Cartersville, and the Corps. Each account is tracked by  $\text{User Change in Storage} = \text{Prorated Inflow} - \text{Withdrawal}$ . The inflow is prorated based on the user storage percentage: Cartersville = 2.24 %, CCMWA = 4.62 % with the Corps receiving the remainder. When a Users storage account is full, their prorated inflow is then distributed to the other users.

The sheets "Storage\_Accounting" track remaining storage for each account without considering returns to the lake and "Storage\_Accounting wRet" tracks the storage with full returns.

Please note that this information is preliminary and may be revised based on responses to policy questions that have been posed to HQUSACE.

**ALLATOONA STORAGE ACCOUNTING**  
 CONVERSIONS  
 MG TO DSF  
 1.547287558

Prepared at the request of counsel in anticipation of litigation.  
 Attorney Work Product. Do not release. Do not forward.  
 Don't transmit electronically--hard copy to OC only. Thank you.

Storage Account

ALLOCATED STORAGE	Initial STORAGE
CARTERSVILLE	66386
CCMWA	3212
<u>Reservoir</u>	4.62%
<u>Inflow</u>	6625
<u>Computed</u>	<u>Water Withdrawals</u>

Month	COE		CCMWA		Cartersville		Flood	Monthly Total		
	DSF	%	DSF	%	DSF	%	DSF	DSF	DSF	DSF
Jan-91	68209	51%	6625	100%	3212	100%	0	61705	1439	370
Feb-91	95377	71%	6625	100%	3212	100%	0	73599	1647	336
Mar-91	117148	88%	6625	100%	3212	100%	0	100645	1660	385
Apr-91	133639	100%	6625	100%	3212	100%	11494	78203	1512	381
May-91	133639	100%	6625	100%	3212	100%	3811	103749	1572	394
Jun-91	133639	100%	6625	100%	3212	100%	10504	53409	1813	403
Jul-91	133639	100%	6625	100%	3212	100%	8462	50184	1805	400
Aug-91	133639	100%	6625	100%	3212	100%	5081	53513	1730	387
Sep-91	121721	91%	6625	100%	3212	100%	0	41857	1634	372
Oct-91	96678	72%	6042	91%	3212	100%	0	23861	1692	382
Nov-91	73205	55%	6578	99%	3212	100%	0	43031	1478	373
Dec-91	54657	41%	6625	100%	3212	100%	0	53358	1349	368
Jan-92	59170	44%	6625	100%	3212	100%	0	67339	1365	363
Feb-92	99633	75%	6625	100%	3212	100%	0	89880	1272	340
Mar-92	115750	87%	6625	100%	3212	100%	0	96008	1450	369
Apr-92	133225	100%	6625	100%	3212	100%	0	61617	1519	369
May-92	133639	100%	6625	100%	3212	100%	9637	38871	1739	415
Jun-92	133639	100%	6625	100%	3212	100%	6606	40469	1660	436
Jul-92	133639	100%	6625	100%	3212	100%	4234	47617	1853	429
Aug-92	133639	100%	6625	100%	3212	100%	6730	39496	1688	434
Sep-92	124531	93%	6526	99%	3212	100%	0	31502	1567	417
Oct-92	114311	86%	6410	97%	3212	100%	0	32006	1608	425
Nov-92	93068	70%	6625	100%	3212	100%	0	100291	1414	359
Dec-92	64769	48%	6625	100%	3212	100%	0	129782	1407	367
Jan-93	85777	64%	6625	100%	3212	100%	0	164976	1448	380
Feb-93	95736	72%	6625	100%	3212	100%	0	84786	1282	335
Mar-93	119576	89%	6625	100%	3212	100%	0	109514	1928	401



Prepared at the request of counsel in anticipation of litigation.  
 Attorney Work Product. Do not release. Do not forward.  
 Don't transmit electronically--hard copy to OC only. Thank you.

Month	COE		CCMWA		Cartersville		Flood	Reservoir Inflow Computed	Water Withdrawals		
	DSF	%	DSF	%	DSF	%	DSF		CCMWA	Cartersville	Monthly Total
Apr-93	133639	100%	6625	100%	3212	100%	2964	81843	2186	391	
May-93	133639	100%	6625	100%	3212	100%	7843	59815	1963	443	
Jun-93	133639	100%	6625	100%	3212	100%	4113	36275	2155	483	
Jul-93	117559	88%	4956	75%	3071	96%	0	19604	2573	580	
Aug-93	113573	85%	3403	51%	2895	90%	0	18149	2392	582	
Sep-93	97877	73%	1884	28%	2594	81%	0	10516	2005	536	
Oct-93	78135	58%	873	13%	2378	74%	0	14486	1680	541	
Nov-93	63930	48%	1191	18%	2583	80%	0	30092	1071	469	
Dec-93	59220	44%	1214	18%	2928	91%	0	36427	1659	470	
Jan-94	63300	47%	1876	28%	3212	100%	0	53001	1804	502	
Feb-94	89760	67%	3958	60%	3212	100%	0	71329	1265	465	
Mar-94	133639	100%	6625	100%	3212	100%	6482	111089	1434	504	
Apr-94	133639	100%	6625	100%	3212	100%	6482	91307	1698	520	
May-94	133639	100%	6625	100%	3212	100%	9576	45184	1907	556	
Jun-94	133639	100%	6625	100%	3212	100%	18312	51550	1906	581	
Jul-94	133639	100%	6625	100%	3212	100%	1512	47643	1729	557	
Aug-94	133639	100%	6625	100%	3212	100%	2904	46599	1728	579	
Sep-94	106016	79%	6119	92%	3212	100%	0	26332	1724	557	
Oct-94	58165	44%	6166	93%	3212	100%	0	33701	1518	551	
Nov-94	62214	47%	6309	95%	3212	100%	0	33587	1421	483	
Dec-94	50460	38%	6625	100%	3212	100%	0	39505	1480	447	
Jan-95	73388	55%	6625	100%	3212	100%	0	55592	1515	477	
Feb-95	99736	75%	6625	100%	3212	100%	0	93235	1351	446	
Mar-95	103720	78%	6625	100%	3212	100%	0	92809	1549	518	
Apr-95	129618	97%	6625	100%	3212	100%	0	49407	1828	490	
May-95	133639	100%	6625	100%	3212	100%	847	40612	1844	554	
Jun-95	133639	100%	6625	100%	3212	100%	4839	36037	1928	556	
Jul-95	121065	91%	4844	73%	2939	92%	0	16147	2526	634	
Aug-95	119641	90%	3848	58%	2988	93%	0	31454	2449	655	
Sep-95	98227	74%	2476	37%	2853	89%	0	18983	2249	561	
Oct-95	98699	74%	3918	59%	3212	100%	0	76892	2144	581	

Prepared at the request of counsel in anticipation of litigation.  
 Attorney Work Product. Do not release. Do not forward.  
 Don't transmit electronically--hard copy to OC only. Thank you.

**Storage Account**

Month	COE		CCMWA		Cartersville		Flood	
	DSF	%	DSF	%	DSF	%	DSF	%
Nov-95	64600	48%	6283	95%	3212	100%	0	
Dec-95	52010	39%	6625	100%	3212	100%	0	
Jan-96	127264	95%	6625	100%	3212	100%	0	
Feb-96	91668	69%	6625	100%	3212	100%	0	
Mar-96	109872	82%	6625	100%	3212	100%	0	
Apr-96	133639	100%	6625	100%	3212	100%	6668	
May-96	133639	100%	6625	100%	3212	100%	6368	
Jun-96	133639	100%	6625	100%	3212	100%	1210	
Jul-96	133639	100%	5959	90%	3212	100%	0	
Aug-96	129761	97%	4708	71%	3212	100%	0	
Sep-96	116986	88%	3792	57%	3209	100%	0	
Oct-96	103100	77%	2568	39%	3033	94%	0	
Nov-96	75846	57%	2075	31%	3189	99%	0	
Dec-96	56257	42%	2804	42%	3212	100%	0	
Jan-97	73212	55%	4685	71%	3212	100%	0	
Feb-97	107825	81%	6625	100%	3212	100%	0	
Mar-97	114702	86%	6625	100%	3212	100%	0	
Apr-97	133639	100%	6625	100%	3212	100%	14451	
May-97	133639	100%	6625	100%	3212	100%	12552	
Jun-97	133639	100%	6625	100%	3212	100%	8029	
Jul-97	133639	100%	6625	100%	3212	100%	3085	
Aug-97	126890	95%	5576	84%	3190	99%	0	
Sep-97	132925	99%	4737	72%	3212	100%	0	
Oct-97	133639	100%	6625	100%	3212	100%	7410	
Nov-97	69128	52%	6625	100%	3212	100%	0	
Dec-97	60080	45%	6625	100%	3212	100%	0	
Jan-98	67684	51%	6625	100%	3212	100%	0	
Feb-98	96864	72%	6625	100%	3212	100%	0	
Mar-98	123854	93%	6625	100%	3212	100%	0	
Apr-98	133639	100%	6625	100%	3212	100%	10566	
May-98	133639	100%	6625	100%	3212	100%	11246	

**Reservoir Inflow Computed**      **Water Withdrawals**

Month	CCMWA		Cartersville	
	DSF	%	DSF	%
Nov-95	90098	1866	520	
Dec-95	49739	1907	502	
Jan-96	138877	1689	547	
Feb-96	112048	1604	512	
Mar-96	169542	1484	543	
Apr-96	87111	1502	556	
May-96	55403	2259	621	
Jun-96	39623	2432	596	
Jul-96	22731	2601	627	
Aug-96	27722	2532	589	
Sep-96	24207	2033	545	
Oct-96	16951	2007	555	
Nov-96	29051	1835	495	
Dec-96	55412	1862	507	
Jan-97	80103	1877	549	
Feb-97	85235	1833	476	
Mar-97	104095	2203	532	
Apr-97	64078	1775	518	
May-97	65818	2076	579	
Jun-97	57768	1841	553	
Jul-97	46756	2397	594	
Aug-97	26040	2251	605	
Sep-97	35724	2497	577	
Oct-97	66116	2087	589	
Nov-97	47271	1748	522	
Dec-97	58014	1743	516	
Jan-98	104022	1594	568	
Feb-98	140655	1663	515	
Mar-98	132071	2133	547	
Apr-98	143412	1867	554	
May-98	96479	2482	620	



Prepared at the request of counsel in anticipation of litigation.  
 Attorney Work Product. Do not release. Do not forward.  
 Don't transmit electronically—hard copy to OC only. Thank you.

**Storage Account**

Month	COE		CCMWA		Cartersville		Flood	
	DSF	%	DSF	%	DSF	%	DSF	%
Jun-98	133639	100%	6625	100%	3212	100%	3992	
Jul-98	129375	97%	5252	79%	3114	97%	0	
Aug-98	121431	91%	4056	61%	3078	96%	0	
Sep-98	97778	73%	2226	34%	2751	86%	0	
Oct-98	80735	60%	624	9%	2463	77%	0	
Nov-98	77195	58%	-205	-3%	2501	78%	0	
Dec-98	68826	52%	-580	-9%	2745	85%	0	
Jan-99	82685	62%	265	4%	3212	100%	0	
Feb-99	86686	65%	1426	22%	3212	100%	0	
Mar-99	110017	82%	1905	29%	3212	100%	0	
Apr-99	130037	97%	1136	17%	3212	100%	0	
May-99	133639	100%	6625	100%	3212	100%	6791	
Jun-99	133639	100%	6625	100%	3212	100%	6915	
Jul-99	126475	95%	5565	84%	3211	100%	0	
Aug-99	106478	80%	2784	42%	2613	81%	0	
Sep-99	96141	72%	252	4%	1998	62%	0	
Oct-99	101519	76%	-964	-15%	1900	59%	0	
Nov-99	80305	60%	-2135	-32%	1757	55%	0	
Dec-99	62169	47%	-3356	-51%	1635	51%	0	
Jan-00	91418	68%	-2955	-45%	2149	67%	0	
Feb-00	107082	80%	-3016	-46%	2328	72%	0	
Mar-00	132993	100%	-2605	-39%	2782	87%	0	
Apr-00	133639	100%	6625	100%	3212	100%	3992	
May-00	133639	100%	6625	100%	3212	100%	1331	
Jun-00	118508	89%	4432	67%	2813	88%	0	
Jul-00	105320	79%	1918	29%	2335	73%	0	
Aug-00	91583	69%	-30	0%	2002	62%	0	
Sep-00	88167	66%	-597	-9%	2210	69%	0	
Oct-00	69381	52%	-2692	-41%	1781	55%	0	
Nov-00	74929	56%	-3033	-46%	2072	65%	0	
Dec-00	63713	48%	-3932	-59%	2066	64%	0	

**Reservoir Inflow Computed**      **Water Withdrawals**

Month	CCMWA		Cartersville	
	DSF	Monthly Total	DSF	Monthly Total
Jun-98	49002	2569	642	642
Jul-98	28121	2671	728	728
Aug-98	29220	2545	690	690
Sep-98	14571	2503	654	654
Oct-98	15314	2309	630	630
Nov-98	26159	2038	548	548
Dec-98	35069	1993	541	541
Jan-99	61049	1990	576	576
Feb-99	62691	1775	525	525
Mar-99	52482	1972	598	598
Apr-99	33403	2317	619	619
May-99	37675	2435	608	608
Jun-99	25000	2424	663	663
Jul-99	30082	2448	675	675
Aug-99	8685	3182	792	792
Sep-99	6143	2816	752	752
Oct-99	27496	2486	714	714
Nov-99	23111	2238	661	661
Dec-99	23805	2320	655	655
Jan-00	53691	2078	688	688
Feb-00	36464	1744	638	638
Mar-00	50778	1933	682	682
Apr-00	67134	2046	621	621
May-00	26015	2841	729	729
Jun-00	12894	2789	688	688
Jul-00	10536	3000	714	714
Aug-00	17892	2774	733	733
Sep-00	37986	2321	643	643
Oct-00	9723	2543	647	647
Nov-00	39365	2159	590	590
Dec-00	25608	2082	579	579

Prepared at the request of counsel in anticipation of litigation.  
 Attorney Work Product. Do not release. Do not forward.  
 Don't transmit electronically--hard copy to OC only. Thank you.

Storage Account

Month	COE		CCMWA		Cartersville		Flood	
	DSF	%	DSF	%	DSF	%	DSF	%
Jan-01	91102	68%	-3006	-45%	2896	90%	0	0
Feb-01	110985	83%	-2533	-38%	3212	100%	0	0
Mar-01	133639	100%	6625	100%	3212	100%	7658	100%
Apr-01	133639	100%	6625	100%	3212	100%	9637	100%
May-01	133639	100%	6625	100%	3212	100%	8214	100%
Jun-01	133639	100%	6625	100%	3212	100%	13185	100%
Jul-01	133639	100%	6625	100%	3212	100%	2238	100%
Aug-01	115650	87%	4915	74%	3036	95%	0	0
Sep-01	103791	78%	3450	52%	2900	90%	0	0
Oct-01	87176	65%	1774	27%	2659	83%	0	0
Nov-01	71001	53%	147	2%	2395	75%	0	0
Dec-01	59170	44%	-749	-11%	2415	75%	0	0
Jan-02	84134	63%	217	3%	3212	100%	0	0
Feb-02	91601	69%	72	1%	3212	100%	0	0
Mar-02	133639	100%	4260	64%	3212	100%	0	0
Apr-02	133639	100%	6625	100%	3212	100%	3145	100%
May-02	133639	100%	6625	100%	3212	100%	4358	100%
Jun-02	131198	98%	4782	72%	2943	92%	1331	100%
Jul-02	119371	89%	2706	41%	2517	78%	0	0
Aug-02	98391	74%	-205	-3%	1868	58%	0	0
Sep-02	97354	73%	-1819	-27%	1687	53%	0	0
Oct-02	108964	82%	-2666	-40%	1788	56%	0	0
Nov-02	78459	59%	-1993	-30%	2542	79%	0	0
Dec-02	89771	67%	1047	16%	3212	100%	0	0
Jan-03	61837	46%	1330	20%	3212	100%	0	0
Feb-03	91270	68%	3325	50%	3212	100%	0	0
Mar-03	112469	84%	6487	98%	3212	100%	0	0
Apr-03	133639	100%	6625	100%	3212	100%	6730	100%
May-03	133639	100%	6625	100%	3212	100%	17426	100%
Jun-03	133639	100%	6625	100%	3212	100%	83369	100%
Jul-03	133639	100%	6625	100%	3212	100%	4718	100%
							544	100%

Reservoir Inflow Computed      Water Withdrawals

Month	CCMWA		Cartersville	
	DSF	Monthly Total	DSF	Monthly Total
Jan-01	64265	2041	609	609
Feb-01	49206	1811	531	531
Mar-01	92016	2044	560	560
Apr-01	52105	2154	575	575
May-01	34455	2679	646	646
Jun-01	61024	2321	611	611
Jul-01	47235	2574	610	610
Aug-01	20755	2668	641	641
Sep-01	21106	2440	609	609
Oct-01	16051	2417	600	600
Nov-01	14016	2274	578	578
Dec-01	25504	2074	550	550
Jan-02	65325	2054	577	577
Feb-02	35856	1815	504	504
Mar-02	64702	2229	573	573
Apr-02	43699	2161	583	583
May-02	43558	2459	654	654
Jun-02	17702	2660	666	666
Jul-02	11428	2604	681	681
Aug-02	1590	2985	685	685
Sep-02	20547	2562	641	641
Oct-02	33000	2371	637	637
Nov-02	60113	2102	592	592
Dec-02	112455	2210	618	618
Jan-03	51021	2097	620	620
Feb-03	80705	1792	629	629
Mar-03	112638	2131	653	653
Apr-03	64314	2368	563	563
May-03	117754	2209	582	582
Jun-03	83369	2476	582	582
Jul-03	101349	2494	619	619



Prepared at the request of counsel in anticipation of litigation.  
 Attorney Work Product. Do not release. Do not forward.  
 Don't transmit electronically--hard copy to OC only. Thank you.

**Storage Account**

**Reservoir Inflow Computed**      **Water Withdrawals**

Month	COE		CCMWA		Cartersville		Flood	Monthly Total		
	DSF	%	DSF	%	DSF	%		DSF	DSF	DSF
Aug-03	130741	98%	6389	96%	3212	100%	0	49819	2558	648
Sep-03	123342	92%	5288	80%	3212	100%	0	29757	2475	654
Oct-03	99174	74%	4209	64%	3112	97%	0	23134	2147	618
Nov-03	74924	56%	4583	69%	3212	100%	0	50709	1989	589
Dec-03	50720	38%	5001	75%	3212	100%	0	46203	1738	556
Jan-04	62685	47%	5838	88%	3212	100%	0	51787	1583	546
Feb-04	84763	63%	6625	100%	3212	100%	0	69838	1558	513
Mar-04	101933	76%	6625	100%	3212	100%	0	45097	1798	580
Apr-04	127963	96%	6625	100%	3212	100%	0	51490	2099	569
May-04	133639	100%	6625	100%	3212	100%	1815	37822	2259	601
Jun-04	133639	100%	6625	100%	3212	100%	2117	38105	2225	590
Jul-04	128375	96%	6035	91%	3212	100%	0	40032	2450	636
Aug-04	119602	89%	4553	69%	3112	97%	0	25084	2641	661
Sep-04	133639	100%	6625	100%	3212	100%	23226	107354	2298	612
Oct-04	105550	79%	5688	86%	3212	100%	0	27048	2186	600
Nov-04	99223	74%	6625	100%	3212	100%	0	61595	1887	529
Dec-04	58716	44%	6625	100%	3212	100%	0	81461	1983	550
Jan-05	59418	44%	6625	100%	3212	100%	0	49889	1930	579
Feb-05	112276	84%	6625	100%	3212	100%	0	87081	1768	532
Mar-05	133639	100%	6625	100%	3212	100%	10627	102923	1888	574
Apr-05	133639	100%	6625	100%	3212	100%	1754	89281	1969	578
May-05	133639	100%	6388	96%	3212	100%	0	47514	2466	634
Jun-05	130564	98%	6625	100%	3212	100%	0	60129	2270	646
Jul-05	133639	100%	6625	100%	3212	100%	9266	128312	2122	660
Aug-05	132930	99%	6625	100%	3212	100%	0	47876	2211	679
Sep-05	116465	87%	5122	77%	2952	92%	0	20427	2446	717
Oct-05	98784	74%	4132	62%	2914	91%	0	28842	2321	684
Nov-05	69915	52%	3299	50%	2839	88%	0	24099	1946	615
Dec-05	54162	41%	3851	58%	3212	100%	0	49222	1727	590
Jan-06	64691	48%	5427	82%	3212	100%	0	67954	1606	588
Feb-06	86313	65%	6625	100%	3212	100%	0	58534	1476	526

Prepared at the request of counsel in anticipation of litigation.  
 Attorney Work Product. Do not release. Do not forward.  
 Don't transmit electronically—hard copy to OC only. Thank you.

**Storage Account**

**Reservoir Inflow Computed**      **Water Withdrawals**

Month	COE		CCMWA		Cartersville		Flood	Monthly Total		
	DSF	%	DSF	%	DSF	%		DSF	DSF	DSF
Mar-06	101040	76%	6625	100%	3212	100%	0	59794	1814	598
Apr-06	128731	96%	6625	100%	3212	100%	0	48895	2093	614
May-06	130812	98%	5305	80%	3161	98%	0	28813	2650	696
Jun-06	121388	91%	3217	49%	2831	88%	0	18052	2922	733
Jul-06	105547	79%	761	11%	2342	73%	0	11588	2992	749
Aug-06	97955	73%	-1349	-20%	1883	59%	0	14184	2764	776
Sep-06	95703	72%	-2713	-41%	1658	52%	0	20736	2322	689
Oct-06	92679	69%	-3831	-58%	1573	49%	0	25956	2317	665
Nov-06	73452	55%	-3417	-52%	2072	64%	0	49533	1873	611
Dec-06	68270	51%	-3795	-57%	2186	68%	0	32175	1864	606
Jan-07	63875	48%	-2152	-32%	3212	100%	0	77471	1940	593
Feb-07	85909	64%	-2146	-32%	3212	100%	0	38943	1807	558
Mar-07	112908	84%	-2089	-32%	3212	100%	0	48151	2188	633
Apr-07	127036	96%	-2924	-44%	3212	100%	0	28503	2152	622
May-07	130283	97%	-4784	-72%	2841	88%	0	18048	2693	775
Jun-07	126165	94%	-6744	-102%	2361	74%	0	12799	2551	767
Jul-07	122627	92%	-8234	-124%	1977	62%	0	15182	2191	724
Aug-07	105083	79%	-10821	-163%	1303	41%	0	5434	2838	796
Sep-07	85473	64%	-13046	-197%	648	20%	0	2821	2355	718
Oct-07	85473	64%	-13046	-197%	648	20%	0	0	0	0
Nov-07	85473	64%	-13046	-197%	648	20%	0	0	0	0
Dec-07	85473	64%	-13046	-197%	648	20%	0	0	0	0

Prepared at the request of counsel in anticipation of litigation.  
 Attorney Work Product. Do not release. Do not forward.  
 Don't transmit electronically—hard copy to OC only. Thank you.

**ALLATOON**  
 CONVERSIONS  
 MG TO DSF  
 1.547287558

TOC 185267  
 BOC 41791

Water Returns

Reservoir Discharge  
End of Month Elev  
Reservoir Storage

Inflow Distribution

Noonday Northwest

Monthly Total Monthly Total Monthly Total Month ending Month ending

Total Cons.	143476	
Rem. Cons.	133639	93.14%
CCMWA	6625	4.62%
CTRSVILLE	3212	2.24%

Month	DSF	DSF	DSF	FT	DSF	Cons.	CCMWA	Cartersville
Jan-91	0	0	58073	826.88	118014	57475	2849	1381
Feb-91	0	0	44448	827.3	119837	68553	3398	1648
Mar-91	0	0	76828	833.07	147005	93744	4647	2253
Apr-91	0	0	48325	837.15	168776	72841	3611	1751
May-91	0	0	109466	841.88	196761	96636	4790	2323
Jun-91	0	0	44500	840.63	189078	49747	2466	1196
Jul-91	0	0	50021	841.72	195771	46744	2317	1123
Aug-91	0	0	54777	841.39	193729	49844	2471	1198
Sep-91	0	0	56851	840.84	190348	49844	2471	1198
Oct-91	0	0	47413	837.96	173349	38988	1933	937
Nov-91	0	0	64116	833.21	147723	22225	1102	534
Dec-91	0	0	70143	828.41	124786	40080	1987	963
Jan-92	0	0	61098	824.04	106285	49700	2464	1195
Feb-92	0	0	47806	825.16	110798	62722	3109	1508
Mar-92	0	0	78073	833.9	151261	83718	4150	2012
Apr-92	0	0	42254	836.9	167378	89426	4433	2149
May-92	0	0	26666	839.93	184853	57393	2845	1379
Jun-92	0	0	41405	841.58	194904	36206	1795	870
Jul-92	0	0	47706	841.09	191873	37694	1869	906
Aug-92	0	0	34879	840.7	189501	44352	2199	1066
Sep-92	0	0	45455	841.11	191997	36788	1824	884
Oct-92	0	0	40310	838.43	176060	29343	1455	705
Nov-92	0	0	119545	836.6	165723	29812	1478	717
Dec-92	0	0	156307	832.61	144696	93415	4631	2245
Jan-93	0	0	142140	826.5	116397	120884	5992	2905
Feb-93	0	0	73210	831.13	137405	153665	7617	3693
Mar-93	0	0	83345	833.14	147364	78973	3915	1898
	0	0	83758	837.58	171204	102006	5057	2452



Prepared at the request of counsel in anticipation of litigation.  
 Attorney Work Product. Do not release. Do not forward.  
 Don't transmit electronically--hard copy to OC only. Thank you.

Month	Water Returns		Reservoir Discharge	End of Month Elev	Reservoir Storage	Inflow Distribution		
	DSF	Northwest				Cons.	CCMWA	Cartersville
Apr-93	0	0	62238	840.49	188231	76231	3779	1832
May-93	0	0	52530	841.29	193110	55714	2762	1339
Jun-93	0	0	37366	840.68	189380	33788	1675	812
Jul-93	0	0	38453	836.9	167378	18260	905	439
Aug-93	0	0	20891	835.86	161661	16904	838	406
Sep-93	0	0	25491	832.5	144146	9795	486	235
Oct-93	0	0	33235	828.06	123176	13493	669	324
Nov-93	0	0	42233	824.84	109495	28029	1389	674
Dec-93	0	0	38640	823.75	105153	33929	1682	815
Jan-94	0	0	45669	825.01	110178	49367	2447	1187
Feb-94	0	0	41057	831.4	138721	66438	3293	1597
Mar-94	0	0	56122	841.07	191749	103472	5129	2487
Apr-94	0	0	89090	841.07	191749	85047	4216	2044
May-94	0	0	39627	841.57	194843	42086	2086	1012
Jun-94	0	0	40327	842.96	203579	48016	2380	1154
Jul-94	0	0	62156	840.25	186779	44376	2200	1067
Aug-94	0	0	42900	840.48	188171	43404	2152	1043
Sep-94	0	0	55085	835.02	157138	24527	1216	590
Oct-94	0	0	79435	824.8	109334	31391	1556	754
Nov-94	0	0	27492	825.82	113526	31284	1551	752
Dec-94	0	0	49016	822.96	102088	36796	1824	884
Jan-95	0	0	30672	828.46	125016	51781	2567	1245
Feb-95	0	0	65090	833.92	151364	86843	4305	2087
Mar-95	0	0	86757	834.68	155348	86446	4285	2078
Apr-95	0	0	21191	839.32	181246	46020	2281	1106
May-95	0	0	33346	840.14	186114	37827	1875	909
Jun-95	0	0	29561	840.8	190106	33566	1664	807
Jul-95	0	0	32453	837.48	170639	15040	746	361
Aug-95	0	0	30722	837.06	168268	29298	1452	704
Sep-95	0	0	39096	832.74	145346	17682	877	425
Oct-95	0	0	71892	833.19	147620	71620	3550	1721
<b>Monthly Total</b>						<b>Cons.</b>	<b>CCMWA</b>	<b>Cartersville</b>
						76231	3779	1832
						55714	2762	1339
						33788	1675	812
						18260	905	439
						16904	838	406
						9795	486	235
						13493	669	324
						28029	1389	674
						33929	1682	815
						49367	2447	1187
						66438	3293	1597
						103472	5129	2487
						85047	4216	2044
						42086	2086	1012
						48016	2380	1154
						44376	2200	1067
						43404	2152	1043
						24527	1216	590
						31391	1556	754
						31284	1551	752
						36796	1824	884
						51781	2567	1245
						86843	4305	2087
						86446	4285	2078
						46020	2281	1106
						37827	1875	909
						33566	1664	807
						15040	746	361
						29298	1452	704
						17682	877	425
						71620	3550	1721

Total Cons. **143476** 93.14%  
 Rem. Cons. 133639  
 CCMWA 6625 4.62%  
 CTRSVILLE 3212 2.24%



Prepared at the request of counsel in anticipation of litigation.  
 Attorney Work Product. Do not release. Do not forward.  
 Don't transmit electronically—hard copy to OC only. Thank you.

Month	Water Returns		Reservoir Discharge		End of Month Elev		Reservoir Storage		Inflow Distribution													
	DSF	DSF	DSF	DSF	FT	DSF	DSF	Cons.	CCMWA	Cartersville												
Nov-95	0	0	119446	0	826.38	115887	83921	4160	2017													
Dec-95	0	0	59579	0	823.36	103638	46329	2297	1114													
Jan-96	0	0	61387	0	838.92	178892	129355	6412	3109													
Feb-96	0	0	145529	0	832.33	143295	104366	5174	2508													
Mar-96	0	0	149311	0	835.83	161500	157918	7828	3796													
Apr-96	0	0	54618	0	841.1	191935	81138	4022	1950													
May-96	0	0	52832	0	841.05	191625	51604	2568	1240													
Jun-96	0	0	41744	0	840.2	186477	36907	1830	887													
Jul-96	0	0	21068	0	839.94	184912	21173	1050	509													
Aug-96	0	0	30041	0	839.02	179472	25822	1280	621													
Sep-96	0	0	35322	0	836.61	165779	22547	1118	542													
Oct-96	0	0	29676	0	833.75	150492	15789	783	379													
Nov-96	0	0	54313	0	828	122900	27059	1341	650													
Dec-96	0	0	71877	0	823.47	104065	51613	2559	1241													
Jan-97	0	0	58842	0	828	122900	74611	3699	1793													
Feb-97	0	0	46373	0	835.45	159453	79391	3936	1908													
Mar-97	0	0	94484	0	836.71	166330	96958	4806	2330													
Apr-97	0	0	28397	0	842.35	199718	59685	2959	1435													
May-97	0	0	65061	0	842.05	197819	61305	3039	1473													
Jun-97	0	0	59898	0	841.32	193296	53808	2667	1293													
Jul-97	0	0	48709	0	840.51	188352	43550	2159	1047													
Aug-97	0	0	34089	0	838.67	177447	24255	1202	583													
Sep-97	0	0	27432	0	839.56	182665	33275	1650	800													
Oct-97	0	0	53428	0	841.22	192677	61583	3053	1480													
Nov-97	0	0	116922	0	827.51	120756	44030	2183	1058													
Dec-97	0	0	64803	0	825.38	111708	54036	2679	1299													
Jan-98	0	0	94256	0	827.18	119312	96890	4803	2329													
Feb-98	0	0	109297	0	833.36	148492	131012	6494	3149													
Mar-98	0	0	102400	0	838.33	175482	123016	6098	2957													
Apr-98	0	0	120640	0	841.73	195833	133579	6622	3211													
May-98	0	0	92695	0	841.84	196513	89864	4455	2160													
<table border="1"> <tr> <td>Total Cons.</td> <td>143476</td> <td>93.14%</td> </tr> <tr> <td>Rem. Cons.</td> <td>133639</td> <td>4.62%</td> </tr> <tr> <td>CCMWA</td> <td>6625</td> <td>2.24%</td> </tr> <tr> <td>CTRSVILLE</td> <td>3212</td> <td></td> </tr> </table>											Total Cons.	143476	93.14%	Rem. Cons.	133639	4.62%	CCMWA	6625	2.24%	CTRSVILLE	3212	
Total Cons.	143476	93.14%																				
Rem. Cons.	133639	4.62%																				
CCMWA	6625	2.24%																				
CTRSVILLE	3212																					

Prepared at the request of counsel in anticipation of litigation.  
 Attorney Work Product. Do not release. Do not forward.  
 Don't transmit electronically—hard copy to OC only. Thank you.

Month	Water Returns		Reservoir Discharge	End of Month Elev	Reservoir Storage	Inflow Distribution		
	Noonday	Northwest				Cons.	CCMWA	Cartersville
Jun-98	0	0	53044	840.66	189259	45642	2263	1097
Jul-98	0	0	34450	839.03	179531	26193	1298	630
Aug-98	0	0	35160	837.43	170357	27217	1349	654
Sep-98	0	0	37225	832.58	144546	13572	673	326
Oct-98	0	0	31307	828.59	125614	14264	707	343
Nov-98	0	0	27906	827.63	121281	24366	1208	586
Dec-98	0	0	41033	825.64	112782	32664	1619	785
Jan-99	0	0	43313	829.1	127952	56864	2819	1367
Feb-99	0	0	55228	830.23	133115	58393	2895	1403
Mar-99	0	0	26103	834.98	156925	48884	2423	1175
Apr-99	0	0	11216	838.45	176176	31113	1542	748
May-99	0	0	18750	841.12	192058	35092	1740	843
Jun-99	0	0	21789	841.14	192182	23286	1154	560
Jul-99	0	0	42099	838.6	177042	28020	1389	673
Aug-99	0	0	28087	834.36	153666	8090	401	194
Sep-99	0	0	16059	831.7	140183	5722	284	138
Oct-99	0	0	20233	832.52	144246	25610	1270	616
Nov-99	0	0	42740	827.73	121718	21527	1067	517
Dec-99	0	0	40309	823	102239	22173	1099	533
Jan-00	0	0	20761	830.08	132403	50010	2479	1202
Feb-00	0	0	18300	833.3	148184	33964	1684	816
Mar-00	0	0	21385	838.24	174962	47297	2345	1137
Apr-00	0	0	50170	840.66	189259	62531	3100	1503
May-00	0	0	25106	840.22	186598	24231	1201	582
Jun-00	0	0	28472	836.93	167543	12010	595	289
Jul-00	0	0	23001	833.92	151364	9813	486	236
Aug-00	0	0	30402	830.7	135347	16665	826	401
Sep-00	0	0	38798	829.9	131571	35382	1754	850
Oct-00	0	0	27842	825.03	110261	9056	449	218
Nov-00	0	0	31118	826.35	115759	36666	1818	881
Dec-00	0	0	35069	823.36	103638	23853	1182	573
						<b>Total Cons.</b>	<b>143476</b>	
						Rem. Cons.	133639	93.14%
						CCMWA	6625	4.62%
						<b>CTRSVILLE</b>	<b>3212</b>	<b>2.24%</b>

Prepared at the request of counsel in anticipation of litigation.  
 Attorney Work Product. Do not release. Do not forward.  
 Don't transmit electronically—hard copy to OC only. Thank you.

Month	Water Returns		Reservoir Discharge	End of Month Elev	Reservoir Storage	Inflow Distribution		
	Noonday	Northwest				Cons.	CCMWA	Cartersville
Jan-01	0	0	32470	830.16	132783	59859	2967	1439
Feb-01	0	0	26191	834.32	153456	45832	2272	1102
Mar-01	0	0	49944	841.26	192925	85707	4249	2060
Apr-01	0	0	47396	841.58	194904	48533	2406	1166
May-01	0	0	32552	841.35	193481	32092	1591	771
Jun-01	0	0	53121	842.15	198452	56840	2818	1366
Jul-01	0	0	54998	840.37	187505	43997	2181	1057
Aug-01	0	0	39559	836.54	165393	19332	958	465
Sep-01	0	0	31519	834.03	151932	19659	975	473
Oct-01	0	0	31565	830.29	133400	14950	741	359
Nov-01	0	0	29230	826.25	115334	13055	647	314
Dec-01	0	0	35586	823.1	102628	23755	1178	571
Jan-02	0	0	35967	829.41	129354	60846	3016	1462
Feb-02	0	0	26215	830.98	136676	33397	1656	803
Mar-02	0	0	15674	839.6	182902	60266	2987	1448
Apr-02	0	0	35444	840.52	188412	40703	2018	978
May-02	0	0	42260	840.22	186598	40571	2011	975
Jun-02	0	0	20260	839.23	180714	16488	817	396
Jul-02	0	0	22472	836.72	166385	10645	528	256
Aug-02	0	0	22460	832.04	141845	1481	73	36
Sep-02	0	0	20175	831.46	139013	19138	949	460
Oct-02	0	0	19128	833.63	149877	30737	1524	739
Nov-02	0	0	86496	827.52	120800	55991	2776	1346
Dec-02	0	0	94605	830.8	135821	104745	5192	2518
Jan-03	0	0	75955	824.51	108171	47523	2356	1142
Feb-03	0	0	46957	831.58	139598	75172	3726	1807
Mar-03	0	0	85563	836.28	163959	104915	5201	2522
Apr-03	0	0	33346	841.11	191997	59905	2970	1440
May-03	0	0	104267	842.82	202693	109681	5437	2636
Jun-03	0	0	93019	840.78	189985	77653	3849	1866
Jul-03	0	0	102411	840.09	185811	94401	4680	2269
						Total Cons.	143476	
						Rem. Cons.	133639	93.14%
						CCMWA	6625	4.62%
						CTRSVILLE	3212	2.24%



Prepared at the request of counsel in anticipation of litigation.  
 Attorney Work Product. Do not release. Do not forward.  
 Don't transmit electronically--hard copy to OC only. Thank you.

Month	Water Returns		Reservoir Discharge	End of Month Elev	Reservoir Storage	Inflow Distribution		
	DSF	Northwest				Cons.	CCMWA	Cartersville
Aug-03	0	0	50291	839.47	182133	46403	2300	1115
Sep-03	0	0	35128	838.01	173633	27717	1374	666
Oct-03	0	0	45715	833.32	148287	21548	1068	518
Nov-03	0	0	71908	828.35	124510	47232	2341	1135
Dec-03	0	0	67695	822.6	100725	43035	2133	1034
Jan-04	0	0	36856	825.82	113526	48237	2391	1159
Feb-04	0	0	44902	830.92	136391	65050	3225	1563
Mar-04	0	0	25550	834.34	153561	42005	2082	1010
Apr-04	0	0	22792	839.04	179591	47960	2377	1153
May-04	0	0	27471	840.3	187082	35229	1746	847
Jun-04	0	0	34988	840.35	187384	35493	1759	853
Jul-04	0	0	44916	839.01	179413	37287	1848	896
Aug-04	0	0	32137	837.2	169058	23364	1158	562
Sep-04	0	0	65009	843.72	208493	99993	4957	2403
Oct-04	0	0	76514	834.85	156242	25193	1249	606
Nov-04	0	0	64569	833.82	150851	57372	2844	1379
Dec-04	0	0	119435	825.05	110344	75876	3761	1824
Jan-05	0	0	46677	825.22	111046	46469	2304	1117
Feb-05	0	0	31924	836.27	163904	81111	4021	1950
Mar-05	0	0	68471	841.74	195894	95867	4752	2304
Apr-05	0	0	95607	840.29	187021	83160	4122	1999
May-05	0	0	46405	839.96	185030	44257	2194	1064
Jun-05	0	0	60051	839.48	182192	56007	2776	1346
Jul-05	0	0	113189	841.52	194533	119515	5925	2873
Aug-05	0	0	54961	839.88	184557	44593	2211	1072
Sep-05	0	0	35491	836.71	166330	19027	943	457
Oct-05	0	0	44546	833.19	147620	26864	1332	646
Nov-05	0	0	51315	826.84	117843	22446	1113	540
Dec-05	0	0	61732	823.2	103016	45847	2273	1102
Jan-06	0	0	53655	826.2	115121	63295	3138	1521
Feb-06	0	0	33711	831.24	137941	54521	2703	1310
Monthly Total						Cons.	CCMWA	Cartersville
Monthly Total						46403	2300	1115
Monthly Total						27717	1374	666
Monthly Total						21548	1068	518
Monthly Total						47232	2341	1135
Monthly Total						43035	2133	1034
Monthly Total						48237	2391	1159
Monthly Total						65050	3225	1563
Monthly Total						42005	2082	1010
Monthly Total						47960	2377	1153
Monthly Total						35229	1746	847
Monthly Total						35493	1759	853
Monthly Total						37287	1848	896
Monthly Total						23364	1158	562
Monthly Total						99993	4957	2403
Monthly Total						25193	1249	606
Monthly Total						57372	2844	1379
Monthly Total						75876	3761	1824
Monthly Total						46469	2304	1117
Monthly Total						81111	4021	1950
Monthly Total						95867	4752	2304
Monthly Total						83160	4122	1999
Monthly Total						44257	2194	1064
Monthly Total						56007	2776	1346
Monthly Total						119515	5925	2873
Monthly Total						44593	2211	1072
Monthly Total						19027	943	457
Monthly Total						26864	1332	646
Monthly Total						22446	1113	540
Monthly Total						45847	2273	1102
Monthly Total						63295	3138	1521
Monthly Total						54521	2703	1310
Total Cons.						143476		
Rem. Cons.						133639		93.14%
CCMWA						6625		4.62%
CTRSVILLE						3212		2.24%



Prepared at the request of counsel in anticipation of litigation.  
 Attorney Work Product. Do not release. Do not forward.  
 Don't transmit electronically—hard copy to OC only. Thank you.

Month	Water Returns		Reservoir Discharge		End of Month Elev		Reservoir Storage		Inflow Distribution													
	DSF	DSF	DSF	DSF	FT	DSF	Cons.	CCMWA	Cartersville	CTRSVLLE												
Mar-06	0	0	42656	0	834.17	152668	55695	2761	1339													
Apr-06	0	0	18497	0	839.17	180359	45543	2258	1095													
May-06	0	0	24757	0	839.29	181069	26837	1330	645													
Jun-06	0	0	26238	0	837.23	169228	16814	834	404													
Jul-06	0	0	26634	0	833.74	150441	10793	535	259													
Aug-06	0	0	20804	0	831.72	140280	13212	655	318													
Sep-06	0	0	21567	0	830.93	136439	19315	957	464													
Oct-06	0	0	27200	0	830.04	132213	24177	1198	581													
Nov-06	0	0	65364	0	825.91	113898	46137	2287	1109													
Dec-06	0	0	35152	0	824.58	108452	29969	1486	720													
Jan-07	0	0	76664	0	824.15	106726	72159	3577	1734													
Feb-07	0	0	14538	0	829.28	128766	36273	1798	872													
Mar-07	0	0	18275	0	834.77	155821	44849	2223	1078													
Apr-07	0	0	12436	0	837.21	169115	26549	1316	638													
May-07	0	0	13564	0	837.39	170131	16811	833	404													
Jun-07	0	0	16039	0	836.21	163573	11921	591	287													
Jul-07	0	0	17679	0	835.21	158161	14141	701	340													
Aug-07	0	0	22605	0	831.12	137356	5061	251	122													
Sep-07	0	0	22238	0	826.14	114866	2628	130	63													
Oct-07	0	0		0			0	0	0													
Nov-07	0	0		0			0	0	0													
Dec-07	0	0		0			0	0	0													
<table border="1"> <tr> <td>Total Cons.</td> <td>143476</td> <td>93.14%</td> </tr> <tr> <td>Rem. Cons.</td> <td>133639</td> <td>4.62%</td> </tr> <tr> <td>CCMWA</td> <td>6625</td> <td></td> </tr> <tr> <td>CTRSVLLE</td> <td>3212</td> <td>2.24%</td> </tr> </table>											Total Cons.	143476	93.14%	Rem. Cons.	133639	4.62%	CCMWA	6625		CTRSVLLE	3212	2.24%
Total Cons.	143476	93.14%																				
Rem. Cons.	133639	4.62%																				
CCMWA	6625																					
CTRSVLLE	3212	2.24%																				

Prepared at the request of counsel in anticipation of litigation.  
 Attorney Work Product. Do not release. Do not forward.  
 Don't transmit electronically—hard copy to OC only. Thank you.

Change In Storage

Remaining Storage

Month	265069.485			COE		CCMWA		Cartersville		Flood	
	COE	DSF	DSF	DSF	%	DSF	%	DSF	%	DSF	%
Jan-91	-598	1410	1012	65787	49%	6625	100%	3212	100%	2422	
Feb-91	24105	1752	1312	92314	69%	6625	100%	3212	100%	3063	
Mar-91	16916	2987	1868	112293	84%	6625	100%	3212	100%	4855	
Apr-91	24516	2099	1370	133639	100%	6625	100%	3212	100%	11494	
May-91	-12830	3218	1929	132303	99%	6625	100%	3212	100%	5147	
Jun-91	5247	653	793	133639	100%	6625	100%	3212	100%	10504	
Jul-91	-3277	513	723	133639	100%	6625	100%	3212	100%	8462	
Aug-91	-4933	741	811	133639	100%	6625	100%	3212	100%	5081	
Sep-91	-17863	299	566	120857	90%	6625	100%	3212	100%	864	
Oct-91	-25188	-590	152	96533	72%	6035	91%	3212	100%	152	
Nov-91	-24036	508	590	72642	54%	6550	99%	3212	100%	590	
Dec-91	-20443	1115	827	52762	39%	6625	100%	3212	100%	1895	
Jan-92	1624	1745	1145	56281	42%	6625	100%	3212	100%	2890	
Feb-92	35912	2878	1673	95083	71%	6625	100%	3212	100%	4551	
Mar-92	11353	2983	1781	110986	83%	6625	100%	3212	100%	4763	
Apr-92	15139	1326	1010	130889	98%	6625	100%	3212	100%	2337	
May-92	9540	56	456	133639	100%	6625	100%	3212	100%	9637	
Jun-92	-3711	209	470	133639	100%	6625	100%	3212	100%	6606	
Jul-92	-3354	346	637	133639	100%	6625	100%	3212	100%	4234	
Aug-92	1909	135	451	133639	100%	6625	100%	3212	100%	6730	
Sep-92	-16112	-112	288	124256	93%	6513	98%	3212	100%	288	
Oct-92	-10498	-131	292	114033	85%	6396	97%	3212	100%	292	
Nov-92	-26130	3217	1886	88180	66%	6625	100%	3212	100%	4887	
Dec-92	-35423	4585	2539	57645	43%	6625	100%	3212	100%	7124	
Jan-93	11525	6169	3314	76294	57%	6625	100%	3212	100%	9483	
Feb-93	5763	2633	1563	91540	68%	6625	100%	3212	100%	4196	
Mar-93	18661	3128	2051	114397	86%	6625	100%	3212	100%	5179	



Prepared at the request of counsel in anticipation of litigation.  
 Attorney Work Product. Do not release. Do not forward.  
 Don't transmit electronically—hard copy to OC only. Thank you.

**Change In Storage**

**Remaining Storage**

Month	COE			CCMWA		Cartersville		Flood
	DSF	DSF	DSF	DSF	%	DSF	%	DSF
Apr-93	13993	1593	1441	133569	100%	6625	100%	3034
May-93	3184	799	896	133639	100%	6625	100%	7843
Jun-93	-3578	-480	329	133639	100%	6144	93%	4594
Jul-93	-20193	-1668	-141	117559	88%	4956	75%	0
Aug-93	-3987	-1554	-176	113573	85%	3403	51%	0
Sep-93	-15696	-1519	-301	97877	73%	1884	28%	0
Oct-93	-19742	-1011	-216	78135	58%	873	13%	0
Nov-93	-14204	318	205	63930	48%	1191	18%	0
Dec-93	-4711	23	345	59220	44%	1214	18%	0
Jan-94	3698	643	685	62918	47%	1857	28%	400
Feb-94	25381	2029	1132	88681	66%	3904	59%	1132
Mar-94	47350	3696	1983	133639	100%	6625	100%	6482
Apr-94	-4043	2518	1525	133639	100%	6625	100%	6482
May-94	2459	179	455	133639	100%	6625	100%	9576
Jun-94	7689	475	573	133639	100%	6625	100%	18312
Jul-94	-17780	471	510	133639	100%	6625	100%	1512
Aug-94	504	423	464	105985	79%	6117	92%	2904
Sep-94	-30558	-508	33	133639	100%	6625	100%	33
Oct-94	-48044	38	203	57972	43%	6157	93%	203
Nov-94	3792	130	269	61958	46%	6296	95%	269
Dec-94	-12220	344	438	49994	37%	6625	100%	466
Jan-95	21109	1052	768	71568	54%	6625	100%	1820
Feb-95	21753	2954	1642	95141	71%	6625	100%	4595
Mar-95	-311	2736	1559	99425	74%	6625	100%	4296
Apr-95	24829	453	616	128549	96%	6625	100%	1069
May-95	4481	31	355	133639	100%	6625	100%	847
Jun-95	4005	-264	251	133639	100%	6360	96%	5103
Jul-95	-17413	-1781	-273	121065	91%	4844	73%	0
Aug-95	-1424	-996	49	119641	90%	3848	58%	0
Sep-95	-21414	-1372	-136	98227	74%	2476	37%	0
Oct-95	-272	1406	1141	97955	73%	3881	59%	781

Prepared at the request of counsel in anticipation of litigation.  
 Attorney Work Product. Do not release. Do not forward.  
 Don't transmit electronically--hard copy to OC only. Thank you.

Change In Storage

Remaining Storage

Month	COE			CCMWA		Cartersville		Flood	
	DSF	DSF	DSF	DSF	%	DSF	%	DSF	DSF
Nov-95	-35525	2294	1497	63174	47%	6213	94%	3212	1497
Dec-95	-13250	390	611	51350	38%	6625	100%	3212	660
Jan-96	67968	4724	2562	119978	90%	6625	100%	3212	7286
Feb-96	-41163	3570	1997	86101	64%	6625	100%	3212	5567
Mar-96	8607	6345	3252	100275	75%	6625	100%	3212	9597
Apr-96	26520	2520	1395	133639	100%	6625	100%	3212	6668
May-96	-1228	299	619	133639	100%	6625	100%	3212	6358
Jun-96	-4837	-602	291	133639	100%	6023	91%	3212	1812
Jul-96	105	-1551	-118	133639	100%	5073	77%	3094	1314
Aug-96	-4219	-1252	32	129731	97%	4706	71%	3212	32
Sep-96	-12775	-915	-3	116986	88%	3792	57%	3209	0
Oct-96	-13887	-1224	-176	103100	77%	2568	39%	3033	0
Nov-96	-27254	-494	156	75846	57%	2075	31%	3189	0
Dec-96	-20264	696	733	55581	42%	2771	42%	3212	710
Jan-97	15769	1822	1244	72026	54%	4626	70%	3212	1244
Feb-97	33018	2103	1432	106230	79%	6625	100%	3212	1596
Mar-97	2474	2604	1799	110300	83%	6625	100%	3212	4402
Apr-97	31288	1183	917	133639	100%	6625	100%	3212	14451
May-97	-3756	963	895	133639	100%	6625	100%	3212	12552
Jun-97	-6090	826	740	133639	100%	6625	100%	3212	8029
Jul-97	-5159	-238	453	133639	100%	6387	96%	3212	3323
Aug-97	-9834	-1049	-22	126890	95%	5576	84%	3190	0
Sep-97	5843	-848	223	132733	99%	4728	71%	3212	201
Oct-97	8155	966	891	133639	100%	5703	86%	3212	8332
Nov-97	-72892	435	536	68157	51%	6625	100%	3212	971
Dec-97	-10767	936	783	58361	44%	6625	100%	3212	1718
Jan-98	2634	3209	1761	62714	47%	6625	100%	3212	4970
Feb-98	21715	4832	2634	89398	67%	6625	100%	3212	7466
Mar-98	20616	3965	2409	117480	88%	6625	100%	3212	6374
Apr-98	12939	4755	2656	133639	100%	6625	100%	3212	10566
May-98	-2831	1972	1539	133639	100%	6625	100%	3212	11246



Prepared at the request of counsel in anticipation of litigation.  
 Attorney Work Product. Do not release. Do not forward.  
 Don't transmit electronically—hard copy to OC only. Thank you.

Change In Storage

Remaining Storage

Month	265069.485			COE			CCMWA			Cartersville			Flood	
	COE	DSF	%	COE	DSF	%	COE	DSF	%	COE	DSF	%	DSF	%
Jun-98	-7402	-307	455	133639	100%	6318	95%	3212	100%	4299	100%	0	0	
Jul-98	-8257	-1373	-98	129375	97%	5252	79%	3114	97%	0	0	0	0	
Aug-98	-7943	-1196	-35	121431	91%	4056	61%	3078	96%	0	0	0	0	
Sep-98	-23653	-1830	-327	97778	73%	2226	34%	2751	86%	0	0	0	0	
Oct-98	-17043	-1601	-288	80735	60%	624	9%	2463	77%	0	0	0	0	
Nov-98	-3540	-830	37	77195	58%	-205	-3%	2501	78%	0	0	0	0	
Dec-98	-8369	-374	244	68826	52%	-580	-9%	2745	85%	0	0	0	0	
Jan-99	13551	829	790	82377	62%	249	4%	3212	100%	323	100%	0	0	
Feb-99	3165	1119	878	85850	64%	1384	21%	3212	100%	878	100%	0	0	
Mar-99	22781	452	577	109468	82%	1877	28%	3212	100%	577	100%	0	0	
Apr-99	19897	-775	129	129914	97%	1130	17%	3212	100%	129	100%	0	0	
May-99	16342	-695	236	133639	100%	441	7%	3212	100%	12976	100%	0	0	
Jun-99	1497	-1270	-103	133639	100%	5355	81%	3109	97%	8288	100%	0	0	
Jul-99	-14079	-1059	-1	126475	95%	5565	84%	3211	100%	0	0	0	0	
Aug-99	-19997	-2781	-598	106478	80%	2784	42%	2613	81%	0	0	0	0	
Sep-99	-10337	-2532	-615	96141	72%	252	4%	1998	62%	0	0	0	0	
Oct-99	5377	-1217	-98	101519	76%	-964	-15%	1900	59%	0	0	0	0	
Nov-99	-21213	-1170	-143	80305	60%	-2135	-32%	1757	55%	0	0	0	0	
Dec-99	-18136	-1221	-122	62169	47%	-3356	-51%	1635	51%	0	0	0	0	
Jan-00	29249	401	514	91418	68%	-2955	-45%	2149	67%	0	0	0	0	
Feb-00	15664	-60	178	107082	80%	-3016	-46%	2328	72%	0	0	0	0	
Mar-00	25912	411	455	132993	100%	-2605	-39%	2782	87%	0	0	0	0	
Apr-00	12361	1054	882	133639	100%	-1550	-23%	3212	100%	9067	100%	0	0	
May-00	-875	-1640	-146	133639	100%	4985	75%	3066	95%	3117	95%	0	0	
Jun-00	-16462	-2193	-399	118508	89%	4432	67%	2813	88%	0	0	0	0	
Jul-00	-13188	-2513	-478	105320	79%	1918	29%	2335	73%	0	0	0	0	
Aug-00	-13737	-1948	-332	91583	69%	-30	0%	2002	62%	0	0	0	0	
Sep-00	-3416	-567	208	88167	66%	-597	-9%	2210	69%	0	0	0	0	
Oct-00	-18786	-2094	-430	69381	52%	-2692	-41%	1781	55%	0	0	0	0	
Nov-00	5548	-341	291	74929	56%	-3033	-46%	2072	65%	0	0	0	0	
Dec-00	-11216	-899	-6	63713	48%	-3932	-59%	2066	64%	0	0	0	0	

Prepared at the request of counsel in anticipation of litigation.  
 Attorney Work Product. Do not release. Do not forward.  
 Don't transmit electronically—hard copy to OC only. Thank you.

**Change In Storage**

Month	COE DSF	CCMWA DSF	Cartersville DSF
Jan-01	27389	927	829
Feb-01	19641	461	571
Mar-01	35763	2205	1500
Apr-01	1137	252	591
May-01	-460	-1088	125
Jun-01	3719	496	755
Jul-01	-11001	-393	447
Aug-01	-20227	-1710	-176
Sep-01	-11860	-1465	-136
Oct-01	-16615	-1676	-241
Nov-01	-16175	-1627	-264
Dec-01	-11831	-896	21
Jan-02	24879	962	886
Feb-02	7182	-159	299
Mar-02	44592	759	875
Apr-02	5259	-144	395
May-02	-1689	-447	321
Jun-02	-3772	-1843	-269
Jul-02	-11827	-2076	-425
Aug-02	-20979	-2911	-649
Sep-02	-1037	-1614	-181
Oct-02	11609	-847	102
Nov-02	-30505	674	754
Dec-02	10140	2982	1900
Jan-03	-28432	258	522
Feb-03	28215	1935	1277
Mar-03	19352	3070	1938
Apr-03	26559	602	877
May-03	5414	3228	2054
Jun-03	-15366	1373	1285
Jul-03	-8010	2186	1650

**Remaining Storage**

Month	COE		CCMWA		Cartersville		Flood
	DSF	%	DSF	%	DSF	%	DSF
Jan-01	91102	68%	-3006	-45%	2896	90%	0
Feb-01	110743	83%	-2545	-38%	3212	100%	0
Mar-01	133639	100%	-328	-5%	3212	100%	13955
Apr-01	133639	100%	6625	100%	3212	100%	9637
May-01	133639	100%	5536	84%	3212	100%	9303
Jun-01	133639	100%	6625	100%	3212	100%	13185
Jul-01	133639	100%	6232	94%	3212	100%	2631
Aug-01	115650	87%	4915	74%	3036	95%	0
Sep-01	103791	78%	3450	52%	2900	90%	0
Oct-01	87176	65%	1774	27%	2659	83%	0
Nov-01	71001	53%	147	2%	2395	75%	0
Dec-01	59170	44%	-749	-11%	2415	75%	0
Jan-02	84049	63%	213	3%	3212	100%	89
Feb-02	91316	68%	58	1%	3212	100%	299
Mar-02	133639	100%	831	13%	3212	100%	3429
Apr-02	133639	100%	4116	62%	3212	100%	5654
May-02	133639	100%	6177	93%	3212	100%	1778
Jun-02	131198	98%	4782	72%	2943	92%	0
Jul-02	119371	89%	2706	41%	2517	78%	0
Aug-02	98391	74%	-205	-3%	1868	58%	0
Sep-02	97354	73%	-1819	-27%	1687	53%	0
Oct-02	108964	82%	-2666	-40%	1788	56%	0
Nov-02	78459	59%	-1993	-30%	2542	79%	0
Dec-02	88599	66%	989	15%	3212	100%	1230
Jan-03	61339	46%	1306	20%	3212	100%	522
Feb-03	90052	67%	3265	49%	3212	100%	1277
Mar-03	110622	83%	6395	97%	3212	100%	1938
Apr-03	133639	100%	6625	100%	3212	100%	6730
May-03	133639	100%	6625	100%	3212	100%	17426
Jun-03	133639	100%	6625	100%	3212	100%	4718
Jul-03	130347	98%	6625	100%	3212	100%	3836



Prepared at the request of counsel in anticipation of litigation.  
 Attorney Work Product. Do not release. Do not forward.  
 Don't transmit electronically--hard copy to OC only. Thank you.

**Change In Storage**

**Remaining Storage**

Month	COE			CCMWA		Cartersville		Flood
	DSF	DSF	DSF	DSF	%	DSF	%	DSF
Aug-03	-3888	-258	468	130296	97%	6367	96%	468
Sep-03	-7411	-1101	12	123330	92%	5287	80%	12
Oct-03	-24167	-1079	-100	99174	74%	4209	64%	0
Nov-03	-24676	353	546	74498	56%	4562	69%	447
Dec-03	-24660	396	478	50264	38%	4979	75%	478
Jan-04	11381	808	613	62101	46%	5809	88%	613
Feb-04	20148	1667	1051	82832	62%	6625	100%	1931
Mar-04	16455	285	430	101219	76%	6625	100%	714
Apr-04	25168	278	583	127102	95%	6625	100%	861
May-04	7758	-513	246	133639	100%	6112	92%	2328
Jun-04	505	-466	263	133639	100%	6159	93%	2583
Jul-04	-7629	-602	260	128127	96%	6023	91%	260
Aug-04	-8773	-1482	-100	119602	89%	4553	69%	0
Sep-04	34984	2659	1791	133639	100%	6625	100%	23226
Oct-04	-51321	-937	6	105545	79%	5688	86%	6
Nov-04	-7197	957	850	98353	74%	6625	100%	870
Dec-04	-43559	1778	1274	55664	42%	6625	100%	3052
Jan-05	-208	373	538	58507	44%	6625	100%	911
Feb-05	49187	2253	1418	108605	81%	6625	100%	3671
Mar-05	27396	2865	1730	133639	100%	6625	100%	10627
Apr-05	-12447	2154	1420	131819	99%	6625	100%	3574
May-05	-2148	-272	430	133245	100%	6353	96%	430
Jun-05	-4044	506	700	129595	97%	6625	100%	970
Jul-05	6326	3803	2213	133639	100%	6625	100%	9266
Aug-05	-10368	-1	392	132538	99%	6624	100%	392
Sep-05	-16464	-1503	-260	116465	87%	5122	77%	0
Oct-05	-17682	-990	-38	98784	74%	4132	62%	0
Nov-05	-28869	-833	-75	69915	52%	3299	50%	0
Dec-05	-15885	546	512	54030	40%	3845	58%	138
Jan-06	9640	1531	933	63802	48%	5383	81%	933
Feb-06	20810	1226	784	85500	64%	6625	100%	813



Prepared at the request of counsel in anticipation of litigation.  
 Attorney Work Product. Do not release. Do not forward.  
 Don't transmit electronically--hard copy to OC only. Thank you.

Change In Storage

Remaining Storage

Month	COE			CCMWA		Cartersville		Flood
	DSF	DSF	DSF	DSF	%	DSF	%	
Mar-06	13039	947	741	99352	74%	6625	100%	1688
Apr-06	27046	165	481	128086	96%	6625	100%	646
May-06	2080	-1319	-51	130812	98%	5305	80%	0
Jun-06	-9424	-2088	-329	121388	91%	3217	49%	0
Jul-06	-15841	-2457	-490	105547	79%	761	11%	0
Aug-06	-7592	-2110	-459	97955	73%	-1349	-20%	0
Sep-06	-2252	-1364	-225	96703	72%	-2713	-41%	0
Oct-06	-3023	-1118	-84	92679	69%	-3831	-58%	0
Nov-06	-19227	414	498	73452	55%	-3417	-52%	0
Dec-06	-5183	-378	114	68270	51%	-3795	-57%	0
Jan-07	-4505	1637	1142	63765	48%	-2158	-33%	0
Feb-07	21735	-9	314	85610	64%	-2161	-33%	0
Mar-07	26574	35	445	112484	84%	-2110	-32%	0
Apr-07	14113	-836	16	127021	95%	-2925	-44%	0
May-07	3247	-1859	-371	130283	97%	-4784	-72%	0
Jun-07	-4118	-1960	-480	126165	94%	-6744	-102%	0
Jul-07	-3538	-1490	-384	122627	92%	-8234	-124%	0
Aug-07	-17544	-2587	-674	105083	79%	-10821	-163%	0
Sep-07	-19610	-2225	-655	85473	64%	-13046	-197%	0
Oct-07	0	0	0	85473	64%	-13046	-197%	0
Nov-07	0	0	0	85473	64%	-13046	-197%	0
Dec-07	0	0	0	85473	64%	-13046	-197%	0

265069.485

Prepared at the request of counsel in anticipation of litigation.  
 Attorney Work Product. Do not release. Do not forward.  
 Don't transmit electronically--hard copy to OC only. Thank you.

**Surplus Storage**

**Available Storage**

**Surplus Trigger**

Month	COE		CCMWA		Cartersville		Total	COE		CCMWA		Cartersville		Total	COE		CCMWA		Cartersville	SUM
	DSF	DSF	DSF	DSF	DSF	DSF		DSF	DSF	DSF	DSF	DSF	DSF		DSF	DSF	DSF	DSF		
Jan-91	0	1410	1012	2422	67852	0	0	67852	0	0	3	5	8							
Feb-91	0	1752	1312	3063	41325	0	0	41325	0	0	3	5	8							
Mar-91	0	2987	1868	4855	21346	0	0	21346	0	0	3	5	8							
Apr-91	8025	2099	1370	11494	0	0	0	0	0	1	3	5	9							
May-91	0	3218	1929	5147	1336	0	0	1336	0	0	3	5	8							
Jun-91	9058	653	793	10504	0	0	0	0	0	1	3	5	9							
Jul-91	7226	513	723	8462	0	0	0	0	0	1	3	5	9							
Aug-91	3529	741	811	5081	0	0	0	0	0	1	3	5	9							
Sep-91	0	299	566	864	12782	0	0	12782	0	0	3	5	8							
Oct-91	0	0	152	152	37106	590	0	37696	0	0	0	5	5							
Nov-91	0	0	590	590	60997	74	0	61071	0	0	0	5	5							
Dec-91	0	1068	827	1895	80878	0	0	80878	0	0	3	5	8							
Jan-92	0	1745	1145	2890	77358	0	0	77358	0	0	3	5	8							
Feb-92	0	2878	1673	4551	38557	0	0	38557	0	0	3	5	8							
Mar-92	0	2983	1781	4763	22653	0	0	22653	0	0	3	5	8							
Apr-92	0	1326	1010	2337	2751	0	0	2751	0	0	3	5	8							
May-92	9126	56	456	9637	0	0	0	0	0	1	3	5	9							
Jun-92	5927	209	470	6606	0	0	0	0	0	1	3	5	9							
Jul-92	3282	346	637	4234	0	0	0	0	0	1	3	5	9							
Aug-92	6144	135	451	6730	0	0	0	0	0	1	3	5	9							
Sep-92	0	0	288	288	9383	112	0	9495	0	0	0	5	5							
Oct-92	0	0	292	292	19607	229	0	19836	0	0	0	5	5							
Nov-92	0	0	3001	4887	45459	0	0	45459	0	0	3	5	8							
Dec-92	0	4585	2539	7124	75994	0	0	75994	0	0	3	5	8							
Jan-93	0	6169	3314	9483	57345	0	0	57345	0	0	3	5	8							
Feb-93	0	2633	1563	4196	42099	0	0	42099	0	0	3	5	8							
Mar-93	0	3128	2051	5179	19242	0	0	19242	0	0	3	5	8							

Prepared at the request of counsel in anticipation of litigation.  
 Attorney Work Product. Do not release. Do not forward.  
 Don't transmit electronically--hard copy to OC only. Thank you.

**Surplus Storage**

**Available Storage**

**Surplus Trigger**

Month	COE			CCMWA			Total	COE			CCMWA			Total	COE			CCMWA			SUM
	DSF	DSF	DSF	DSF	DSF	DSF		DSF	DSF	DSF	DSF	DSF	DSF		DSF	DSF	DSF	DSF	DSF	DSF	
Apr-93	0	1593	1441	3034	70	0	0	70	0	0	0	0	0	0	0	0	0	0	0	0	8
May-93	6148	799	896	7843	0	0	0	0	0	0	0	0	0	0	0	0	0	0	0	0	9
Jun-93	4265	0	329	4594	0	480	0	480	0	0	0	0	0	0	0	0	0	0	0	0	6
Jul-93	0	0	0	0	16080	1668	141	17889	0	0	0	0	0	0	0	0	0	0	0	0	0
Aug-93	0	0	0	0	20066	3222	317	23606	0	0	0	0	0	0	0	0	0	0	0	0	0
Sep-93	0	0	0	0	35762	4741	618	41122	0	0	0	0	0	0	0	0	0	0	0	0	0
Oct-93	0	0	0	0	55505	5752	834	62091	0	0	0	0	0	0	0	0	0	0	0	0	0
Nov-93	0	0	0	0	69709	5434	630	75772	0	0	0	0	0	0	0	0	0	0	0	0	0
Dec-93	0	0	0	0	74419	5411	284	80114	0	0	0	0	0	0	0	0	0	0	0	0	0
Jan-94	0	0	400	400	70721	4768	0	75489	0	0	0	0	0	0	0	0	0	0	0	0	5
Feb-94	0	0	1132	1132	44958	2720	0	47679	0	0	0	0	0	0	0	0	0	0	0	0	5
Mar-94	3471	1029	1983	6482	0	0	0	0	0	0	0	0	0	0	0	0	0	0	0	0	9
Apr-94	2439	2518	1525	6482	0	0	0	0	0	0	0	0	0	0	0	0	0	0	0	0	9
May-94	8941	179	455	9576	0	0	0	0	0	0	0	0	0	0	0	0	0	0	0	0	9
Jun-94	17264	475	573	18312	0	0	0	0	0	0	0	0	0	0	0	0	0	0	0	0	9
Jul-94	532	471	510	1512	0	0	0	0	0	0	0	0	0	0	0	0	0	0	0	0	9
Aug-94	2016	423	464	2904	0	0	0	0	0	0	0	0	0	0	0	0	0	0	0	0	9
Sep-94	0	0	33	33	27655	508	0	28162	0	0	0	0	0	0	0	0	0	0	0	0	5
Oct-94	0	0	203	203	75668	468	0	76136	0	0	0	0	0	0	0	0	0	0	0	0	5
Nov-94	0	0	269	269	71682	329	0	72010	0	0	0	0	0	0	0	0	0	0	0	0	5
Dec-94	0	28	438	466	83645	0	0	83645	0	0	0	0	0	0	0	0	0	0	0	0	8
Jan-95	0	1052	768	1820	62071	0	0	62071	0	0	0	0	0	0	0	0	0	0	0	0	8
Feb-95	0	2954	1642	4595	38498	0	0	38498	0	0	0	0	0	0	0	0	0	0	0	0	8
Mar-95	0	2736	1559	4296	34215	0	0	34215	0	0	0	0	0	0	0	0	0	0	0	0	8
Apr-95	0	453	616	1069	5090	0	0	5090	0	0	0	0	0	0	0	0	0	0	0	0	8
May-95	461	31	355	847	0	0	0	0	0	0	0	0	0	0	0	0	0	0	0	0	9
Jun-95	4852	0	251	5103	0	264	0	264	0	0	0	0	0	0	0	0	0	0	0	0	6
Jul-95	0	0	0	0	12574	1781	273	14628	0	0	0	0	0	0	0	0	0	0	0	0	0
Aug-95	0	0	0	0	13998	2777	224	16999	0	0	0	0	0	0	0	0	0	0	0	0	0
Sep-95	0	0	0	0	35412	4149	360	39921	0	0	0	0	0	0	0	0	0	0	0	0	0
Oct-95	0	0	781	781	35685	2743	0	38428	0	0	0	0	0	0	0	0	0	0	0	0	5



Prepared at the request of counsel in anticipation of litigation.  
 Attorney Work Product. Do not release. Do not forward.  
 Don't transmit electronically--hard copy to OC only. Thank you.

**Surplus Storage**

**Available Storage**

**Surplus Trigger**

Month	COE			CCMWA			Cartersville	Total	COE			CCMWA			Cartersville	SUM
	DSF	DSF	DSF	DSF	DSF	DSF			DSF	DSF	DSF	DSF	DSF	DSF		
Nov-95	0	0	1497	1497	1497	70465	412	0	70877	0	0	0	5	5		
Dec-95	0	48	611	660	82289	82289	0	0	82289	0	3	3	5	8		
Jan-96	0	4724	2562	7286	13661	13661	0	0	13661	0	3	3	5	8		
Feb-96	0	3570	1997	5567	47538	47538	0	0	47538	0	3	3	5	8		
Mar-96	0	6345	3252	9597	33364	33364	0	0	33364	0	3	3	5	8		
Apr-96	2753	2520	1395	6668	0	0	0	0	0	1	3	3	5	9		
May-96	5440	299	619	6358	0	0	0	0	0	1	3	3	5	9		
Jun-96	1521	0	291	1812	0	602	0	602	1669	1	0	0	5	6		
Jul-96	1314	0	0	1314	0	1551	118	602	1669	1	0	0	5	6		
Aug-96	0	0	32	32	3908	1918	0	5827	5827	0	0	0	5	5		
Sep-96	0	0	0	0	16653	2832	3	19488	19488	0	0	0	0	0		
Oct-96	0	0	0	0	30540	4056	179	34775	34775	0	0	0	0	0		
Nov-96	0	0	0	0	57794	4550	23	62367	62367	0	0	0	0	0		
Dec-96	0	0	710	710	78058	3854	0	81912	81912	0	0	0	5	5		
Jan-97	0	0	1244	1244	61613	1998	0	63611	63611	0	0	0	5	5		
Feb-97	0	163	1432	1596	27409	0	0	27409	27409	0	3	3	5	8		
Mar-97	0	2604	1799	4402	23339	0	0	23339	23339	0	3	3	5	8		
Apr-97	12351	1183	917	14451	0	0	0	0	0	1	3	3	5	9		
May-97	10695	963	895	12552	0	0	0	0	0	1	3	3	5	9		
Jun-97	6462	826	740	8029	0	0	0	0	0	1	3	3	5	9		
Jul-97	2870	0	453	3323	0	238	0	238	238	1	0	0	5	6		
Aug-97	0	0	0	0	6749	1049	22	7820	7820	0	0	0	0	0		
Sep-97	0	0	201	201	906	1897	0	2802	2802	0	0	0	5	5		
Oct-97	7441	0	891	8332	0	922	0	922	922	1	0	0	5	6		
Nov-97	0	435	536	971	65482	0	0	65482	65482	0	3	3	5	8		
Dec-97	0	936	783	1718	75278	0	0	75278	75278	0	3	3	5	8		
Jan-98	0	3209	1761	4970	70926	0	0	70926	70926	0	3	3	5	8		
Feb-98	0	4832	2634	7466	44241	0	0	44241	44241	0	3	3	5	8		
Mar-98	0	3965	2409	6374	16159	0	0	16159	16159	0	3	3	5	8		
Apr-98	3155	4755	2656	10566	0	0	0	0	0	1	3	3	5	9		
May-98	7734	1972	1539	11246	0	0	0	0	0	1	3	3	5	9		

Prepared at the request of counsel in anticipation of litigation.  
 Attorney Work Product. Do not release. Do not forward.  
 Don't transmit electronically--hard copy to OC only. Thank you.

**Surplus Storage**

**Available Storage**

**Surplus Trigger**

Month	COE			CCMWA			Total	COE			CCMWA			Total	COE			CCMWA			SUM
	DSF	DSF	DSF	DSF	DSF	DSF		DSF	DSF	DSF	DSF	DSF	DSF		DSF	DSF	DSF	DSF	DSF	DSF	
Jun-98	3844	0	455	4299	0	307	4265	1373	98	307	5736	1	0	5	6						
Jul-98	0	0	0	0	4265	1373	12208	2568	134	14910	0	0	0	0	0						
Aug-98	0	0	0	0	35862	4399	52904	6000	749	59653	0	0	0	0	0						
Sep-98	0	0	0	0	56444	6830	64813	7204	711	63986	0	0	0	0	0						
Oct-98	0	0	0	0	51262	6375	47789	5241	0	53030	0	0	0	0	0						
Nov-98	0	0	0	0	24172	4747	5495	6184	0	28919	0	0	0	0	0						
Dec-98	0	0	0	0	3725	5495	12740	1270	103	6184	1	1	0	5	6						
Jan-99	0	0	0	0	7164	1059	8288	1059	1	8225	0	0	0	0	0						
Feb-99	0	0	0	0	27161	3841	599	31601	0	31601	0	0	0	0	0						
Mar-99	0	0	0	0	37498	6372	1214	45084	0	45084	0	0	0	0	0						
Apr-99	0	0	0	0	32121	7589	1312	41021	0	41021	0	0	0	0	0						
May-99	0	0	0	0	53334	8760	1455	63549	0	63549	0	0	0	0	0						
Jun-99	12740	0	236	12976	71470	9981	1577	83028	0	83028	0	0	0	0	0						
Jul-99	8288	0	0	8288	42221	9580	1063	52864	0	52864	0	0	0	0	0						
Aug-99	0	0	0	0	26558	9641	37083	0	0	37083	0	0	0	0	0						
Sep-99	0	0	0	0	646	9229	10305	0	0	10305	0	0	0	0	0						
Oct-99	0	0	0	0	0	8175	8175	0	0	8175	1	1	0	5	6						
Nov-99	0	0	0	0	0	1640	1787	0	0	1787	0	0	0	0	0						
Dec-99	0	0	0	0	0	2193	17724	0	0	17724	0	0	0	0	0						
Jan-00	0	0	0	0	15132	2193	33903	0	0	33903	0	0	0	0	0						
Feb-00	0	0	0	0	28319	4706	49920	0	0	49920	0	0	0	0	0						
Mar-00	0	0	0	0	42056	6655	53696	0	0	53696	0	0	0	0	0						
Apr-00	117716	0	452	12167	45473	7222	75006	0	0	75006	0	0	0	0	0						
May-00	3117	0	0	3117	0	8175	8175	0	0	8175	1	1	0	5	6						
Jun-00	0	0	0	0	0	1640	1787	0	0	1787	0	0	0	0	0						
Jul-00	0	0	0	0	0	2193	17724	0	0	17724	0	0	0	0	0						
Aug-00	0	0	0	0	28319	4706	33903	0	0	33903	0	0	0	0	0						
Sep-00	0	0	0	0	42056	6655	49920	0	0	49920	0	0	0	0	0						
Oct-00	0	0	0	0	45473	7222	53696	0	0	53696	0	0	0	0	0						
Nov-00	0	0	0	0	64258	9316	75006	0	0	75006	0	0	0	0	0						
Dec-00	0	0	0	0	64258	9316	75006	0	0	75006	0	0	0	0	0						
					58710	9658	69508			69508											
					69927	10557	81629			81629											

Prepared at the request of counsel in anticipation of litigation.  
 Attorney Work Product. Do not release. Do not forward.  
 Don't transmit electronically--hard copy to OC only. Thank you.

**Surplus Storage**

**Available Storage**

**Surplus Trigger**

Month	COE			Total	COE			Total	COE			SUM
	DSF	CCMWA	Cartersville		DSF	CCMWA	Cartersville		DSF	CCMWA	Cartersville	
Jan-01	0	0	0	0	42538	9630	316	52484	0	0	0	0
Feb-01	0	0	254	254	22896	9169	0	32066	0	0	0	5
Mar-01	13110	0	1500	14610	0	6952	0	6952	1	0	0	6
Apr-01	8794	252	591	9637	0	0	0	0	1	3	5	9
May-01	9178	0	125	9303	0	1088	0	1088	1	0	5	6
Jun-01	11934	496	755	13185	0	0	0	0	1	3	5	9
Jul-01	2184	0	447	2631	0	393	0	393	1	0	5	6
Aug-01	0	0	0	0	17989	1710	176	19874	0	0	0	0
Sep-01	0	0	0	0	29848	3175	312	33335	0	0	0	0
Oct-01	0	0	0	0	46463	4851	553	51867	0	0	0	0
Nov-01	0	0	0	0	62638	6478	817	69934	0	0	0	0
Dec-01	0	0	0	0	74469	7374	797	82640	0	0	0	0
Jan-02	0	0	89	89	49590	6412	0	56002	0	0	5	5
Feb-02	0	0	299	299	42323	6567	0	48890	0	0	5	5
Mar-02	2553	0	875	3429	0	5794	0	5794	1	0	5	6
Apr-02	5259	0	395	5654	0	2509	0	2509	1	0	5	6
May-02	1457	0	321	1778	0	447	0	447	1	0	5	6
Jun-02	0	0	0	0	2441	1843	269	4553	0	0	0	0
Jul-02	0	0	0	0	14268	3919	695	18882	0	0	0	0
Aug-02	0	0	0	0	35248	6830	1344	43422	0	0	0	0
Sep-02	0	0	0	0	36285	8444	1525	46254	0	0	0	0
Oct-02	0	0	0	0	24675	9291	1424	35390	0	0	0	0
Nov-02	0	0	0	0	55180	8618	670	64467	0	0	0	0
Dec-02	0	0	1230	1230	45040	5636	0	50676	0	0	5	5
Jan-03	0	0	522	522	72300	5319	0	77619	0	0	5	5
Feb-03	0	0	1277	1277	43587	3360	0	46946	0	0	5	5
Mar-03	0	0	1938	1938	23017	229	0	23247	0	0	5	5
Apr-03	5389	464	877	6730	0	0	0	0	1	3	5	9
May-03	12144	3228	2054	17426	0	0	0	0	1	3	5	9
Jun-03	2060	1373	1285	4718	0	0	0	0	1	3	5	9
Jul-03	0	2186	1650	3836	3292	0	0	3292	0	3	5	8



Prepared at the request of counsel in anticipation of litigation.  
 Attorney Work Product. Do not release. Do not forward.  
 Don't transmit electronically--hard copy to OC only. Thank you.

**Surplus Storage**

**Available Storage**

**Surplus Trigger**

Month	COE			Total	COE			Total	COE			SUM
	DSF	CCMWA	Cartersville		DSF	CCMWA	Cartersville		DSF	CCMWA	Cartersville	
Aug-03	0	0	468	468	3344	258	3602	0	0	5	5	
Sep-03	0	0	12	12	10309	1337	11646	0	0	5	5	
Oct-03	0	0	0	0	34465	2415	36980	0	0	0	0	
Nov-03	0	0	447	447	59141	2063	61204	0	0	5	5	
Dec-03	0	0	478	478	83375	1646	85021	0	0	5	5	
Jan-04	0	0	613	613	71538	815	72354	0	0	5	5	
Feb-04	0	880	1051	1931	50807	0	50807	0	3	5	8	
Mar-04	0	285	430	714	32420	0	32420	0	3	5	8	
Apr-04	0	278	583	861	6538	0	6538	0	3	5	8	
May-04	2082	0	246	2328	0	513	513	1	0	5	6	
Jun-04	2319	0	263	2583	0	466	466	1	0	5	6	
Jul-04	0	0	260	260	5512	602	6114	0	0	5	5	
Aug-04	0	0	0	0	14037	2072	16209	0	0	0	0	
Sep-04	20948	587	1692	23226	0	0	0	1	3	5	9	
Oct-04	0	0	6	6	28094	937	29031	0	0	5	5	
Nov-04	0	20	850	870	35286	0	35286	0	3	5	8	
Dec-04	0	1778	1274	3052	77975	0	77975	0	3	5	8	
Jan-05	0	373	538	911	75132	0	75132	0	3	5	8	
Feb-05	0	2253	1418	3671	25034	0	25034	0	3	5	8	
Mar-05	6033	2865	1730	10627	0	0	0	1	3	5	9	
Apr-05	0	2154	1420	3574	1820	0	1820	0	3	5	8	
May-05	0	0	430	430	394	272	666	0	0	5	5	
Jun-05	0	270	700	970	4044	0	4044	0	3	5	8	
Jul-05	3251	3803	2213	9266	0	0	0	1	3	5	9	
Aug-05	0	0	392	392	1101	1	1102	0	0	5	5	
Sep-05	0	0	0	0	17174	1503	18937	0	0	0	0	
Oct-05	0	0	0	0	34856	2493	37647	0	0	0	0	
Nov-05	0	0	0	0	63724	3326	67424	0	0	0	0	
Dec-05	0	0	138	138	79609	2780	82389	0	0	5	5	
Jan-06	0	0	933	933	69837	1242	71079	0	0	5	5	
Feb-06	0	28	784	813	48139	0	48139	0	3	5	8	

Prepared at the request of counsel in anticipation of litigation.  
 Attorney Work Product. Do not release. Do not forward.  
 Don't transmit electronically--hard copy to OC only. Thank you.

**Surplus Storage**

**Available Storage**

**Surplus Trigger**

Month	COE			Total	COE			Total	COE			SUM
	DSF	CCMWA	Cartersville		DSF	CCMWA	Cartersville		DSF	CCMWA	Cartersville	
Mar-06	0	947	741	1688	34288	0	0	34288	0	3	5	8
Apr-06	0	165	481	646	5553	0	0	5553	0	3	5	8
May-06	0	0	0	0	2828	1319	51	4198	0	0	0	0
Jun-06	0	0	0	0	12251	3407	381	16039	0	0	0	0
Jul-06	0	0	0	0	28092	5864	870	34826	0	0	0	0
Aug-06	0	0	0	0	35684	7973	1329	44987	0	0	0	0
Sep-06	0	0	0	0	37936	9338	1554	48828	0	0	0	0
Oct-06	0	0	0	0	40960	10456	1639	53054	0	0	0	0
Nov-06	0	0	0	0	60187	10042	1140	71369	0	0	0	0
Dec-06	0	0	0	0	65370	10419	1026	76815	0	0	0	0
Jan-07	0	0	115	115	69874	8782	0	78656	0	0	5	5
Feb-07	0	0	314	314	48029	8786	0	56814	0	0	5	5
Mar-07	0	0	445	445	21155	8735	0	29891	0	0	5	5
Apr-07	0	0	16	16	6619	9550	0	16168	0	0	5	5
May-07	0	0	0	0	3356	11408	371	15136	0	0	0	0
Jun-07	0	0	0	0	7474	13369	851	21694	0	0	0	0
Jul-07	0	0	0	0	11012	14859	1235	27106	0	0	0	0
Aug-07	0	0	0	0	28566	17446	1909	47911	0	0	0	0
Sep-07	0	0	0	0	48166	19671	2564	70401	0	0	0	0
Oct-07	0	0	0	0	48166	19671	2564	70401	0	0	0	0
Nov-07	0	0	0	0	48166	19671	2564	70401	0	0	0	0
Dec-07	0	0	0	0	48166	19671	2564	70401	0	0	0	0

**ALLATOON**  
 CONVERSIONS  
 MG TO DSF  
 1.547287558

Prepared at the request of counsel in anticipation of litigation.  
 Attorney Work Product. Do not release. Do not forward.  
 Don't transmit electronically--hard copy to OC only. Thank you.

Month	<u>Surplus Distribution Percentage</u>			<u>Surplus Distribution</u>			<u>Remaining Storage 2nd Iteration</u>		
	COE	CCMWA	Cartersville	COE DSF	CCMWA DSF	Cartersville DSF	COE DSF	CCMWA DSF	Cartersville DSF
Jan-91	100%	0%	0%	2422	0	0	68209	6625	3212
Feb-91	100%	0%	0%	3063	0	0	95377	6625	3212
Mar-91	100%	0%	0%	4855	0	0	117148	6625	3212
Apr-91	0%	0%	0%	0	0	0	145133	6625	3212
May-91	100%	0%	0%	5147	0	0	137450	6625	3212
Jun-91	0%	0%	0%	0	0	0	144143	6625	3212
Jul-91	0%	0%	0%	0	0	0	142101	6625	3212
Aug-91	0%	0%	0%	0	0	0	138720	6625	3212
Sep-91	100%	0%	0%	864	0	0	121721	6625	3212
Oct-91	95%	5%	0%	145	7	0	96678	6042	3212
Nov-91	95%	5%	0%	562	28	0	73205	6578	3212
Dec-91	100%	0%	0%	1895	0	0	54657	6625	3212
Jan-92	100%	0%	0%	2890	0	0	59170	6625	3212
Feb-92	100%	0%	0%	4551	0	0	99633	6625	3212
Mar-92	100%	0%	0%	4763	0	0	115750	6625	3212
Apr-92	100%	0%	0%	2337	0	0	133225	6625	3212
May-92	0%	0%	0%	0	0	0	143277	6625	3212
Jun-92	0%	0%	0%	0	0	0	140245	6625	3212
Jul-92	0%	0%	0%	0	0	0	137874	6625	3212
Aug-92	0%	0%	0%	0	0	0	140369	6625	3212
Sep-92	95%	5%	0%	274	14	0	124531	6526	3212
Oct-92	95%	5%	0%	278	14	0	114311	6410	3212
Nov-92	100%	0%	0%	4887	0	0	93068	6625	3212
Dec-92	100%	0%	0%	7124	0	0	64769	6625	3212
Jan-93	100%	0%	0%	9483	0	0	85777	6625	3212
Feb-93	100%	0%	0%	4196	0	0	95736	6625	3212
Mar-93	100%	0%	0%	5179	0	0	119576	6625	3212



Prepared at the request of counsel in anticipation of litigation.  
 Attorney Work Product. Do not release. Do not forward.  
 Don't transmit electronically--hard copy to OC only. Thank you.

**Surplus Distribution Percentage**

**Surplus Distribution**

**Remaining Storage 2nd Iteration**

Month	COE CCMWA Cartersville			COE CCMWA Cartersville			COE CCMWA Cartersville		
	DSF	DSF	DSF	DSF	DSF	DSF	DSF	DSF	
Apr-93	100%	0%	0%	3034	0	0	136603	6625	3212
May-93	0%	0%	0%	0	0	0	141482	6625	3212
Jun-93	0%	100%	0%	0	4594	0	133639	10738	3212
Jul-93	0%	0%	0%	0	0	0	117559	4956	3071
Aug-93	0%	0%	0%	0	0	0	113573	3403	2895
Sep-93	0%	0%	0%	0	0	0	97877	1884	2594
Oct-93	0%	0%	0%	0	0	0	78135	873	2378
Nov-93	0%	0%	0%	0	0	0	63930	1191	2583
Dec-93	0%	0%	0%	0	0	0	59220	1214	2928
Jan-94	95%	5%	0%	382	19	0	63300	1876	3212
Feb-94	95%	5%	0%	1079	53	0	89760	3958	3212
Mar-94	0%	0%	0%	0	0	0	140121	6625	3212
Apr-94	0%	0%	0%	0	0	0	140121	6625	3212
May-94	0%	0%	0%	0	0	0	143215	6625	3212
Jun-94	0%	0%	0%	0	0	0	151951	6625	3212
Jul-94	0%	0%	0%	0	0	0	135151	6625	3212
Aug-94	0%	0%	0%	0	0	0	136543	6625	3212
Sep-94	95%	5%	0%	31	2	0	106016	6119	3212
Oct-94	95%	5%	0%	194	10	0	58165	6166	3212
Nov-94	95%	5%	0%	256	13	0	62214	6309	3212
Dec-94	100%	0%	0%	466	0	0	50460	6625	3212
Jan-95	100%	0%	0%	1820	0	0	73388	6625	3212
Feb-95	100%	0%	0%	4595	0	0	99736	6625	3212
Mar-95	100%	0%	0%	4296	0	0	103720	6625	3212
Apr-95	100%	0%	0%	1069	0	0	129618	6625	3212
May-95	0%	0%	0%	0	0	0	134486	6625	3212
Jun-95	0%	100%	0%	0	5103	0	133639	11464	3212
Jul-95	0%	0%	0%	0	0	0	121065	4844	2939
Aug-95	0%	0%	0%	0	0	0	119641	3848	2988
Sep-95	0%	0%	0%	0	0	0	98227	2476	2853
Oct-95	95%	5%	0%	744	37	0	98699	3918	3212

Prepared at the request of counsel in anticipation of litigation.  
 Attorney Work Product. Do not release. Do not forward.  
 Don't transmit electronically--hard copy to OC only. Thank you.

**Surplus Distribution Percentage**

**Surplus Distribution**

**Remaining Storage 2nd Iteration**

Month	COE CCMWA Cartersville			COE CCMWA Cartersville			COE CCMWA Cartersville		
	COE	CCMWA	Cartersville	DSF	DSF	DSF	DSF	DSF	DSF
Nov-95	95%	5%	0%	1426	71	0	64600	6283	3212
Dec-95	100%	0%	0%	660	0	0	52010	6625	3212
Jan-96	100%	0%	0%	7286	0	0	127264	6625	3212
Feb-96	100%	0%	0%	5567	0	0	91668	6625	3212
Mar-96	100%	0%	0%	9597	0	0	109872	6625	3212
Apr-96	0%	0%	0%	0	0	0	140307	6625	3212
May-96	0%	0%	0%	0	0	0	139998	6625	3212
Jun-96	0%	100%	0%	0	1812	0	133639	7835	3212
Jul-96	0%	67%	33%	0	885	429	133639	5959	3523
Aug-96	95%	5%	0%	30	2	0	129761	4708	3212
Sep-96	0%	0%	0%	0	0	0	116986	3792	3209
Oct-96	0%	0%	0%	0	0	0	103100	2568	3033
Nov-96	0%	0%	0%	0	0	0	75846	2075	3189
Dec-96	95%	5%	0%	676	34	0	56257	2804	3212
Jan-97	95%	5%	0%	1186	59	0	73212	4685	3212
Feb-97	100%	0%	0%	1596	0	0	107825	6625	3212
Mar-97	100%	0%	0%	4402	0	0	114702	6625	3212
Apr-97	0%	0%	0%	0	0	0	148090	6625	3212
May-97	0%	0%	0%	0	0	0	146192	6625	3212
Jun-97	0%	0%	0%	0	0	0	141668	6625	3212
Jul-97	0%	100%	0%	0	3323	0	133639	9710	3212
Aug-97	0%	0%	0%	0	0	0	126890	5576	3190
Sep-97	95%	5%	0%	191	9	0	132925	4737	3212
Oct-97	0%	100%	0%	0	8332	0	133639	14035	3212
Nov-97	100%	0%	0%	971	0	0	69128	6625	3212
Dec-97	100%	0%	0%	1718	0	0	60080	6625	3212
Jan-98	100%	0%	0%	4970	0	0	67684	6625	3212
Feb-98	100%	0%	0%	7466	0	0	96864	6625	3212
Mar-98	100%	0%	0%	6374	0	0	123854	6625	3212
Apr-98	0%	0%	0%	0	0	0	144205	6625	3212
May-98	0%	0%	0%	0	0	0	144885	6625	3212

Prepared at the request of counsel in anticipation of litigation.  
 Attorney Work Product. Do not release. Do not forward.  
 Don't transmit electronically--hard copy to OC only. Thank you.

**Surplus Distribution Percentage**

**Surplus Distribution**

**Remaining Storage 2nd Iteration**

Month	COE CCMWA Cartersville			COE CCMWA Cartersville			COE CCMWA Cartersville		
	DSF	DSF	DSF	DSF	DSF	DSF	DSF	DSF	
Jun-98	0%	100%	0%	0	4299	0	133639	10617	3212
Jul-98	0%	0%	0%	0	0	0	129375	5252	3114
Aug-98	0%	0%	0%	0	0	0	121431	4056	3078
Sep-98	0%	0%	0%	0	0	0	97778	2226	2751
Oct-98	0%	0%	0%	0	0	0	80735	624	2463
Nov-98	0%	0%	0%	0	0	0	77195	-205	2501
Dec-98	0%	0%	0%	0	0	0	68826	-580	2745
Jan-99	95%	5%	0%	308	15	0	82685	265	3212
Feb-99	95%	5%	0%	837	41	0	86686	1426	3212
Mar-99	95%	5%	0%	550	27	0	110017	1905	3212
Apr-99	95%	5%	0%	123	6	0	130037	1136	3212
May-99	0%	100%	0%	0	12976	0	133639	13416	3212
Jun-99	0%	67%	33%	0	5582	2706	133639	10936	5816
Jul-99	0%	0%	0%	0	0	0	126475	5565	3211
Aug-99	0%	0%	0%	0	0	0	106478	2784	2613
Sep-99	0%	0%	0%	0	0	0	96141	252	1998
Oct-99	0%	0%	0%	0	0	0	101519	-964	1900
Nov-99	0%	0%	0%	0	0	0	80305	-2135	1757
Dec-99	0%	0%	0%	0	0	0	62169	-3356	1635
Jan-00	0%	0%	0%	0	0	0	91418	-2955	2149
Feb-00	0%	0%	0%	0	0	0	107082	-3016	2328
Mar-00	0%	0%	0%	0	0	0	132993	-2605	2782
Apr-00	0%	100%	0%	0	12167	0	133639	10617	3212
May-00	0%	67%	33%	0	2099	1018	133639	7084	4084
Jun-00	0%	0%	0%	0	0	0	118508	4432	2813
Jul-00	0%	0%	0%	0	0	0	105320	1918	2335
Aug-00	0%	0%	0%	0	0	0	91583	-30	2002
Sep-00	0%	0%	0%	0	0	0	88167	-597	2210
Oct-00	0%	0%	0%	0	0	0	69381	-2692	1781
Nov-00	0%	0%	0%	0	0	0	74929	-3033	2072
Dec-00	0%	0%	0%	0	0	0	63713	-3932	2066



Prepared at the request of counsel in anticipation of litigation.  
 Attorney Work Product. Do not release. Do not forward.  
 Don't transmit electronically--hard copy to OC only. Thank you.

**Surplus Distribution Percentage**

**Surplus Distribution**

**Remaining Storage 2nd Iteration**

Month	COE			CCMWA			Cartersville		
	COE	CCMWA	Cartersville	DSF	DSF	DSF	DSF	DSF	DSF
Jan-01	0%	0%	0%	0	0	0	91102	-3006	2896
Feb-01	95%	5%	0%	242	12	0	110985	-2533	3212
Mar-01	0%	100%	0%	0	14610	0	133639	14282	3212
Apr-01	0%	0%	0%	0	0	0	143277	6625	3212
May-01	0%	100%	0%	0	9303	0	133639	14839	3212
Jun-01	0%	0%	0%	0	0	0	146825	6625	3212
Jul-01	0%	100%	0%	0	2631	0	133639	8863	3212
Aug-01	0%	0%	0%	0	0	0	115650	4915	3036
Sep-01	0%	0%	0%	0	0	0	103791	3450	2900
Oct-01	0%	0%	0%	0	0	0	87176	1774	2659
Nov-01	0%	0%	0%	0	0	0	71001	147	2395
Dec-01	0%	0%	0%	0	0	0	59170	-749	2415
Jan-02	95%	5%	0%	85	4	0	84134	217	3212
Feb-02	95%	5%	0%	285	14	0	91601	72	3212
Mar-02	0%	100%	0%	0	3429	0	133639	4260	3212
Apr-02	0%	100%	0%	0	5654	0	133639	9770	3212
May-02	0%	100%	0%	0	1778	0	133639	7956	3212
Jun-02	0%	0%	0%	0	0	0	131198	4782	2943
Jul-02	0%	0%	0%	0	0	0	119371	2706	2517
Aug-02	0%	0%	0%	0	0	0	98391	-205	1868
Sep-02	0%	0%	0%	0	0	0	97354	-1819	1687
Oct-02	0%	0%	0%	0	0	0	108964	-2666	1788
Nov-02	0%	0%	0%	0	0	0	78459	-1993	2542
Dec-02	95%	5%	0%	1172	58	0	89771	1047	3212
Jan-03	95%	5%	0%	498	25	0	61837	1330	3212
Feb-03	95%	5%	0%	1217	60	0	91270	3325	3212
Mar-03	95%	5%	0%	1847	92	0	112469	6487	3212
Apr-03	0%	0%	0%	0	0	0	140369	6625	3212
May-03	0%	0%	0%	0	0	0	151065	6625	3212
Jun-03	0%	0%	0%	0	0	0	138357	6625	3212
Jul-03	100%	0%	0%	3836	0	0	134184	6625	3212

Prepared at the request of counsel in anticipation of litigation.  
 Attorney Work Product. Do not release. Do not forward.  
 Don't transmit electronically--hard copy to OC only. Thank you.

**Surplus Distribution Percentage**

**Surplus Distribution**

**Remaining Storage 2nd Iteration**

Month	COE			CCMWA			Cartersville			COE	CCMWA	Cartersville	COE	CCMWA	Cartersville
	COE	CCMWA	Cartersville	COE	CCMWA	Cartersville	COE	CCMWA	Cartersville						
Aug-03	95%	5%	0%	446	22	0	130741	6389	3212						
Sep-03	95%	5%	0%	11	1	0	123342	5288	3212						
Oct-03	0%	0%	0%	0	0	0	99174	4209	3112						
Nov-03	95%	5%	0%	426	21	0	74924	4583	3212						
Dec-03	95%	5%	0%	456	23	0	50720	5001	3212						
Jan-04	95%	5%	0%	584	29	0	62685	5838	3212						
Feb-04	100%	0%	0%	1931	0	0	84763	6625	3212						
Mar-04	100%	0%	0%	714	0	0	101933	6625	3212						
Apr-04	100%	0%	0%	861	0	0	127963	6625	3212						
May-04	0%	100%	0%	0	2328	0	133639	8439	3212						
Jun-04	0%	100%	0%	0	2583	0	133639	8742	3212						
Jul-04	95%	5%	0%	248	12	0	128375	6035	3212						
Aug-04	0%	0%	0%	0	0	0	119602	4553	3112						
Sep-04	0%	0%	0%	0	0	0	156865	6625	3212						
Oct-04	95%	5%	0%	6	0	0	105550	5688	3212						
Nov-04	100%	0%	0%	870	0	0	99223	6625	3212						
Dec-04	100%	0%	0%	3052	0	0	58716	6625	3212						
Jan-05	100%	0%	0%	911	0	0	59418	6625	3212						
Feb-05	100%	0%	0%	3671	0	0	112276	6625	3212						
Mar-05	0%	0%	0%	0	0	0	144267	6625	3212						
Apr-05	100%	0%	0%	3574	0	0	135393	6625	3212						
May-05	95%	5%	0%	409	20	0	133654	6373	3212						
Jun-05	100%	0%	0%	970	0	0	130564	6625	3212						
Jul-05	0%	0%	0%	0	0	0	142905	6625	3212						
Aug-05	95%	5%	0%	374	19	0	132912	6643	3212						
Sep-05	0%	0%	0%	0	0	0	116465	5122	2952						
Oct-05	0%	0%	0%	0	0	0	98784	4132	2914						
Nov-05	0%	0%	0%	0	0	0	69915	3299	2839						
Dec-05	95%	5%	0%	131	7	0	54162	3851	3212						
Jan-06	95%	5%	0%	889	44	0	64691	5427	3212						
Feb-06	100%	0%	0%	813	0	0	86313	6625	3212						

Prepared at the request of counsel in anticipation of litigation.  
 Attorney Work Product. Do not release. Do not forward.  
 Don't transmit electronically--hard copy to OC only. Thank you.

**Surplus Distribution Percentage**

**Surplus Distribution**

**Remaining Storage 2nd Iteration**

Month	COE CCMWA Cartersville			COE CCMWA Cartersville			COE CCMWA Cartersville		
	DSF	DSF	DSF	DSF	DSF	DSF	DSF	DSF	
Mar-06	100%	0%	0%	1688	0	0	101040	6625	3212
Apr-06	100%	0%	0%	646	0	0	128731	6625	3212
May-06	0%	0%	0%	0	0	0	130812	5305	3161
Jun-06	0%	0%	0%	0	0	0	121388	3217	2831
Jul-06	0%	0%	0%	0	0	0	105547	761	2342
Aug-06	0%	0%	0%	0	0	0	97955	-1349	1883
Sep-06	0%	0%	0%	0	0	0	95703	-2713	1658
Oct-06	0%	0%	0%	0	0	0	92679	-3831	1573
Nov-06	0%	0%	0%	0	0	0	73452	-3417	2072
Dec-06	0%	0%	0%	0	0	0	68270	-3795	2186
Jan-07	95%	5%	0%	110	5	0	63875	-2152	3212
Feb-07	95%	5%	0%	299	15	0	85909	-2146	3212
Mar-07	95%	5%	0%	424	21	0	112908	-2089	3212
Apr-07	95%	5%	0%	15	1	0	127036	-2924	3212
May-07	0%	0%	0%	0	0	0	130283	-4784	2841
Jun-07	0%	0%	0%	0	0	0	126165	-6744	2361
Jul-07	0%	0%	0%	0	0	0	122627	-8234	1977
Aug-07	0%	0%	0%	0	0	0	105083	-10821	1303
Sep-07	0%	0%	0%	0	0	0	85473	-13046	648
Oct-07	0%	0%	0%	0	0	0	85473	-13046	648
Nov-07	0%	0%	0%	0	0	0	85473	-13046	648
Dec-07	0%	0%	0%	0	0	0	85473	-13046	648



Prepared at the request of counsel in anticipation of litigation.  
 Attorney Work Product. Do not release. Do not forward.  
 Don't transmit electronically--hard copy to OC only. Thank you.

**ALLATOON**  
 CONVERSIONS  
 MG TO DSF  
 1.547287558

Month	<u>Surplus Re-Distribution</u>			<u>Remaining Storage 3rd Iteration</u>			<u>Surplus Re-Distribution</u>			
	COE DSF	CCMWA DSF	Cartersville DSF	Sum DSF	COE DSF	CCMWA DSF	Cartersville DSF	COE DSF	CCMWA DSF	Cartersville DSF
Jan-91	0	0	0	0	68209	6625	3212	0	0	0
Feb-91	0	0	0	0	95377	6625	3212	0	0	0
Mar-91	0	0	0	0	117148	6625	3212	0	0	0
Apr-91	11494	0	0	0	145133	6625	3212	0	0	0
May-91	3811	0	0	0	137450	6625	3212	0	0	0
Jun-91	10504	0	0	0	144143	6625	3212	0	0	0
Jul-91	8462	0	0	0	142101	6625	3212	0	0	0
Aug-91	5081	0	0	0	138720	6625	3212	0	0	0
Sep-91	0	0	0	0	121721	6625	3212	0	0	0
Oct-91	0	0	0	0	96678	6042	3212	0	0	0
Nov-91	0	0	0	0	73205	6578	3212	0	0	0
Dec-91	0	0	0	0	54657	6625	3212	0	0	0
Jan-92	0	0	0	0	59170	6625	3212	0	0	0
Feb-92	0	0	0	0	99633	6625	3212	0	0	0
Mar-92	0	0	0	0	115750	6625	3212	0	0	0
Apr-92	0	0	0	0	133225	6625	3212	0	0	0
May-92	9637	0	0	0	143277	6625	3212	0	0	0
Jun-92	6606	0	0	0	140245	6625	3212	0	0	0
Jul-92	4234	0	0	0	137874	6625	3212	0	0	0
Aug-92	6730	0	0	0	140369	6625	3212	0	0	0
Sep-92	0	0	0	0	124531	6526	3212	0	0	0
Oct-92	0	0	0	0	114311	6410	3212	0	0	0
Nov-92	0	0	0	0	93068	6625	3212	0	0	0
Dec-92	0	0	0	0	64769	6625	3212	0	0	0
Jan-93	0	0	0	0	85777	6625	3212	0	0	0
Feb-93	0	0	0	0	95736	6625	3212	0	0	0
Mar-93	0	0	0	0	119576	6625	3212	0	0	0

Prepared at the request of counsel in anticipation of litigation.  
 Attorney Work Product. Do not release. Do not forward.  
 Don't transmit electronically--hard copy to OC only. Thank you.

**Surplus Re-Distribution**

**Remaining Storage 3rd**

**Surplus Re-Distribution**

*Heratoin*

Month	COE			Sum	COE			COE			CCMWA			Cartersville		
	DSF	CCMWA	Cartersville		DSF	CCMWA	Cartersville	DSF	CCMWA	Cartersville	DSF	CCMWA	Cartersville	DSF	CCMWA	Cartersville
Apr-93	2964	0	0	0	136603	6625	3212	0	0	0	0	0	0	0	0	0
May-93	7843	0	0	0	141482	6625	3212	0	0	0	0	0	0	0	0	0
Jun-93	0	4113	0	4113	137753	6625	3212	0	0	0	0	0	0	0	0	0
Jul-93	0	0	0	0	117559	4956	3071	0	0	0	0	0	0	0	0	0
Aug-93	0	0	0	0	113573	3403	2895	0	0	0	0	0	0	0	0	0
Sep-93	0	0	0	0	97877	1884	2594	0	0	0	0	0	0	0	0	0
Oct-93	0	0	0	0	78135	873	2378	0	0	0	0	0	0	0	0	0
Nov-93	0	0	0	0	63930	1191	2583	0	0	0	0	0	0	0	0	0
Dec-93	0	0	0	0	59220	1214	2928	0	0	0	0	0	0	0	0	0
Jan-94	0	0	0	0	63300	1876	3212	0	0	0	0	0	0	0	0	0
Feb-94	0	0	0	0	89760	3958	3212	0	0	0	0	0	0	0	0	0
Mar-94	6482	0	0	0	140121	6625	3212	0	0	0	0	0	0	0	0	0
Apr-94	6482	0	0	0	140121	6625	3212	0	0	0	0	0	0	0	0	0
May-94	9576	0	0	0	143215	6625	3212	0	0	0	0	0	0	0	0	0
Jun-94	18312	0	0	0	151951	6625	3212	0	0	0	0	0	0	0	0	0
Jul-94	1512	0	0	0	135151	6625	3212	0	0	0	0	0	0	0	0	0
Aug-94	2904	0	0	0	136543	6625	3212	0	0	0	0	0	0	0	0	0
Sep-94	0	0	0	0	106016	6119	3212	0	0	0	0	0	0	0	0	0
Oct-94	0	0	0	0	58165	6166	3212	0	0	0	0	0	0	0	0	0
Nov-94	0	0	0	0	62214	6309	3212	0	0	0	0	0	0	0	0	0
Dec-94	0	0	0	0	50460	6625	3212	0	0	0	0	0	0	0	0	0
Jan-95	0	0	0	0	73388	6625	3212	0	0	0	0	0	0	0	0	0
Feb-95	0	0	0	0	99736	6625	3212	0	0	0	0	0	0	0	0	0
Mar-95	0	0	0	0	103720	6625	3212	0	0	0	0	0	0	0	0	0
Apr-95	0	0	0	0	129618	6625	3212	0	0	0	0	0	0	0	0	0
May-95	847	0	0	0	134486	6625	3212	0	0	0	0	0	0	0	0	0
Jun-95	0	4839	0	4839	138478	6625	3212	0	0	0	0	0	0	0	0	0
Jul-95	0	0	0	0	121065	4844	2939	0	0	0	0	0	0	0	0	0
Aug-95	0	0	0	0	119641	3848	2988	0	0	0	0	0	0	0	0	0
Sep-95	0	0	0	0	98227	2476	2853	0	0	0	0	0	0	0	0	0
Oct-95	0	0	0	0	98699	3918	3212	0	0	0	0	0	0	0	0	0

Prepared at the request of counsel in anticipation of litigation.  
 Attorney Work Product. Do not release. Do not forward.  
 Don't transmit electronically--hard copy to OC only. Thank you.

**Surplus Re-Distribution**

**Remaining Storage 3rd**

**Surplus Re-Distribution**

**Iteratoin**

Month	COE			Sum	COE			CCMWA			Cartersville		
	DSF	CCMWA	Cartersville		DSF	DSF	DSF	DSF	DSF	DSF	DSF	DSF	DSF
Nov-95	0	0	0	0	64600	6283	3212	0	0	0	0	0	
Dec-95	0	0	0	0	52010	6625	3212	0	0	0	0	0	
Jan-96	0	0	0	0	127264	6625	3212	0	0	0	0	0	
Feb-96	0	0	0	0	91668	6625	3212	0	0	0	0	0	
Mar-96	0	0	0	0	109872	6625	3212	0	0	0	0	0	
Apr-96	6668	0	0	0	140307	6625	3212	0	0	0	0	0	
May-96	6358	0	0	0	139998	6625	3212	0	0	0	0	0	
Jun-96	0	1210	0	1210	134849	6625	3212	0	0	0	0	0	
Jul-96	0	0	311	311	133950	5959	3212	0	0	0	0	0	
Aug-96	0	0	0	0	129761	4708	3212	0	0	0	0	0	
Sep-96	0	0	0	0	116986	3792	3209	0	0	0	0	0	
Oct-96	0	0	0	0	103100	2568	3033	0	0	0	0	0	
Nov-96	0	0	0	0	75846	2075	3189	0	0	0	0	0	
Dec-96	0	0	0	0	56257	2804	3212	0	0	0	0	0	
Jan-97	0	0	0	0	73212	4685	3212	0	0	0	0	0	
Feb-97	0	0	0	0	107825	6625	3212	0	0	0	0	0	
Mar-97	0	0	0	0	114702	6625	3212	0	0	0	0	0	
Apr-97	14451	0	0	0	148090	6625	3212	0	0	0	0	0	
May-97	12552	0	0	0	146192	6625	3212	0	0	0	0	0	
Jun-97	8029	0	0	0	141668	6625	3212	0	0	0	0	0	
Jul-97	0	3085	0	3085	136724	6625	3212	0	0	0	0	0	
Aug-97	0	0	0	0	126890	5576	3190	0	0	0	0	0	
Sep-97	0	0	0	0	132925	4737	3212	0	0	0	0	0	
Oct-97	0	7410	0	7410	141049	6625	3212	0	0	0	0	0	
Nov-97	0	0	0	0	69128	6625	3212	0	0	0	0	0	
Dec-97	0	0	0	0	60080	6625	3212	0	0	0	0	0	
Jan-98	0	0	0	0	67684	6625	3212	0	0	0	0	0	
Feb-98	0	0	0	0	96864	6625	3212	0	0	0	0	0	
Mar-98	0	0	0	0	123854	6625	3212	0	0	0	0	0	
Apr-98	10566	0	0	0	144205	6625	3212	0	0	0	0	0	
May-98	11246	0	0	0	144885	6625	3212	0	0	0	0	0	



Prepared at the request of counsel in anticipation of litigation.  
 Attorney Work Product. Do not release. Do not forward.  
 Don't transmit electronically--hard copy to OC only. Thank you.

**Surplus Re-Distribution**

**Remaining Storage 3rd Iteration**

**Surplus Re-Distribution**

Month	COE			Sum	COE			COE		
	DSF	CCMWA	Cartersville		DSF	CCMWA	Cartersville	DSF	CCMWA	Cartersville
Jun-98	0	3992	0	3992	137632	6625	3212	0	0	0
Jul-98	0	0	0	0	129375	5252	3114	0	0	0
Aug-98	0	0	0	0	121431	4056	3078	0	0	0
Sep-98	0	0	0	0	97778	2226	2751	0	0	0
Oct-98	0	0	0	0	80735	624	2463	0	0	0
Nov-98	0	0	0	0	77195	-205	2501	0	0	0
Dec-98	0	0	0	0	68826	-580	2745	0	0	0
Jan-99	0	0	0	0	82685	265	3212	0	0	0
Feb-99	0	0	0	0	86686	1426	3212	0	0	0
Mar-99	0	0	0	0	110017	1905	3212	0	0	0
Apr-99	0	0	0	0	130037	1136	3212	0	0	0
May-99	0	6791	0	6791	140431	6625	3212	0	0	0
Jun-99	0	4312	2604	6915	140554	6625	3212	0	0	0
Jul-99	0	0	0	0	126475	5565	3211	0	0	0
Aug-99	0	0	0	0	106478	2784	2613	0	0	0
Sep-99	0	0	0	0	96141	252	1998	0	0	0
Oct-99	0	0	0	0	101519	-964	1900	0	0	0
Nov-99	0	0	0	0	80305	-2135	1757	0	0	0
Dec-99	0	0	0	0	62169	-3356	1635	0	0	0
Jan-00	0	0	0	0	91418	-2955	2149	0	0	0
Feb-00	0	0	0	0	107082	-3016	2328	0	0	0
Mar-00	0	0	0	0	132993	-2605	2782	0	0	0
Apr-00	0	3992	0	3992	137632	6625	3212	0	0	0
May-00	0	459	871	1331	134970	6625	3212	0	0	0
Jun-00	0	0	0	0	118508	4432	2813	0	0	0
Jul-00	0	0	0	0	105320	1918	2335	0	0	0
Aug-00	0	0	0	0	91583	-30	2002	0	0	0
Sep-00	0	0	0	0	88167	-597	2210	0	0	0
Oct-00	0	0	0	0	69381	-2692	1781	0	0	0
Nov-00	0	0	0	0	74929	-3033	2072	0	0	0
Dec-00	0	0	0	0	63713	-3932	2066	0	0	0

Prepared at the request of counsel in anticipation of litigation.  
 Attorney Work Product. Do not release. Do not forward.  
 Don't transmit electronically--hard copy to OC only. Thank you.

**Surplus Re-Distribution**

**Remaining Storage 3rd  
Heratoin**

**Surplus Re-Distribution**

Month	COE				CCMWA				Cartersville				
	DSF	DSF	DSF	DSF	DSF	DSF	DSF	DSF	DSF	DSF	DSF	DSF	DSF
Jan-01	0	0	0	0	91102	-3006	2896	0	0	0	0	0	0
Feb-01	0	0	0	0	110985	-2533	3212	0	0	0	0	0	0
Mar-01	0	7658	0	0	141297	6625	3212	0	0	0	0	0	0
Apr-01	9637	0	0	0	143277	6625	3212	0	0	0	0	0	0
May-01	0	8214	0	0	141854	6625	3212	0	0	0	0	0	0
Jun-01	13185	0	0	0	146825	6625	3212	0	0	0	0	0	0
Jul-01	0	2238	0	0	135877	6625	3212	0	0	0	0	0	0
Aug-01	0	0	0	0	115650	4915	3036	0	0	0	0	0	0
Sep-01	0	0	0	0	103791	3450	2900	0	0	0	0	0	0
Oct-01	0	0	0	0	87176	1774	2659	0	0	0	0	0	0
Nov-01	0	0	0	0	71001	147	2395	0	0	0	0	0	0
Dec-01	0	0	0	0	59170	-749	2415	0	0	0	0	0	0
Jan-02	0	0	0	0	84134	217	3212	0	0	0	0	0	0
Feb-02	0	0	0	0	91601	72	3212	0	0	0	0	0	0
Mar-02	0	0	0	0	133639	4260	3212	0	0	0	0	0	0
Apr-02	0	3145	0	0	136785	6625	3212	0	0	0	0	0	0
May-02	0	1331	0	0	134970	6625	3212	0	0	0	0	0	0
Jun-02	0	0	0	0	131198	4782	2943	0	0	0	0	0	0
Jul-02	0	0	0	0	119371	2706	2517	0	0	0	0	0	0
Aug-02	0	0	0	0	98391	-205	1868	0	0	0	0	0	0
Sep-02	0	0	0	0	97354	-1819	1687	0	0	0	0	0	0
Oct-02	0	0	0	0	108964	-2666	1788	0	0	0	0	0	0
Nov-02	0	0	0	0	78459	-1993	2542	0	0	0	0	0	0
Dec-02	0	0	0	0	89771	1047	3212	0	0	0	0	0	0
Jan-03	0	0	0	0	61837	1330	3212	0	0	0	0	0	0
Feb-03	0	0	0	0	91270	3325	3212	0	0	0	0	0	0
Mar-03	0	0	0	0	112469	6487	3212	0	0	0	0	0	0
Apr-03	6730	0	0	0	140369	6625	3212	0	0	0	0	0	0
May-03	17426	0	0	0	151065	6625	3212	0	0	0	0	0	0
Jun-03	4718	0	0	0	138357	6625	3212	0	0	0	0	0	0
Jul-03	544	0	0	0	134184	6625	3212	0	0	0	0	0	0

Prepared at the request of counsel in anticipation of litigation.  
 Attorney Work Product. Do not release. Do not forward.  
 Don't transmit electronically--hard copy to OC only. Thank you.

Month	<u>Surplus Re-Distribution</u>			<u>Remaining Storage 3rd Iteration</u>			<u>Surplus Re-Distribution</u>		
	COE	CCMWA	Cartersville	COE	CCMWA	Cartersville	COE	CCMWA	Cartersville
Aug-03	DSF 0	DSF 0	DSF 0	DSF 130741	DSF 6389	DSF 3212	DSF 0	DSF 0	DSF 0
Sep-03	0	0	0	123342	5288	3212	0	0	0
Oct-03	0	0	0	99174	4209	3112	0	0	0
Nov-03	0	0	0	74924	4583	3212	0	0	0
Dec-03	0	0	0	50720	5001	3212	0	0	0
Jan-04	0	0	0	62685	5838	3212	0	0	0
Feb-04	0	0	0	84763	6625	3212	0	0	0
Mar-04	0	0	0	101933	6625	3212	0	0	0
Apr-04	0	0	0	127963	6625	3212	0	0	0
May-04	0	1815	0	135454	6625	3212	0	0	0
Jun-04	0	2117	0	135756	6625	3212	0	0	0
Jul-04	0	0	0	128375	6035	3212	0	0	0
Aug-04	0	0	0	119602	4553	3112	0	0	0
Sep-04	23226	0	0	156865	6625	3212	0	0	0
Oct-04	0	0	0	105550	5688	3212	0	0	0
Nov-04	0	0	0	99223	6625	3212	0	0	0
Dec-04	0	0	0	58716	6625	3212	0	0	0
Jan-05	0	0	0	59418	6625	3212	0	0	0
Feb-05	0	0	0	112276	6625	3212	0	0	0
Mar-05	10627	0	0	144267	6625	3212	0	0	0
Apr-05	1754	0	0	135393	6625	3212	0	0	0
May-05	15	0	0	133654	6373	3212	-15	15	0
Jun-05	0	0	0	130564	6625	3212	0	0	0
Jul-05	9266	0	0	142905	6625	3212	0	0	0
Aug-05	0	18	0	132930	6625	3212	0	0	0
Sep-05	0	0	0	116465	5122	2952	0	0	0
Oct-05	0	0	0	98784	4132	2914	0	0	0
Nov-05	0	0	0	69915	3299	2839	0	0	0
Dec-05	0	0	0	54162	3851	3212	0	0	0
Jan-06	0	0	0	64691	5427	3212	0	0	0
Feb-06	0	0	0	86313	6625	3212	0	0	0

Prepared at the request of counsel in anticipation of litigation.  
 Attorney Work Product. Do not release. Do not forward.  
 Don't transmit electronically--hard copy to OC only. Thank you.

**Surplus Re-Distribution**

**Remaining Storage 3rd Iteration**

**Surplus Re-Distribution**

Month	COE				COE			COE		
	DSF	CCMWA	Cartersville	Sum	DSF	CCMWA	Cartersville	DSF	CCMWA	Cartersville
Mar-06	0	0	0	0	101040	6625	3212	0	0	0
Apr-06	0	0	0	0	128731	6625	3212	0	0	0
May-06	0	0	0	0	130812	5305	3161	0	0	0
Jun-06	0	0	0	0	121388	3217	2831	0	0	0
Jul-06	0	0	0	0	105547	761	2342	0	0	0
Aug-06	0	0	0	0	97955	-1349	1883	0	0	0
Sep-06	0	0	0	0	95703	-2713	1658	0	0	0
Oct-06	0	0	0	0	92679	-3831	1573	0	0	0
Nov-06	0	0	0	0	73452	-3417	2072	0	0	0
Dec-06	0	0	0	0	68270	-3795	2186	0	0	0
Jan-07	0	0	0	0	63875	-2152	3212	0	0	0
Feb-07	0	0	0	0	85909	-2146	3212	0	0	0
Mar-07	0	0	0	0	112908	-2089	3212	0	0	0
Apr-07	0	0	0	0	127036	-2924	3212	0	0	0
May-07	0	0	0	0	130283	-4784	2841	0	0	0
Jun-07	0	0	0	0	126165	-6744	2361	0	0	0
Jul-07	0	0	0	0	122627	-8234	1977	0	0	0
Aug-07	0	0	0	0	105083	-10821	1303	0	0	0
Sep-07	0	0	0	0	85473	-13046	648	0	0	0
Oct-07	0	0	0	0	85473	-13046	648	0	0	0
Nov-07	0	0	0	0	85473	-13046	648	0	0	0
Dec-07	0	0	0	0	85473	-13046	648	0	0	0



**ALLATOON**  
 CONVERSIONS  
 MG TO DSF  
 1.547287558

Remaining Storage Final Iteration

Error Checks

Month	COE DSF	CCMWA DSF	Cartersville DSF	Flood Pool	Total Storage DSF	Storage Check Should be zero	Inflow Check Should be zero	Full at 840
Jan-91	68209	6625	3212	0	78046	0	0	-
Feb-91	95377	6625	3212	0	105214	0	0	-
Mar-91	117148	6625	3212	0	126985	0	0	-
Apr-91	145133	6625	3212	1	154970	0	0	TRUE
May-91	137450	6625	3212	1	147287	0	0	TRUE
Jun-91	144143	6625	3212	1	153980	0	0	TRUE
Jul-91	142101	6625	3212	1	151938	0	0	TRUE
Aug-91	138720	6625	3212	1	148557	0	0	TRUE
Sep-91	121721	6625	3212	0	131558	0	0	-
Oct-91	96678	6042	3212	0	105932	0	0	-
Nov-91	73205	6578	3212	0	82995	0	0	-
Dec-91	54657	6625	3212	0	64494	0	0	-
Jan-92	59170	6625	3212	0	69007	0	0	-
Feb-92	99633	6625	3212	0	109470	0	0	-
Mar-92	115750	6625	3212	0	125587	0	0	-
Apr-92	133225	6625	3212	0	143062	0	0	-
May-92	143277	6625	3212	1	153113	0	0	TRUE
Jun-92	140245	6625	3212	1	150082	0	0	TRUE
Jul-92	137874	6625	3212	1	147710	0	0	TRUE
Aug-92	140369	6625	3212	1	150206	0	0	TRUE
Sep-92	124531	6526	3212	0	134269	0	0	-
Oct-92	114311	6410	3212	0	123932	0	0	-
Nov-92	93068	6625	3212	0	102905	0	0	-
Dec-92	64769	6625	3212	0	74606	0	0	-
Jan-93	85777	6625	3212	0	95614	0	0	-
Feb-93	95736	6625	3212	0	105573	0	0	-
Mar-93	119576	6625	3212	0	129413	0	0	-

Prepared at the request of counsel in anticipation of litigation.  
 Attorney Work Product: Do not release. Do not forward.  
 Don't transmit electronically--hard copy to OC only. Thank you.

Prepared at the request of counsel in anticipation of litigation.  
 Attorney Work Product. Do not release. Do not forward.  
 Don't transmit electronically--hard copy to OC only. Thank you.

**Remaining Storage Final**  
**Iteratoin**

**Error Checks**

Month	COE	DSF	CCMWA	Cartersville	DSF	2964	0	0	0	1	Flood Pool	Total Storage	DSF	Storage Check	Should be zero	Inflow Check	Should be zero	Full at 840
Apr-93		136603	6625	3212	3212	2964	0	0	0	1	1	146440	0	0	0	0	0	TRUE
May-93		141482	6625	3212	3212	7843	0	0	0	1	1	151319	0	0	0	0	0	TRUE
Jun-93		137753	6625	3212	3212	4113	0	0	0	1	1	147589	0	0	0	0	0	TRUE
Jul-93		117559	4956	3071	3071	0	0	0	0	0	0	125587	0	0	0	0	0	-
Aug-93		113573	3403	2895	2895	0	0	0	0	0	0	119870	0	0	0	0	0	-
Sep-93		97877	1884	2594	2594	0	0	0	0	0	0	102355	0	0	0	0	0	-
Oct-93		78135	873	2378	2378	0	0	0	0	0	0	81385	0	0	0	0	0	-
Nov-93		63930	1191	2583	2583	0	0	0	0	0	0	67704	0	0	0	0	0	-
Dec-93		59220	1214	2928	2928	0	0	0	0	0	0	63362	0	0	0	0	0	-
Jan-94		63300	1876	3212	3212	0	0	0	0	0	0	68387	0	0	0	0	0	-
Feb-94		89760	3958	3212	3212	0	0	0	0	0	0	96930	0	0	0	0	0	-
Mar-94		140121	6625	3212	3212	6482	0	0	0	1	1	149958	0	0	0	0	0	TRUE
Apr-94		140121	6625	3212	3212	6482	0	0	0	1	1	149958	0	0	0	0	0	TRUE
May-94		143215	6625	3212	3212	9576	0	0	0	1	1	153052	0	0	0	0	0	TRUE
Jun-94		151951	6625	3212	3212	18312	0	0	0	1	1	161788	0	0	0	0	0	TRUE
Jul-94		135151	6625	3212	3212	1512	0	0	0	1	1	144988	0	0	0	0	0	TRUE
Aug-94		136543	6625	3212	3212	2904	0	0	0	1	1	146380	0	0	0	0	0	TRUE
Sep-94		106016	6119	3212	3212	0	0	0	0	0	0	115347	0	0	0	0	0	-
Oct-94		58165	6166	3212	3212	0	0	0	0	0	0	67543	0	0	0	0	0	-
Nov-94		62214	6309	3212	3212	0	0	0	0	0	0	71735	0	0	0	0	0	-
Dec-94		50460	6625	3212	3212	0	0	0	0	0	0	60297	0	0	0	0	0	-
Jan-95		73388	6625	3212	3212	0	0	0	0	0	0	83225	0	0	0	0	0	-
Feb-95		99736	6625	3212	3212	0	0	0	0	0	0	109573	0	0	0	0	0	-
Mar-95		103720	6625	3212	3212	0	0	0	0	0	0	113557	0	0	0	0	0	-
Apr-95		129618	6625	3212	3212	0	0	0	0	0	0	139455	0	0	0	0	0	-
May-95		134486	6625	3212	3212	847	0	0	0	1	1	144323	0	0	0	0	0	TRUE
Jun-95		138478	6625	3212	3212	4839	0	0	0	1	1	148315	0	0	0	0	0	TRUE
Jul-95		121065	4844	2939	2939	0	0	0	0	0	0	128848	0	0	0	0	0	-
Aug-95		119641	3848	2988	2988	0	0	0	0	0	0	126477	0	0	0	0	0	-
Sep-95		98227	2476	2853	2853	0	0	0	0	0	0	103555	0	0	0	0	0	-
Oct-95		98699	3918	3212	3212	0	0	0	0	0	0	105829	0	0	0	0	0	-

Prepared at the request of counsel in anticipation of litigation.  
 Attorney Work Product. Do not release. Do not forward.  
 Don't transmit electronically--hard copy to OC only. Thank you.

Remaining Storage Final  
Heratoin

Error Checks

Month	COE	DSF	CCMWA	Cartersville	DSF	Flood Pool	Total Storage	Storage Check	Inflow Check	Full at 840
Nov-95	DSF	64600	6283	3212	0	0	74096	0	0	-
Dec-95	DSF	52010	6625	3212	0	0	61847	0	0	-
Jan-96	DSF	127264	6625	3212	0	0	137101	0	0	-
Feb-96	DSF	91668	6625	3212	0	0	101504	0	0	-
Mar-96	DSF	109872	6625	3212	0	0	119709	0	0	-
Apr-96	DSF	140307	6625	3212	0	0	150144	0	0	TRUE
May-96	DSF	139998	6625	3212	0	0	149834	0	0	TRUE
Jun-96	DSF	134849	6625	3212	0	0	144686	0	0	TRUE
Jul-96	DSF	133950	5959	3212	0	0	143121	0	0	-
Aug-96	DSF	129761	4708	3212	0	0	137681	0	0	-
Sep-96	DSF	116986	3792	3209	0	0	123988	0	0	-
Oct-96	DSF	103100	2568	3033	0	0	108701	0	0	-
Nov-96	DSF	75846	2075	3189	0	0	81109	0	0	-
Dec-96	DSF	56257	2804	3212	0	0	62274	0	0	-
Jan-97	DSF	73212	4685	3212	0	0	81109	0	0	-
Feb-97	DSF	107825	6625	3212	0	0	117862	0	0	-
Mar-97	DSF	114702	6625	3212	0	0	124539	0	0	-
Apr-97	DSF	148090	6625	3212	0	0	157927	0	0	TRUE
May-97	DSF	146192	6625	3212	0	0	156028	0	0	TRUE
Jun-97	DSF	141668	6625	3212	0	0	151505	0	0	TRUE
Jul-97	DSF	136724	6625	3212	0	0	146561	0	0	TRUE
Aug-97	DSF	126890	5576	3190	0	0	135656	0	0	-
Sep-97	DSF	132925	4737	3212	0	0	140874	0	0	-
Oct-97	DSF	141049	6625	3212	0	0	150886	0	0	TRUE
Nov-97	DSF	69128	6625	3212	0	0	78965	0	0	-
Dec-97	DSF	60080	6625	3212	0	0	69917	0	0	-
Jan-98	DSF	67684	6625	3212	0	0	77521	0	0	-
Feb-98	DSF	96864	6625	3212	0	0	106701	0	0	-
Mar-98	DSF	123854	6625	3212	0	0	133691	0	0	-
Apr-98	DSF	144205	6625	3212	0	0	154042	0	0	TRUE
May-98	DSF	144885	6625	3212	0	0	154722	0	0	TRUE

Prepared at the request of counsel in anticipation of litigation.  
 Attorney Work Product. Do not release. Do not forward.  
 Don't transmit electronically--hard copy to OC only. Thank you.

**Remaining Storage Final**  
**Heratoin**

**Error Checks**

Month	COE	DSF	CCMWA	DSF	Cartersville	DSF	Flood Pool	Total Storage	DSF	Storage Check	Inflow Check	Full at 840
										Should be zero	Should be zero	
Jun-98	137632	6625	3212	3992	0	0	1	147468	0	0	0	TRUE
Jul-98	129375	5252	3114	0	0	0	0	137740	0	0	0	-
Aug-98	121431	4056	3078	0	0	0	0	128566	0	0	0	-
Sep-98	97778	2226	2751	0	0	0	0	102755	0	0	0	-
Oct-98	80735	624	2463	0	0	0	0	83823	0	0	0	-
Nov-98	77195	-205	2501	0	0	0	0	79490	0	0	0	-
Dec-98	68826	-580	2745	0	0	0	0	70991	0	0	0	-
Jan-99	82685	265	3212	0	0	0	0	86161	0	0	0	-
Feb-99	86686	1426	3212	0	0	0	0	91324	0	0	0	-
Mar-99	110017	1905	3212	0	0	0	0	115134	0	0	0	-
Apr-99	130037	1136	3212	0	0	0	0	134385	0	0	0	-
May-99	140431	6625	3212	6791	0	0	1	150267	0	0	0	TRUE
Jun-99	140554	6625	3212	6915	0	0	1	150391	0	0	0	TRUE
Jul-99	126475	5565	3211	0	0	0	0	135251	0	0	0	-
Aug-99	106478	2784	2613	0	0	0	0	111875	0	0	0	-
Sep-99	96141	252	1998	0	0	0	0	98392	0	0	0	-
Oct-99	101519	-964	1900	0	0	0	0	102455	0	0	0	-
Nov-99	80305	-2135	1757	0	0	0	0	79927	0	0	0	-
Dec-99	62169	-3356	1635	0	0	0	0	60448	0	0	0	-
Jan-00	91418	-2955	2149	0	0	0	0	90612	0	0	0	-
Feb-00	107082	-3016	2328	0	0	0	0	106393	0	0	0	-
Mar-00	132993	-2605	2782	0	0	0	0	133171	0	0	0	-
Apr-00	137632	6625	3212	3992	0	0	1	147468	0	0	0	TRUE
May-00	134970	6625	3212	1331	0	0	1	144807	0	0	0	TRUE
Jun-00	118508	4432	2813	0	0	0	0	125752	0	0	0	-
Jul-00	105320	1918	2335	0	0	0	0	109573	0	0	0	-
Aug-00	91583	-30	2002	0	0	0	0	93556	0	0	0	-
Sep-00	88167	-597	2210	0	0	0	0	89780	0	0	0	-
Oct-00	69381	-2692	1781	0	0	0	0	68470	0	0	0	-
Nov-00	74929	-3033	2072	0	0	0	0	73968	0	0	0	-
Dec-00	63713	-3932	2066	0	0	0	0	61847	0	0	0	-



Prepared at the request of counsel in anticipation of litigation.  
 Attorney Work Product. Do not release. Do not forward.  
 Don't transmit electronically--hard copy to OC only. Thank you.

**Remaining Storage Final**  
**Heratoin**

**Error Checks**

Month	COE	DSF	CCMWA	Cartersville	DSF	Flood Pool	Total Storage	Storage Check	Inflow Check	Full at 840
Jan-01	91102	-3006	2896	0	0	0	90992	0	0	-
Feb-01	110985	-2533	3212	0	0	0	111665	0	0	-
Mar-01	141297	6625	3212	7658	1	1	151134	0	0	TRUE
Apr-01	143277	6625	3212	9637	1	1	153113	0	0	TRUE
May-01	141854	6625	3212	8214	1	1	151690	0	0	TRUE
Jun-01	146825	6625	3212	13185	1	1	156661	0	0	TRUE
Jul-01	135877	6625	3212	2238	1	1	145714	0	0	TRUE
Aug-01	115650	4915	3036	0	0	0	123602	0	0	-
Sep-01	103791	3450	2900	0	0	0	110141	0	0	-
Oct-01	87176	1774	2659	0	0	0	91609	0	0	-
Nov-01	71001	147	2395	0	0	0	73542	0	0	-
Dec-01	59170	-749	2415	0	0	0	60836	0	0	-
Jan-02	84134	217	3212	0	0	0	87563	0	0	-
Feb-02	91601	72	3212	0	0	0	94885	0	0	-
Mar-02	133639	4260	3212	0	0	0	141111	0	0	-
Apr-02	136785	6625	3212	3145	1	1	146621	0	0	TRUE
May-02	134970	6625	3212	1331	1	1	144807	0	0	TRUE
Jun-02	131198	4782	2943	0	0	0	138923	0	0	-
Jul-02	119371	2706	2517	0	0	0	124594	0	0	-
Aug-02	98391	-205	1868	0	0	0	100054	0	0	-
Sep-02	97354	-1819	1687	0	0	0	97222	0	0	-
Oct-02	108964	-2666	1788	0	0	0	108086	0	0	-
Nov-02	78459	-1993	2542	0	0	0	79009	0	0	-
Dec-02	89771	1047	3212	0	0	0	94030	0	0	-
Jan-03	61837	1330	3212	0	0	0	66380	0	0	-
Feb-03	91270	3325	3212	0	0	0	97807	0	0	-
Mar-03	112469	6487	3212	0	0	0	122168	0	0	-
Apr-03	140369	6625	3212	6730	1	1	150206	0	0	TRUE
May-03	151065	6625	3212	17426	1	1	160902	0	0	TRUE
Jun-03	138357	6625	3212	4718	1	1	148194	0	0	TRUE
Jul-03	134184	6625	3212	544	1	1	144020	0	0	TRUE

Prepared at the request of counsel in anticipation of litigation.  
 Attorney Work Product. Do not release. Do not forward.  
 Don't transmit electronically--hard copy to OC only. Thank you.

**Remaining Storage Final**  
**Heratoin**

**Error Checks**

Month	COE	DSF	CGMWA	Cartersville	DSF	Flood Pool	Total Storage	Storage Check	Inflow Check	Full at 840
Aug-03	DSF	130741	6389	3212	3212	0	140342	0	0	-
Sep-03	DSF	123342	5288	3212	3212	0	131842	0	0	-
Oct-03	DSF	99174	4209	3112	3112	0	106496	0	0	-
Nov-03	DSF	74924	4583	3212	3212	0	82719	0	0	-
Dec-03	DSF	50720	5001	3212	3212	0	58934	0	0	-
Jan-04	DSF	62685	5838	3212	3212	0	71735	0	0	-
Feb-04	DSF	84763	6625	3212	3212	0	94600	0	0	-
Mar-04	DSF	101933	6625	3212	3212	0	111770	0	0	-
Apr-04	DSF	127963	6625	3212	3212	0	137800	0	0	-
May-04	DSF	135454	6625	3212	3212	0	145291	0	0	TRUE
Jun-04	DSF	135756	6625	3212	3212	1	145593	0	0	TRUE
Jul-04	DSF	128375	6035	3212	3212	0	137622	0	0	-
Aug-04	DSF	119602	4553	3112	3112	0	127267	0	0	-
Sep-04	DSF	156865	6625	3212	3212	1	166702	0	0	TRUE
Oct-04	DSF	105550	5688	3212	3212	0	114451	0	0	-
Nov-04	DSF	99223	6625	3212	3212	0	109060	0	0	-
Dec-04	DSF	58716	6625	3212	3212	0	68553	0	0	-
Jan-05	DSF	59418	6625	3212	3212	0	69255	0	0	-
Feb-05	DSF	112276	6625	3212	3212	0	122113	0	0	-
Mar-05	DSF	144267	6625	3212	3212	1	154103	0	0	TRUE
Apr-05	DSF	135393	6625	3212	3212	1	145230	0	0	TRUE
May-05	DSF	133639	6388	3212	3212	0	143239	0	0	-
Jun-05	DSF	130564	6625	3212	3212	0	140401	0	0	-
Jul-05	DSF	142905	6625	3212	3212	1	152742	0	0	TRUE
Aug-05	DSF	132930	6625	3212	3212	0	142766	0	0	-
Sep-05	DSF	116465	5122	2952	2952	0	124539	0	0	-
Oct-05	DSF	98784	4132	2914	2914	0	105829	0	0	-
Nov-05	DSF	69915	3299	2839	2839	0	76052	0	0	-
Dec-05	DSF	54162	3851	3212	3212	0	61225	0	0	-
Jan-06	DSF	64691	5427	3212	3212	0	73330	0	0	-
Feb-06	DSF	86313	6625	3212	3212	0	96150	0	0	-

Prepared at the request of counsel in anticipation of litigation.  
 Attorney Work Product. Do not release. Do not forward.  
 Don't transmit electronically--hard copy to OC only. Thank you.

**Remaining Storage Final**  
**Iteration**

**Error Checks**

Month	COE	DSF	CCMWA	DSF	Cartersville	DSF	Flood Pool	Total Storage	Storage Check	Inflow Check	Full at 840
Mar-06	DSF	101040	6625	3212	0	0	0	110877	0	0	-
Apr-06	DSF	128731	6625	3212	0	0	0	138568	0	0	-
May-06	DSF	130812	5305	3161	0	0	0	139278	0	0	-
Jun-06	DSF	121388	3217	2831	0	0	0	127437	0	0	-
Jul-06	DSF	105547	761	2342	0	0	0	108650	0	0	-
Aug-06	DSF	97955	-1349	1883	0	0	0	98489	0	0	-
Sep-06	DSF	95703	-2713	1658	0	0	0	94648	0	0	-
Oct-06	DSF	92679	-3831	1573	0	0	0	90422	0	0	-
Nov-06	DSF	73452	-3417	2072	0	0	0	72107	0	0	-
Dec-06	DSF	68270	-3795	2186	0	0	0	66661	0	0	-
Jan-07	DSF	63875	-2152	3212	0	0	0	64935	0	0	-
Feb-07	DSF	85909	-2146	3212	0	0	0	86975	0	0	-
Mar-07	DSF	112908	-2089	3212	0	0	0	114030	0	0	-
Apr-07	DSF	127036	-2924	3212	0	0	0	127324	0	0	-
May-07	DSF	130283	-4784	2841	0	0	0	128340	0	0	-
Jun-07	DSF	126165	-6744	2361	0	0	0	121782	0	0	-
Jul-07	DSF	122627	-8234	1977	0	0	0	116370	0	0	-
Aug-07	DSF	105083	-10821	1303	0	0	0	95565	0	0	-
Sep-07	DSF	85473	-13046	648	0	0	0	73075	0	0	-
Oct-07	DSF	85473	-13046	648	0	0	0	73075	-114866	0	-
Nov-07	DSF	85473	-13046	648	0	0	0	73075	-114866	0	-
Dec-07	DSF	85473	-13046	648	0	0	0	73075	-114866	0	-

COBB COUNTY-MARIETTA WATER AUTHORITY

Lake Allatoona Average Monthly Withdrawal

	CCMWA Actual Amount	COE Contracted Amount Monthly (MGD)	CCMWA Actual Amount Monthly (MGD)	GA EPD Permitted Amount Monthly (MGD)	Balance %	Balance AC-FT	Used AC-FT
Jan-91	930.3	34.5	30.0	78	100%	13,140	0
Feb-91	1064.2	34.5	38.0	78	100%	13,140	0
Mar-91	1073.1	34.5	34.6	78	100%	13,140	0
Apr-91	977.3	34.5	32.6	78	100%	13,140	0
May-91	1016.1	34.5	32.8	78	100%	13,140	0
Jun-91	1171.9	34.5	39.1	78	100%	13,140	0
Jul-91	1166.3	34.5	37.6	78	100%	13,140	0
Aug-91	1117.9	34.5	36.1	78	100%	13,140	0
Sep-91	1056.0	34.5	35.2	78	100%	13,140	0
Oct-91	1093.4	34.5	35.3	78	91%	11,984	1,156
Nov-91	955.5	34.5	31.9	78	99%	13,048	92
Dec-91	871.7	34.5	28.1	78	100%	13,140	0
Jan-92	882.0	34.5	28.5	78	100%	13,140	0
Feb-92	821.9	34.5	28.3	78	100%	13,140	0
Mar-92	937.3	34.5	30.2	78	100%	13,140	0
Apr-92	981.6	34.5	32.7	78	100%	13,140	0
May-92	1123.7	34.5	36.2	78	100%	13,140	0
Jun-92	1072.7	34.5	35.8	78	100%	13,140	0
Jul-92	1197.5	34.5	38.6	78	100%	13,140	0
Aug-92	1091.1	34.5	35.2	78	100%	13,140	0
Sep-92	1012.5	34.5	33.8	78	99%	12,945	195
Oct-92	1039.5	34.5	33.5	78	97%	12,713	427
Nov-92	913.9	34.5	30.5	78	100%	13,140	0
Dec-92	909.5	34.5	29.3	78	100%	13,140	0
Jan-93	936.1	34.5	30.2	78	100%	13,140	0
Feb-93	828.6	34.5	29.6	78	100%	13,140	0
Mar-93	1246.3	34.5	40.2	78	100%	13,140	0
Apr-93	1412.8	34.5	47.1	78	100%	13,140	0
May-93	1268.4	34.5	40.9	78	100%	13,140	0
Jun-93	1393.0	34.5	46.4	78	100%	13,140	0

MGD = Million Gallons per Day  
 MG = Million Gallons

MG TO DSF 0.646292  
 DSF to AC-FT 1.983465

34.1

32.7



	CCMWA Actual Amount	COE Contracted Amount	CCMWA Actual Amount	GA EPD Permitted Amount				
Jul-93	1663.2	34.5	53.7	78	75%	9,831	3,309	
Aug-93	1545.9	34.5	49.9	78	51%	6,749	6,391	
Sep-93	1295.5	34.5	43.2	78	28%	3,736	9,404	
Oct-93	1085.6	34.5	35.0	78	13%	1,731	11,409	
Nov-93	692.3	34.5	23.1	78	18%	2,362	10,778	
Dec-93	1072.1	34.5	34.6	78	18%	2,408	10,732	
Jan-94	1166.2	34.5	37.6	78	28%	3,720	9,420	
Feb-94	817.4	34.5	29.2	78	60%	7,850	5,290	
Mar-94	926.6	34.5	29.9	78	100%	13,140	0	
Apr-94	1097.3	34.5	36.6	78	100%	13,140	0	
May-94	1232.6	34.5	39.8	78	100%	13,140	0	
Jun-94	1231.6	34.5	41.1	78	100%	13,140	0	
Jul-94	1117.6	34.5	36.1	78	100%	13,140	0	
Aug-94	1117.1	34.5	36.0	78	100%	13,140	0	
Sep-94	1113.9	34.5	37.1	78	92%	12,136	1,004	
Oct-94	981.2	34.5	31.7	78	93%	12,230	910	
Nov-94	918.2	34.5	30.6	78	95%	12,514	626	
Dec-94	956.7	34.5	30.9	78	100%	13,140	0	
Jan-95	979.0	34.5	31.6	78	100%	13,140	0	
Feb-95	873.4	34.5	31.2	78	100%	13,140	0	
Mar-95	1001.2	34.5	32.3	78	100%	13,140	0	
Apr-95	1181.3	34.5	39.4	78	100%	13,140	0	
May-95	1191.9	34.5	38.4	78	100%	13,140	0	
Jun-95	1246.2	34.5	41.5	78	100%	13,140	0	
Jul-95	1632.8	34.5	52.7	78	73%	9,608	3,532	
Aug-95	1582.5	34.5	51.0	78	58%	7,632	5,508	
Sep-95	1453.3	34.5	48.4	78	37%	4,910	8,230	
Oct-95	1385.9	34.5	44.7	78	59%	7,772	5,368	
Nov-95	1205.8	34.5	40.2	78	95%	12,463	677	
Dec-95	1232.4	34.5	39.8	78	100%	13,140	0	
Jan-96	1091.3	34.5	35.2	78	100%	13,140	0	
Feb-96	1036.5	34.5	35.7	78	100%	13,140	0	
Mar-96	958.9	34.5	30.9	78	100%	13,140	0	
Apr-96	970.6	34.5	32.4	78	100%	13,140	0	

39.6

34.7

41.0

	CCMWA Actual Amount	COE Contracted Amount	CCMWA Actual Amount	GA EPD Permitted Amount				
May-96	1459.8	34.5	47.1	78	100%	13,140	0	
Jun-96	1571.6	34.5	52.4	78	100%	13,140	0	
Jul-96	1680.9	34.5	54.2	78	90%	11,819	1,321	
Aug-96	1636.7	34.5	52.8	78	71%	9,338	3,802	
Sep-96	1314.0	34.5	43.8	78	57%	7,522	5,618	
Oct-96	1296.9	34.5	41.8	78	39%	5,094	8,046	
Nov-96	1186.0	34.5	39.5	78	31%	4,115	9,025	
Dec-96	1203.6	34.5	38.8	78	42%	5,562	7,578	
Jan-97	1212.9	34.5	39.1	78	71%	9,293	3,847	
Feb-97	1184.5	34.5	42.3	78	100%	13,140	0	
Mar-97	1423.6	34.5	45.9	78	100%	13,140	0	
Apr-97	1147.3	34.5	38.2	78	100%	13,140	0	
May-97	1342.0	34.5	43.3	78	100%	13,140	0	
Jun-97	1189.9	34.5	39.7	78	100%	13,140	0	
Jul-97	1548.9	34.5	50.0	78	100%	13,140	0	
Aug-97	1455.0	34.5	46.9	78	84%	11,059	2,081	
Sep-97	1614.0	34.5	53.8	78	72%	9,397	3,743	
Oct-97	1349.0	34.5	43.5	78	100%	13,140	0	
Nov-97	1129.6	34.5	37.7	78	100%	13,140	0	
Dec-97	1126.5	34.5	36.3	78	100%	13,140	0	
Jan-98	1030.0	34.5	33.2	78	100%	13,140	0	
Feb-98	1074.5	34.5	38.4	78	100%	13,140	0	
Mar-98	1378.8	34.5	44.5	78	100%	13,140	0	
Apr-98	1206.8	34.5	40.2	78	100%	13,140	0	
May-98	1604.4	34.5	51.8	78	100%	13,140	0	
Jun-98	1660.4	34.5	55.3	78	100%	13,140	0	
Jul-98	1726.3	34.5	55.7	78	79%	10,417	2,723	
Aug-98	1644.8	34.5	53.1	78	61%	8,046	5,094	
Sep-98	1617.8	34.5	53.9	78	34%	4,415	8,725	
Oct-98	1492.0	34.5	48.1	78	9%	1,239	11,901	
Nov-98	1317.0	34.5	43.9	78	-3%	(408)	13,548	
Dec-98	1288.3	34.5	41.6	78	-9%	(1,150)	14,290	
Jan-99	1286.0	34.5	41.5	78	4%	525	12,615	
Feb-99	1147.3	34.5	41.0	78	22%	2,828	10,312	

42.1

43.1

46.7

	CCMWA Actual Amount	COE Contracted Amount	CCMWA Actual Amount	GA EPD Permitted Amount			
Mar-99	1274.2	34.5	41.1	78	29%	3,778	9,362
Apr-99	1497.7	34.5	49.9	78	17%	2,252	10,888
May-99	1573.4	34.5	50.8	78	100%	13,140	0
Jun-99	1566.9	34.5	52.2	78	100%	13,140	0
Jul-99	1582.4	34.5	51.0	78	84%	11,039	2,101
Aug-99	2056.6	34.5	66.3	78	42%	5,522	7,618
Sep-99	1819.7	34.5	60.7	78	4%	500	12,640
Oct-99	1606.8	34.5	51.8	78	-15%	(1,913)	15,053
Nov-99	1446.1	34.5	48.2	78	-32%	(4,234)	17,374
Dec-99	1499.7	34.5	48.4	78	-51%	(6,657)	19,797
Jan-00	1343.2	34.5	43.3	78	-45%	(5,862)	19,002
Feb-00	1127.2	34.5	38.9	78	-46%	(5,982)	19,122
Mar-00	1249.6	34.5	40.3	78	-39%	(5,166)	18,306
Apr-00	1322.0	34.5	44.1	78	100%	13,140	0
May-00	1836.3	34.5	59.2	78	100%	13,140	0
Jun-00	1802.2	34.5	60.1	78	67%	8,790	4,350
Jul-00	1938.7	34.5	62.5	78	29%	3,805	9,335
Aug-00	1793.0	34.5	57.8	78	0%	(59)	13,199
Sep-00	1500.1	34.5	50.0	78	-9%	(1,184)	14,324
Oct-00	1643.8	34.5	53.0	78	-41%	(5,339)	18,479
Nov-00	1395.3	34.5	46.5	78	-46%	(6,016)	19,156
Dec-00	1345.4	34.5	43.4	78	-59%	(7,799)	20,939
Jan-01	1318.9	34.5	42.5	78	-45%	(5,961)	19,101
Feb-01	1170.5	34.5	41.8	78	-38%	(5,023)	18,163
Mar-01	1320.8	34.5	42.6	78	100%	13,140	0
Apr-01	1392.0	34.5	46.4	78	100%	13,140	0
May-01	1731.5	34.5	55.9	78	100%	13,140	0
Jun-01	1500.2	34.5	50.0	78	100%	13,140	0
Jul-01	1663.5	34.5	53.7	78	100%	13,140	0
Aug-01	1724.4	34.5	55.6	78	74%	9,749	3,391
Sep-01	1576.7	34.5	52.6	78	52%	6,843	6,297
Oct-01	1562.3	34.5	50.4	78	27%	3,518	9,622
Nov-01	1469.5	34.5	49.0	78	2%	292	12,848
Dec-01	1340.3	34.5	43.2	78	-11%	(1,486)	14,626

50.0

50.3

48.7



	CCMWA Actual Amount	COE Contracted Amount	CCMWA Actual Amount	GA EPD Permitted Amount				
Jan-02	1327.5	34.5	42.8	78	3%	431	12,709	
Feb-02	1173.0	34.5	41.9	78	1%	143	12,997	
Mar-02	1440.5	34.5	46.5	78	64%	8,449	4,691	
Apr-02	1396.8	34.5	46.6	78	100%	13,140	0	
May-02	1589.0	34.5	51.3	78	100%	13,140	0	
Jun-02	1719.1	34.5	57.3	78	72%	9,485	3,655	
Jul-02	1682.9	34.5	54.3	78	41%	5,367	7,773	
Aug-02	1929.0	34.5	62.2	78	-3%	(407)	13,547	
Sep-02	1656.0	34.5	55.2	78	-27%	(3,608)	16,748	
Oct-02	1532.5	34.5	49.4	78	-40%	(5,289)	18,429	
Nov-02	1358.6	34.5	45.3	78	-30%	(3,953)	17,093	
Dec-02	1428.5	34.5	46.1	78	16%	2,077	11,063	
Jan-03	1355.5	34.5	43.7	78	20%	2,639	10,501	
Feb-03	1158.0	34.5	41.4	78	50%	6,596	6,544	
Mar-03	1377.1	34.5	44.4	78	98%	12,867	273	
Apr-03	1530.3	34.5	51.0	78	100%	13,140	0	
May-03	1427.6	34.5	46.1	78	100%	13,140	0	
Jun-03	1600.2	34.5	53.3	78	100%	13,140	0	
Jul-03	1611.7	34.5	52.0	78	100%	13,140	0	
Aug-03	1653.4	34.5	53.3	78	96%	12,672	468	
Sep-03	1599.8	34.5	53.3	78	80%	10,489	2,651	
Oct-03	1387.6	34.5	44.8	78	64%	8,349	4,791	
Nov-03	1285.2	34.5	42.8	78	69%	9,090	4,050	
Dec-03	1123.0	34.5	36.2	78	75%	9,920	3,220	
Jan-04	1023.3	34.5	33.0	78	88%	11,580	1,560	
Feb-04	1006.8	34.5	34.7	78	100%	13,140	0	
Mar-04	1161.8	34.5	37.5	78	100%	13,140	0	
Apr-04	1356.9	34.5	45.2	78	100%	13,140	0	
May-04	1460.2	34.5	47.1	78	100%	13,140	0	
Jun-04	1438.0	34.5	47.9	78	100%	13,140	0	
Jul-04	1583.7	34.5	51.1	78	91%	11,970	1,170	
Aug-04	1706.7	34.5	55.1	78	69%	9,030	4,110	
Sep-04	1484.9	34.5	49.5	78	100%	13,140	0	
Oct-04	1412.6	34.5	45.6	78	86%	11,282	1,858	

50.0

46.9



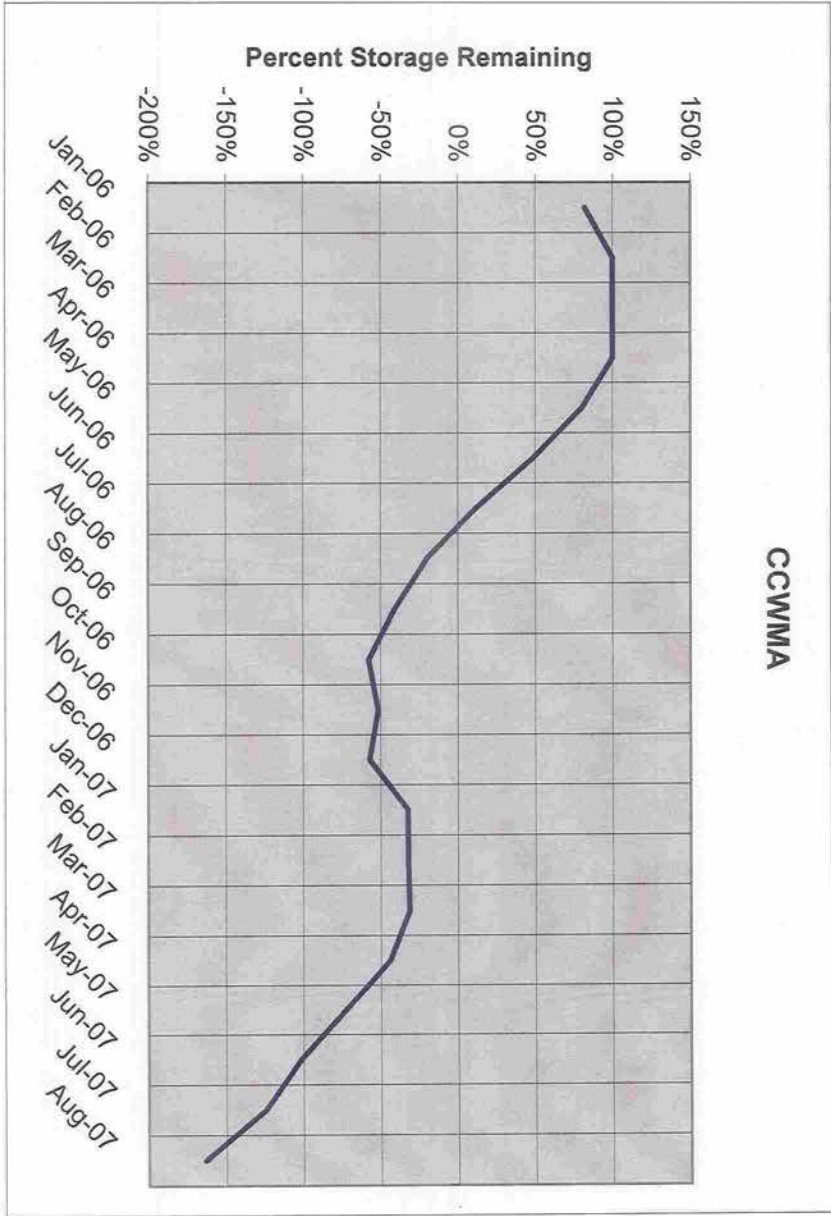
	CCMWA Actual Amount	COE Contracted Amount	CCMWA Actual Amount	GA EPD Permitted Amount			
Nov-04	1219.7	34.5	40.7	78	100%	13,140	0
Dec-04	1281.8	34.5	41.3	78	100%	13,140	0
Jan-05	1247.7	34.5	40.2	78	100%	13,140	0
Feb-05	1142.6	34.5	40.8	78	100%	13,140	0
Mar-05	1220.0	34.5	39.4	78	100%	13,140	0
Apr-05	1272.3	34.5	42.4	78	100%	13,140	0
May-05	1593.7	34.5	51.4	78	96%	12,671	469
Jun-05	1467.2	34.5	48.9	78	100%	13,140	0
Jul-05	1371.4	34.5	44.2	78	100%	13,140	0
Aug-05	1429.0	34.5	46.1	78	100%	13,140	0
Sep-05	1581.1	34.5	52.7	78	77%	10,158	2,982
Oct-05	1500.3	34.5	48.4	78	62%	8,195	4,945
Nov-05	1257.5	34.5	41.9	78	50%	6,543	6,597
Dec-05	1115.9	34.5	36.0	78	58%	7,639	5,501
Jan-06	1038.1	34.5	33.5	78	82%	10,764	2,376
Feb-06	954.2	34.5	34.1	78	100%	13,140	0
Mar-06	1172.2	34.5	37.8	78	100%	13,140	0
Apr-06	1352.7	34.5	45.1	78	100%	13,140	0
May-06	1712.5	34.5	55.2	78	80%	10,523	2,617
Jun-06	1888.2	34.5	62.9	78	49%	6,381	6,759
Jul-06	1933.4	34.5	62.4	78	11%	1,509	11,631
Aug-06	1786.7	34.5	57.6	78	-20%	(2,675)	15,815
Sep-06	1500.5	34.5	50.0	78	-41%	(5,381)	18,521
Oct-06	1497.1	34.5	48.3	78	-58%	(7,599)	20,739
Nov-06	1210.5	34.5	40.3	78	-52%	(6,777)	19,917
Dec-06	1204.4	34.5	38.9	78	-57%	(7,527)	20,667
Jan-07	1253.7	34.5	40.4	78	-32%	(4,269)	17,409
Feb-07	1167.7	34.5	41.7	78	-32%	(4,256)	17,396
Mar-07	1414.0	34.5	45.6	78	-32%	(4,144)	17,284
Apr-07	1390.6	34.5	46.4	78	-44%	(5,800)	18,940
May-07	1740.3	34.5	56.1	78	-72%	(9,488)	22,628
Jun-07	1648.8	34.5	55.0	78	-102%	(13,376)	26,516
Jul-07	1416.1	34.5	45.7	78	-124%	(16,332)	29,472
Aug-07	1834.1	34.5	59.2	78	-163%	(21,463)	34,603

44.1

44.4

47.3

	CCMWA Actual Amount	COE Contracted Amount	CCMWA Actual Amount	GA EPD Permitted Amount			
Sep-07	1522.2	35.5	49.1	79	-197%	(25,876)	39,016



City of Cartersville

Lake Allatoona Average Monthly Withdrawal

	Cartersville Actual Amount	COE Contracted Amount Monthly	CCMWA Actual Amount Monthly	GA EPD Permitted Amount Monthly	Balance %	AC-FT	Used AC-FT
	Total (MG)	(MGD)	(MGD)	(MGD)			
Jan-91	238.8	16.76	7.7	18	100%	6,371	0
Feb-91	217.3	16.76	7.8	18	100%	6,371	0
Mar-91	249.0	16.76	8.0	18	100%	6,371	0
Apr-91	246.1	16.76	8.2	18	100%	6,371	0
May-91	254.5	16.76	8.2	18	100%	6,371	0
Jun-91	260.3	16.76	8.7	18	100%	6,371	0
Jul-91	258.7	16.76	8.3	18	100%	6,371	0
Aug-91	250.4	16.76	8.1	18	100%	6,371	0
Sep-91	240.1	16.76	8.0	18	100%	6,371	0
Oct-91	247.0	16.76	8.0	18	100%	6,371	0
Nov-91	241.1	16.76	8.0	18	100%	6,371	0
Dec-91	237.7	16.76	7.7	18	100%	6,371	0
Jan-92	234.3	16.76	7.6	18	100%	6,371	0
Feb-92	219.5	16.76	7.6	18	100%	6,371	0
Mar-92	238.3	16.76	7.7	18	100%	6,371	0
Apr-92	238.5	16.76	8.0	18	100%	6,371	0
May-92	268.0	16.76	8.6	18	100%	6,371	0
Jun-92	281.5	16.76	9.4	18	100%	6,371	0
Jul-92	277.4	16.76	8.9	18	100%	6,371	0
Aug-92	280.3	16.76	9.0	18	100%	6,371	0
Sep-92	269.8	16.76	9.0	18	100%	6,371	0
Oct-92	274.4	16.76	8.9	18	100%	6,371	0
Nov-92	232.2	16.76	7.7	18	100%	6,371	0
Dec-92	236.9	16.76	7.6	18	100%	6,371	0
Jan-93	245.5	16.76	7.9	18	100%	6,371	0
Feb-93	216.3	16.76	7.7	18	100%	6,371	0
Mar-93	259.2	16.76	8.4	18	100%	6,371	0
Apr-93	252.9	16.76	8.4	18	100%	6,371	0
May-93	286.2	16.76	9.2	18	100%	6,371	0
Jun-93	312.4	16.76	10.4	18	100%	6,371	0

MGD = Million Gallons per Day  
 MG = Million Gallons

MG TO DSF 0.646292  
 DSF to AC-FT 1.983465

8.0

8.3

	Cartersville Actual Amount	COE Contracted Amount	CCMWA Actual Amount	GA EPD Permitted Amount				
Jul-93	375.0	16.76	12.1	18	96%	6,091	280	
Aug-93	376.3	16.76	12.1	18	90%	5,742	629	
Sep-93	346.5	16.76	11.6	18	81%	5,145	1,226	
Oct-93	349.4	16.76	11.3	18	74%	4,716	1,655	
Nov-93	303.0	16.76	10.1	18	80%	5,122	1,249	
Dec-93	303.8	16.76	9.8	18	91%	5,807	564	
Jan-94	324.4	16.76	10.5	18	100%	6,371	0	
Feb-94	300.3	16.76	10.7	18	100%	6,371	0	
Mar-94	326.0	16.76	10.5	18	100%	6,371	0	
Apr-94	335.8	16.76	11.2	18	100%	6,371	0	
May-94	359.4	16.76	11.6	18	100%	6,371	0	
Jun-94	375.6	16.76	12.5	18	100%	6,371	0	
Jul-94	360.0	16.76	11.6	18	100%	6,371	0	
Aug-94	374.3	16.76	12.1	18	100%	6,371	0	
Sep-94	359.7	16.76	12.0	18	100%	6,371	0	
Oct-94	356.3	16.76	11.5	18	100%	6,371	0	
Nov-94	312.0	16.76	10.4	18	100%	6,371	0	
Dec-94	288.7	16.76	9.3	18	100%	6,371	0	
Jan-95	308.1	16.76	9.9	18	100%	6,371	0	
Feb-95	288.1	16.76	10.3	18	100%	6,371	0	
Mar-95	335.0	16.76	10.8	18	100%	6,371	0	
Apr-95	316.9	16.76	10.6	18	100%	6,371	0	
May-95	358.0	16.76	11.5	18	100%	6,371	0	
Jun-95	359.0	16.76	12.0	18	100%	6,371	0	
Jul-95	409.9	16.76	13.2	18	92%	5,830	541	
Aug-95	423.5	16.76	13.7	18	93%	5,927	444	
Sep-95	362.4	16.76	12.1	18	89%	5,658	713	
Oct-95	375.3	16.76	12.1	18	100%	6,371	0	
Nov-95	336.3	16.76	11.2	18	100%	6,371	0	
Dec-95	324.7	16.76	10.5	18	100%	6,371	0	
Jan-96	353.6	16.76	11.4	18	100%	6,371	0	
Feb-96	330.8	16.76	11.4	18	100%	6,371	0	
Mar-96	351.1	16.76	11.3	18	100%	6,371	0	
Apr-96	359.1	16.76	12.0	18	100%	6,371	0	

9.9

11.2

11.5



	Cartersville Actual Amount	COE Contracted Amount	CCMWA Actual Amount	GA EPD Permitted Amount				
May-96	401.6	16.76	13.0	18	100%	6,371	0	
Jun-96	385.3	16.76	12.8	18	100%	6,371	0	
Jul-96	405.1	16.76	13.1	18	100%	6,371	0	
Aug-96	380.5	16.76	12.3	18	100%	6,371	0	
Sep-96	352.4	16.76	11.7	18	100%	6,364	7	
Oct-96	358.9	16.76	11.6	18	94%	6,016	355	
Nov-96	319.6	16.76	10.7	18	99%	6,325	46	
Dec-96	327.9	16.76	10.6	18	100%	6,371	0	
Jan-97	354.8	16.76	11.4	18	100%	6,371	0	
Feb-97	307.5	16.76	11.0	18	100%	6,371	0	
Mar-97	343.6	16.76	11.1	18	100%	6,371	0	
Apr-97	334.7	16.76	11.2	18	100%	6,371	0	
May-97	374.1	16.76	12.1	18	100%	6,371	0	
Jun-97	357.4	16.76	11.9	18	100%	6,371	0	
Jul-97	384.0	16.76	12.4	18	100%	6,371	0	
Aug-97	391.1	16.76	12.6	18	99%	6,327	44	
Sep-97	372.8	16.76	12.4	18	100%	6,371	0	
Oct-97	380.7	16.76	12.3	18	100%	6,371	0	
Nov-97	337.4	16.76	11.2	18	100%	6,371	0	
Dec-97	333.5	16.76	10.8	18	100%	6,371	0	
Jan-98	367.0	16.76	11.8	18	100%	6,371	0	
Feb-98	332.8	16.76	11.9	18	100%	6,371	0	
Mar-98	353.8	16.76	11.4	18	100%	6,371	0	
Apr-98	358.2	16.76	11.9	18	100%	6,371	0	
May-98	401.0	16.76	12.9	18	100%	6,371	0	
Jun-98	415.0	16.76	13.8	18	100%	6,371	0	
Jul-98	470.4	16.76	15.2	18	97%	6,176	195	
Aug-98	445.6	16.76	14.4	18	96%	6,106	265	
Sep-98	422.4	16.76	14.1	18	86%	5,457	914	
Oct-98	407.4	16.76	13.1	18	77%	4,886	1,485	
Nov-98	354.5	16.76	11.8	18	78%	4,960	1,411	
Dec-98	349.7	16.76	11.3	18	85%	5,444	927	
Jan-99	372.5	16.76	12.0	18	100%	6,371	0	
Feb-99	339.5	16.76	12.1	18	100%	6,371	0	

11.8

11.7

12.8

	Cartersville Actual Amount	COE Contracted Amount	CCMWA Actual Amount	GA EPD Permitted Amount			
Mar-99	386.5	16.76	12.5	18	100%	6,371	0
Apr-99	399.8	16.76	13.3	18	100%	6,371	0
May-99	392.8	16.76	12.7	18	100%	6,371	0
Jun-99	428.2	16.76	14.3	18	100%	6,371	0
Jul-99	436.0	16.76	14.1	18	100%	6,369	2
Aug-99	512.0	16.76	16.5	18	81%	5,183	1,188
Sep-99	486.2	16.76	16.2	18	62%	3,964	2,407
Oct-99	461.2	16.76	14.9	18	59%	3,769	2,602
Nov-99	427.1	16.76	14.2	18	55%	3,485	2,886
Dec-99	423.1	16.76	13.6	18	51%	3,243	3,128
Jan-00	444.5	16.76	14.3	18	67%	4,263	2,108
Feb-00	412.4	16.76	14.2	18	72%	4,617	1,754
Mar-00	440.9	16.76	14.2	18	87%	5,519	852
Apr-00	401.6	16.76	13.4	18	100%	6,371	0
May-00	471.0	16.76	15.2	18	100%	6,371	0
Jun-00	444.6	16.76	14.8	18	88%	5,579	792
Jul-00	461.5	16.76	14.9	18	73%	4,631	1,740
Aug-00	473.5	16.76	15.3	18	62%	3,972	2,399
Sep-00	415.4	16.76	13.8	18	69%	4,384	1,987
Oct-00	418.3	16.76	13.5	18	55%	3,532	2,839
Nov-00	381.3	16.76	12.7	18	65%	4,109	2,262
Dec-00	374.2	16.76	12.1	18	64%	4,098	2,273
Jan-01	393.7	16.76	12.7	18	90%	5,743	628
Feb-01	343.0	16.76	12.2	18	100%	6,371	0
Mar-01	361.7	16.76	11.7	18	100%	6,371	0
Apr-01	371.9	16.76	12.4	18	100%	6,371	0
May-01	417.8	16.76	13.5	18	100%	6,371	0
Jun-01	394.7	16.76	13.2	18	100%	6,371	0
Jul-01	394.4	16.76	12.7	18	100%	6,371	0
Aug-01	414.0	16.76	13.4	18	95%	6,022	349
Sep-01	393.4	16.76	13.1	18	90%	5,752	619
Oct-01	388.0	16.76	12.5	18	83%	5,274	1,097
Nov-01	373.7	16.76	12.5	18	75%	4,750	1,621
Dec-01	355.5	16.76	11.5	18	75%	4,791	1,580

13.9

14.0

12.6

	Cartersville Actual Amount	COE Contracted Amount	CCMWA Actual Amount	GA EPD Permitted Amount			
Jan-02	372.8	16.76	12.0	18	100%	6,371	0
Feb-02	325.7	16.76	11.6	18	100%	6,371	0
Mar-02	370.3	16.76	11.9	18	100%	6,371	0
Apr-02	377.0	16.76	12.6	18	100%	6,371	0
May-02	422.7	16.76	13.6	18	100%	6,371	0
Jun-02	430.2	16.76	14.3	18	92%	5,837	534
Jul-02	440.2	16.76	14.2	18	78%	4,993	1,378
Aug-02	442.7	16.76	14.3	18	58%	3,705	2,666
Sep-02	414.6	16.76	13.8	18	53%	3,345	3,026
Oct-02	411.7	16.76	13.3	18	56%	3,547	2,824
Nov-02	382.4	16.76	12.7	18	79%	5,043	1,328
Dec-02	399.3	16.76	12.9	18	100%	6,371	0
Jan-03	400.6	16.76	12.9	18	100%	6,371	0
Feb-03	342.1	16.76	12.2	18	100%	6,371	0
Mar-03	376.9	16.76	12.2	18	100%	6,371	0
Apr-03	363.8	16.76	12.1	18	100%	6,371	0
May-03	376.4	16.76	12.1	18	100%	6,371	0
Jun-03	376.0	16.76	12.5	18	100%	6,371	0
Jul-03	399.7	16.76	12.9	18	100%	6,371	0
Aug-03	418.6	16.76	13.5	18	100%	6,371	0
Sep-03	422.8	16.76	14.1	18	100%	6,371	0
Oct-03	399.1	16.76	12.9	18	97%	6,173	198
Nov-03	380.6	16.76	12.7	18	100%	6,371	0
Dec-03	359.3	16.76	11.6	18	100%	6,371	0
Jan-04	353.1	16.76	11.4	18	100%	6,371	0
Feb-04	331.5	16.76	11.4	18	100%	6,371	0
Mar-04	374.7	16.76	12.1	18	100%	6,371	0
Apr-04	368.1	16.76	12.3	18	100%	6,371	0
May-04	388.2	16.76	12.5	18	100%	6,371	0
Jun-04	381.2	16.76	12.7	18	100%	6,371	0
Jul-04	411.2	16.76	13.3	18	100%	6,371	0
Aug-04	427.4	16.76	13.8	18	97%	6,173	198
Sep-04	395.5	16.76	13.2	18	100%	6,371	0
Oct-04	387.6	16.76	12.5	18	100%	6,371	0

13.1

12.6

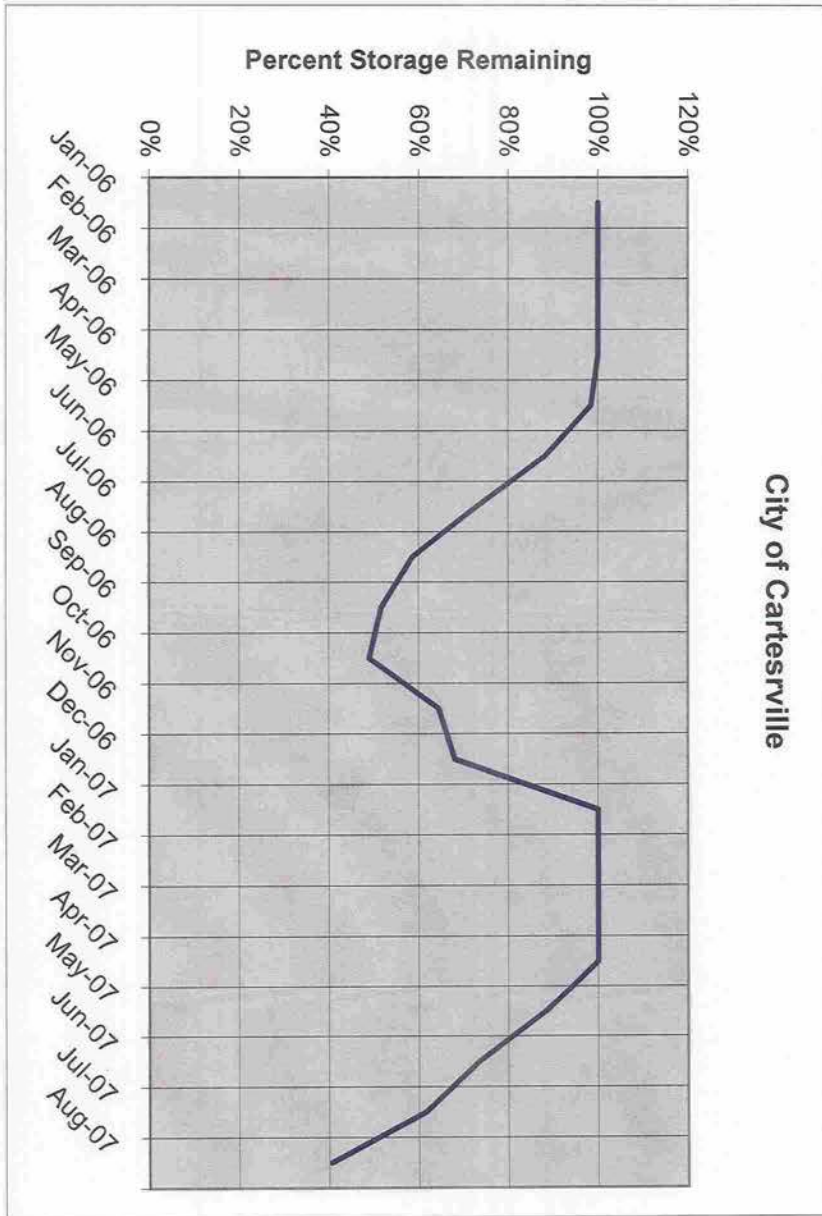
	Cartersville Actual Amount	COE Contracted Amount	CCMWA Actual Amount	GA EPD Permitted Amount			
Nov-04	341.9	16.76	11.4	18	100%	6,371	0
Dec-04	355.2	16.76	11.5	18	100%	6,371	0
Jan-05	374.2	16.76	12.1	18	100%	6,371	0
Feb-05	343.6	16.76	12.3	18	100%	6,371	0
Mar-05	371.0	16.76	12.0	18	100%	6,371	0
Apr-05	373.8	16.76	12.5	18	100%	6,371	0
May-05	409.8	16.76	13.2	18	100%	6,371	0
Jun-05	417.6	16.76	13.9	18	100%	6,371	0
Jul-05	426.4	16.76	13.8	18	100%	6,371	0
Aug-05	439.1	16.76	14.2	18	100%	6,371	0
Sep-05	463.6	16.76	15.5	18	92%	5,855	516
Oct-05	441.9	16.76	14.3	18	91%	5,780	591
Nov-05	397.4	16.76	13.2	18	88%	5,630	741
Dec-05	381.6	16.76	12.3	18	100%	6,371	0
Jan-06	380.3	16.76	12.3	18	100%	6,371	0
Feb-06	340.2	16.76	12.1	18	100%	6,371	0
Mar-06	386.3	16.76	12.5	18	100%	6,371	0
Apr-06	396.6	16.76	13.2	18	100%	6,371	0
May-06	450.0	16.76	14.5	18	98%	6,269	102
Jun-06	474.0	16.76	15.8	18	88%	5,616	755
Jul-06	484.1	16.76	15.6	18	73%	4,645	1,726
Aug-06	501.8	16.76	16.2	18	59%	3,735	2,636
Sep-06	445.6	16.76	14.9	18	52%	3,288	3,083
Oct-06	430.1	16.76	13.9	18	49%	3,121	3,250
Nov-06	394.8	16.76	13.2	18	64%	4,109	2,262
Dec-06	391.8	16.76	12.6	18	68%	4,335	2,036
Jan-07	383.0	16.76	12.4	18	100%	6,371	0
Feb-07	360.7	16.76	12.9	18	100%	6,371	0
Mar-07	409.3	16.76	13.2	18	100%	6,371	0
Apr-07	402.0	16.76	13.4	18	100%	6,371	0
May-07	501.0	16.76	16.2	18	88%	5,635	736
Jun-07	495.4	16.76	16.5	18	74%	4,683	1,688
Jul-07	468.0	16.76	15.1	18	62%	3,921	2,450
Aug-07	514.3	16.76	16.6	18	41%	2,584	3,787

12.3

13.3

13.9

City of Cartersville





# ALLATOONA STORAGE ACCOUNTING

CONVERSIONS  
MG TO DSF  
1.547287558

Prepared at the request of counsel in anticipation of litigation.  
Attorney Work Product. Do not release. Do not forward.  
Don't transmit electronically--hard copy to OC only. Thank you.

## Storage Account

Month	COE		CCMWA		Cartersville		Flood	
	DSF	%	DSF	%	DSF	%	DSF	%
Jan-91	68209	51%	6625	100%	3212	100%	0	0
Feb-91	95377	71%	6625	100%	3212	100%	0	0
Mar-91	117148	88%	6625	100%	3212	100%	0	0
Apr-91	133639	100%	6625	100%	3212	100%	11494	100%
May-91	133639	100%	6625	100%	3212	100%	3811	100%
Jun-91	133639	100%	6625	100%	3212	100%	10504	100%
Jul-91	133639	100%	6625	100%	3212	100%	8462	100%
Aug-91	133639	100%	6625	100%	3212	100%	5081	100%
Sep-91	121721	91%	6625	100%	3212	100%	0	0
Oct-91	96678	72%	6042	91%	3212	100%	0	0
Nov-91	73205	55%	6578	99%	3212	100%	0	0
Dec-91	54657	41%	6625	100%	3212	100%	0	0
Jan-92	59170	44%	6625	100%	3212	100%	0	0
Feb-92	99633	75%	6625	100%	3212	100%	0	0
Mar-92	115750	87%	6625	100%	3212	100%	0	0
Apr-92	133225	100%	6625	100%	3212	100%	0	0
May-92	133639	100%	6625	100%	3212	100%	9637	100%
Jun-92	133639	100%	6625	100%	3212	100%	6606	100%
Jul-92	133639	100%	6625	100%	3212	100%	4234	100%
Aug-92	133639	100%	6625	100%	3212	100%	6730	100%
Sep-92	124531	93%	6526	99%	3212	100%	0	0

ALLOCATED STORAGE		Initial STORAGE	
CARTERSVILLE	2.24%	66386	3212
CCMWA	4.62%	6625	6625
<u>Reservoir</u>			
<u>Inflow</u>			
<u>Computed</u>			
<u>Water Withdrawals</u>			

Month	CCMWA		Cartersville	
	Monthly Total	DSF	Monthly Total	DSF
Jan-91	61705	1439	370	370
Feb-91	73599	1647	336	336
Mar-91	100645	1660	385	385
Apr-91	78203	1512	381	381
May-91	103749	1572	394	394
Jun-91	53409	1813	403	403
Jul-91	50184	1805	400	400
Aug-91	53513	1730	387	387
Sep-91	41857	1634	372	372
Oct-91	23861	1692	382	382
Nov-91	43031	1478	373	373
Dec-91	53358	1349	368	368
Jan-92	67339	1365	363	363
Feb-92	89880	1272	340	340
Mar-92	96008	1450	369	369
Apr-92	61617	1519	369	369
May-92	38871	1739	415	415
Jun-92	40469	1660	436	436
Jul-92	47617	1853	429	429
Aug-92	39496	1888	434	434
Sep-92	31502	1567	417	417

Prepared at the request of counsel in anticipation of litigation.  
 Attorney Work Product. Do not release. Do not forward.  
 Don't transmit electronically--hard copy to OC only. Thank you.

**Storage Account**

**Reservoir Inflow Computed**  
**Water Withdrawals**

Month	COE		CCMWA		Cartersville		Flood	Monthly Total		
	DSF	%	DSF	%	DSF	%	DSF	DSF	DSF	DSF
Oct-92	114311	86%	6410	97%	3212	100%	0	3206	1608	425
Nov-92	93068	70%	6625	100%	3212	100%	0	100291	1414	359
Dec-92	64769	48%	6625	100%	3212	100%	0	129782	1407	367
Jan-93	85777	64%	6625	100%	3212	100%	0	164976	1448	380
Feb-93	95736	72%	6625	100%	3212	100%	0	84786	1282	335
Mar-93	119576	89%	6625	100%	3212	100%	0	109514	1928	401
Apr-93	133639	100%	6625	100%	3212	100%	2964	81843	2186	391
May-93	133639	100%	6625	100%	3212	100%	7843	59815	1963	443
Jun-93	133639	100%	6625	100%	3212	100%	4113	36275	2155	483
Jul-93	117559	88%	4956	75%	3071	96%	0	19604	2573	580
Aug-93	113573	85%	3403	51%	2895	90%	0	18149	2392	582
Sep-93	97877	73%	1884	28%	2594	81%	0	10516	2005	536
Oct-93	78135	58%	873	13%	2378	74%	0	14486	1680	541
Nov-93	63930	48%	1191	18%	2583	80%	0	30092	1071	469
Dec-93	59220	44%	1214	18%	2928	91%	0	36427	1659	470
Jan-94	63300	47%	1876	28%	3212	100%	0	53001	1804	502
Feb-94	89760	67%	3958	60%	3212	100%	0	71329	1265	465
Mar-94	133639	100%	6625	100%	3212	100%	6482	111089	1434	504
Apr-94	133639	100%	6625	100%	3212	100%	6482	91307	1698	520
May-94	133639	100%	6625	100%	3212	100%	9576	45184	1907	556
Jun-94	133639	100%	6625	100%	3212	100%	18312	51550	1906	581
Jul-94	133639	100%	6625	100%	3212	100%	1512	47643	1729	557
Aug-94	133639	100%	6625	100%	3212	100%	2904	46599	1728	579
Sep-94	106016	79%	6119	92%	3212	100%	0	26332	1724	557
Oct-94	58165	44%	6166	93%	3212	100%	0	33701	1518	551
Nov-94	62214	47%	6309	95%	3212	100%	0	33587	1421	483



Prepared at the request of counsel in anticipation of litigation.  
 Attorney Work Product. Do not release. Do not forward.  
 Don't transmit electronically--hard copy to OC only. Thank you.

**Storage Account**

**Reservoir Inflow Computed**      **Water Withdrawals**

Month	COE		CCMWA		Cartersville		Flood	Monthly Total		
	DSF	%	DSF	%	DSF	%	DSF	DSF	DSF	DSF
Dec-94	50460	38%	6625	100%	3212	100%	0	39505	1480	447
Jan-95	73388	55%	6625	100%	3212	100%	0	55592	1515	477
Feb-95	99736	75%	6625	100%	3212	100%	0	93235	1351	446
Mar-95	103720	78%	6625	100%	3212	100%	0	92809	1549	518
Apr-95	129618	97%	6625	100%	3212	100%	0	49407	1828	490
May-95	133639	100%	6625	100%	3212	100%	847	40612	1844	554
Jun-95	133639	100%	6625	100%	3212	100%	4839	36037	1928	556
Jul-95	121065	91%	4844	73%	2939	92%	0	16147	2526	634
Aug-95	119641	90%	3848	58%	2988	93%	0	31454	2449	655
Sep-95	98227	74%	2476	37%	2853	89%	0	18983	2249	561
Oct-95	98699	74%	3918	59%	3212	100%	0	76892	2144	581
Nov-95	64600	48%	6283	95%	3212	100%	0	90098	1866	520
Dec-95	52010	39%	6625	100%	3212	100%	0	49739	1907	502
Jan-96	127264	95%	6625	100%	3212	100%	0	138190	1689	547
Feb-96	91668	69%	6625	100%	3212	100%	0	111394	1604	512
Mar-96	109872	82%	6625	100%	3212	100%	0	168774	1484	543
Apr-96	133639	100%	6625	100%	3212	100%	6668	86495	1502	556
May-96	133639	100%	6625	100%	3212	100%	6358	54816	2259	621
Jun-96	133639	100%	6625	100%	3212	100%	1210	39080	2432	596
Jul-96	133639	100%	6135	93%	3212	100%	0	22193	2601	627
Aug-96	129061	97%	5409	82%	3212	100%	0	27171	2532	589
Sep-96	115785	87%	5006	76%	3197	100%	0	23669	2033	545
Oct-96	101393	76%	4299	65%	3009	94%	0	16409	2007	555
Nov-96	73637	55%	4320	65%	3153	98%	0	28512	1835	495
Dec-96	53453	40%	5608	85%	3212	100%	0	54823	1862	507
Jan-97	71272	53%	6625	100%	3212	100%	0	79430	1877	549

Prepared at the request of counsel in anticipation of litigation.  
 Attorney Work Product. Do not release. Do not forward.  
 Don't transmit electronically—hard copy to OC only. Thank you.

**Storage Account**

**Reservoir Inflow Computed**

**Water Withdrawals**

Month	COE		CCMWA		Cartersville		Flood	Monthly Total	Monthly Total	Monthly Total
	DSF	%	DSF	%	DSF	%	DSF			
Feb-97	107825	81%	6625	100%	3212	100%	0	84576	1833	476
Mar-97	114702	86%	6625	100%	3212	100%	0	103349	2203	532
Apr-97	133639	100%	6625	100%	3212	100%	14451	63450	1775	518
May-97	133639	100%	6625	100%	3212	100%	12552	65159	2076	579
Jun-97	133639	100%	6625	100%	3212	100%	8029	57138	1841	553
Jul-97	133639	100%	6625	100%	3212	100%	3085	46117	2397	594
Aug-97	126365	95%	6114	92%	3177	99%	0	25476	2251	605
Sep-97	131826	99%	5836	88%	3212	100%	0	35135	2497	577
Oct-97	133639	100%	6625	100%	3212	100%	7410	65524	2087	589
Nov-97	69128	52%	6625	100%	3212	100%	0	46647	1748	522
Dec-97	60080	45%	6625	100%	3212	100%	0	57367	1743	516
Jan-98	67684	51%	6625	100%	3212	100%	0	103314	1594	568
Feb-98	96864	72%	6625	100%	3212	100%	0	139957	1663	515
Mar-98	123854	93%	6625	100%	3212	100%	0	131331	2133	547
Apr-98	133639	100%	6625	100%	3212	100%	10566	142675	1867	554
May-98	133639	100%	6625	100%	3212	100%	11246	95792	2482	620
Jun-98	133639	100%	6625	100%	3212	100%	3992	48411	2569	642
Jul-98	128837	96%	5803	88%	3101	97%	0	27544	2671	728
Aug-98	120355	90%	5159	78%	3052	95%	0	28642	2545	690
Sep-98	96202	72%	3840	58%	2713	84%	0	14034	2503	654
Oct-98	78664	59%	2746	41%	2414	75%	0	14782	2309	630
Nov-98	74611	56%	2440	37%	2438	76%	0	25609	2038	548
Dec-98	65710	49%	2611	39%	2670	83%	0	34497	1993	541
Jan-99	78891	59%	4059	61%	3212	100%	0	60413	1990	576
Feb-99	82323	62%	5789	87%	3212	100%	0	62093	1775	525
Mar-99	105297	79%	6625	100%	3212	100%	0	51851	1972	598



Prepared at the request of counsel in anticipation of litigation.  
 Attorney Work Product. Do not release. Do not forward.  
 Don't transmit electronically—hard copy to OC only. Thank you.

**Storage Account**

**Reservoir Inflow Computed**

**Water Withdrawals**

Month	COE		CCMWA		Cartersville		Flood	Monthly Total	Monthly Total	Monthly Total
	DSF	%	DSF	%	DSF	%	DSF			
Apr-99	124774	93%	6398	97%	3212	100%	0	32833	2317	619
May-99	133639	100%	6625	100%	3212	100%	6791	37087	2435	608
Jun-99	133639	100%	6625	100%	3212	100%	6915	24433	2424	663
Jul-99	125925	94%	6129	93%	3198	100%	0	29491	2448	675
Aug-99	105403	79%	3885	59%	2587	81%	0	8123	3182	792
Sep-99	94559	71%	1872	28%	1960	61%	0	5599	2816	752
Oct-99	99349	74%	1257	19%	1848	58%	0	26865	2486	714
Nov-99	77564	58%	673	10%	1691	53%	0	22497	2238	661
Dec-99	58839	44%	54	1%	1555	48%	0	23173	2320	655
Jan-00	87464	65%	1093	16%	2054	64%	0	53021	2078	688
Feb-00	102560	77%	1615	24%	2219	69%	0	35853	1744	638
Mar-00	127833	96%	2679	40%	2658	83%	0	50093	1933	682
Apr-00	133639	100%	6625	100%	3212	100%	3992	66465	2046	621
May-00	133639	100%	6625	100%	3212	100%	1331	25380	2841	729
Jun-00	117964	88%	4988	75%	2800	87%	0	12310	2789	688
Jul-00	104240	78%	3025	46%	2309	72%	0	9959	3000	714
Aug-00	89927	67%	1666	25%	1963	61%	0	17274	2774	733
Sep-00	85859	64%	1766	27%	2155	67%	0	37286	2321	643
Oct-00	66477	50%	282	4%	1711	53%	0	9082	2543	647
Nov-00	71374	53%	608	9%	1986	62%	0	38666	2159	590
Dec-00	59519	45%	363	5%	1965	61%	0	24923	2082	579
Jan-01	86207	65%	2007	30%	2778	86%	0	63513	2041	609
Feb-01	105341	79%	3112	47%	3212	100%	0	48536	1811	531
Mar-01	133639	100%	6625	100%	3212	100%	7658	91163	2044	560
Apr-01	133639	100%	6625	100%	3212	100%	9637	51382	2154	575
May-01	133639	100%	6625	100%	3212	100%	8214	33769	2679	646



Prepared at the request of counsel in anticipation of litigation.  
 Attorney Work Product. Do not release. Do not forward.  
 Don't transmit electronically--hard copy to OC only. Thank you.

**Storage Account**

**Reservoir Inflow Computed**      **Water Withdrawals**

Month	COE		CCMWA		Cartersville		Flood	Monthly Total		
	DSF	%	DSF	%	DSF	%	DSF	DSF	DSF	DSF
Jun-01	133639	100%	6625	100%	3212	100%	13185	60302	2321	611
Jul-01	133639	100%	6625	100%	3212	100%	2238	46500	2574	610
Aug-01	115023	86%	5557	84%	3021	94%	0	20082	2668	641
Sep-01	102570	77%	4700	71%	2871	89%	0	20469	2440	609
Oct-01	85345	64%	3648	55%	2615	81%	0	15396	2417	600
Nov-01	68584	51%	2622	40%	2336	73%	0	13386	2274	578
Dec-01	56129	42%	2366	36%	2342	73%	0	24834	2074	550
Jan-02	80314	60%	4038	61%	3211	100%	0	64580	2054	577
Feb-02	87175	65%	4498	68%	3212	100%	0	35220	1815	504
Mar-02	131870	99%	6029	91%	3212	100%	0	63934	2229	573
Apr-02	133639	100%	6625	100%	3212	100%	3145	42996	2161	583
May-02	133639	100%	6625	100%	3212	100%	1331	42824	2459	654
Jun-02	130599	98%	5395	81%	2928	91%	0	17059	2660	666
Jul-02	118155	88%	3951	60%	2488	77%	0	10766	2604	681
Aug-02	96577	72%	1652	25%	1824	57%	0	947	2985	685
Sep-02	94905	71%	689	10%	1628	51%	0	19865	2562	641
Oct-02	105820	79%	552	8%	1713	53%	0	32255	2371	637
Nov-02	74566	56%	1994	30%	2449	76%	0	59307	2102	592
Dec-02	84956	64%	5863	88%	3212	100%	0	111581	2210	618
Jan-03	56543	42%	6625	100%	3212	100%	0	50264	2097	620
Feb-03	87970	66%	6625	100%	3212	100%	0	79944	1792	529
Mar-03	112331	84%	6625	100%	3212	100%	0	111771	2131	583
Apr-03	133639	100%	6625	100%	3212	100%	6730	63544	2368	563
May-03	133639	100%	6625	100%	3212	100%	17426	116799	2209	582
Jun-03	133639	100%	6625	100%	3212	100%	4718	82540	2476	582
Jul-03	133639	100%	6625	100%	3212	100%	544	100508	2494	619

Prepared at the request of counsel in anticipation of litigation.  
 Attorney Work Product. Do not release. Do not forward.  
 Don't transmit electronically--hard copy to OC only. Thank you.

**Storage Account**

**Reservoir Inflow Computed**      **Water Withdrawals**

Month	COE		CCMWA		Cartersville		Flood	Monthly Total		
	DSF	%	DSF	%	DSF	%		DSF	DSF	DSF
Aug-03	130505	98%	6625	100%	3212	100%	0	49065	2558	648
Sep-03	122449	92%	6185	93%	3208	100%	0	29064	2475	654
Oct-03	97605	73%	5798	88%	3093	96%	0	22408	2147	618
Nov-03	72882	55%	6625	100%	3212	100%	0	49930	1989	589
Dec-03	49097	37%	6625	100%	3212	100%	0	45414	1738	556
Jan-04	61898	46%	6625	100%	3212	100%	0	50974	1583	546
Feb-04	84763	63%	6625	100%	3212	100%	0	69022	1558	513
Mar-04	101933	76%	6625	100%	3212	100%	0	44298	1798	580
Apr-04	127963	96%	6625	100%	3212	100%	0	50780	2099	569
May-04	133639	100%	6625	100%	3212	100%	1815	37108	2259	601
Jun-04	133639	100%	6625	100%	3212	100%	2117	37398	2225	590
Jul-04	127785	96%	6625	100%	3212	100%	0	39269	2450	636
Aug-04	118231	88%	5943	90%	3093	96%	0	24244	2641	661
Sep-04	133639	100%	6625	100%	3212	100%	23226	106422	2298	612
Oct-04	104766	78%	6485	98%	3199	100%	0	26212	2186	600
Nov-04	99223	74%	6625	100%	3212	100%	0	60745	1887	529
Dec-04	58716	44%	6625	100%	3212	100%	0	80605	1983	550
Jan-05	59418	44%	6625	100%	3212	100%	0	49075	1930	579
Feb-05	112276	84%	6625	100%	3212	100%	0	86257	1768	532
Mar-05	133639	100%	6625	100%	3212	100%	10627	101994	1888	574
Apr-05	133639	100%	6625	100%	3212	100%	1754	88315	1969	578
May-05	133403	100%	6625	100%	3212	100%	0	46670	2466	634
Jun-05	130564	98%	6625	100%	3212	100%	0	59338	2270	646
Jul-05	133639	100%	6625	100%	3212	100%	9266	127209	2122	660
Aug-05	132930	99%	6625	100%	3212	100%	0	47076	2211	679
Sep-05	115786	87%	5817	88%	2936	91%	0	19698	2446	717



Prepared at the request of counsel in anticipation of litigation.  
 Attorney Work Product. Do not release. Do not forward.  
 Don't transmit electronically--hard copy to OC only. Thank you.

**Storage Account**

**Reservoir Inflow Computed**      **Water Withdrawals**

Month	COE		CCMWA		Cartersville		Flood	Monthly Total		
	DSF	%	DSF	%	DSF	%		DSF	DSF	DSF
Oct-05	97440	73%	5508	83%	2882	90%	0	28128	2321	684
Nov-05	67940	51%	5322	80%	2791	87%	0	23421	1946	615
Dec-05	51413	38%	6600	100%	3212	100%	0	48458	1727	590
Jan-06	63493	48%	6625	100%	3212	100%	0	67091	1606	588
Feb-06	86313	65%	6625	100%	3212	100%	0	57727	1476	526
Mar-06	101040	76%	6625	100%	3212	100%	0	58896	1814	598
Apr-06	128731	96%	6625	100%	3212	100%	0	48026	2093	614
May-06	130040	97%	6096	92%	3142	98%	0	27984	2650	696
Jun-06	119936	90%	4703	71%	2797	87%	0	17323	2922	733
Jul-06	103406	77%	2953	45%	2290	71%	0	10848	2992	749
Aug-06	95128	71%	1547	23%	1815	57%	0	13447	2764	776
Sep-06	92187	69%	887	13%	1573	49%	0	19998	2322	689
Oct-06	88455	66%	495	7%	1472	46%	0	25195	2317	665
Nov-06	68497	51%	1658	25%	1952	61%	0	48748	1873	611
Dec-06	62567	47%	2045	31%	2049	64%	0	31374	1864	606
Jan-07	57261	43%	4503	68%	3171	99%	0	76610	1940	593
Feb-07	78551	59%	5212	79%	3212	100%	0	38203	1807	558
Mar-07	104763	78%	6055	91%	3212	100%	0	47325	2188	633
Apr-07	118168	88%	5945	90%	3211	100%	0	27743	2152	622
May-07	120716	90%	4801	72%	2823	88%	0	17298	2693	775
Jun-07	115966	87%	3488	53%	2328	72%	0	12120	2551	767
Jul-07	111775	84%	2666	40%	1928	60%	0	14481	2191	724
Aug-07	93580	70%	747	11%	1238	39%	0	4734	2838	796
Sep-07	73331	55%	-824	-12%	568	18%	0	2136	2355	718
Oct-07	73331	55%	-824	-12%	568	18%	0	0	0	0
Nov-07	73331	55%	-824	-12%	568	18%	0	0	0	0
Dec-07	73331	55%	-824	-12%	568	18%	0	0	0	0

**ALLATOON**  
 CONVERSIONS  
 MG TO DSF  
 1.547287558

TOC 185267  
 BOC 41791

Prepared at the request of counsel in anticipation of litigation.  
 Attorney Work Product. Do not release. Do not forward.  
 Don't transmit electronically--hard copy to OC only. Thank you.

Water Returns

Reservoir Discharge

End of Month Elev

Reservoir Storage

Inflow Distribution

Month	Noonday		Northwest		Monthly Total	Monthly Total	Monthly Total	Month ending	Month ending	DSF	FT	DSF	Month ending	Inflow Distribution		
	DSF	DSF	DSF	DSF										Cons.	CCMWA	Cartersville
Jan-91	0	0	0	0	58073	826.88	118014	57475	2849	1381	143476	93.14%	6625	4.62%	2.24%	
Feb-91	0	0	0	0	44448	833.07	147005	68553	3398	1648	133639	93.14%	6625	4.62%	2.24%	
Mar-91	0	0	0	0	76828	837.15	168776	93744	4647	2253	6625	4.62%	6625	4.62%	2.24%	
Apr-91	0	0	0	0	48325	841.88	196761	72841	3611	1751	72841	3611	1751	2.24%	2.24%	
May-91	0	0	0	0	109466	840.63	189078	96636	4790	2323	96636	4790	2323	2.24%	2.24%	
Jun-91	0	0	0	0	44500	841.72	195771	49747	2466	1196	44500	2466	1196	2.24%	2.24%	
Jul-91	0	0	0	0	50021	841.39	193729	46744	2317	1123	50021	2317	1123	2.24%	2.24%	
Aug-91	0	0	0	0	54777	840.84	190348	49844	2471	1198	54777	2471	1198	2.24%	2.24%	
Sep-91	0	0	0	0	56851	837.96	173349	38988	1933	937	56851	1933	937	2.24%	2.24%	
Oct-91	0	0	0	0	47413	833.21	147723	22225	1102	534	47413	1102	534	2.24%	2.24%	
Nov-91	0	0	0	0	64116	828.41	124786	40080	1987	963	64116	1987	963	2.24%	2.24%	
Dec-91	0	0	0	0	70143	824.04	106285	49700	2464	1195	70143	2464	1195	2.24%	2.24%	
Jan-92	0	0	0	0	61098	825.16	110798	62722	3109	1508	61098	3109	1508	2.24%	2.24%	
Feb-92	0	0	0	0	47806	833.9	151261	83718	4150	2012	47806	4150	2012	2.24%	2.24%	
Mar-92	0	0	0	0	78073	836.9	167378	89426	4433	2149	78073	4433	2149	2.24%	2.24%	
Apr-92	0	0	0	0	42254	839.93	184853	57393	2845	1379	42254	2845	1379	2.24%	2.24%	
May-92	0	0	0	0	26666	841.58	194904	36206	1795	870	26666	1795	870	2.24%	2.24%	
Jun-92	0	0	0	0	41405	841.09	191873	37694	1869	906	41405	1869	906	2.24%	2.24%	
Jul-92	0	0	0	0	47706	840.7	189501	44352	2199	1066	47706	2199	1066	2.24%	2.24%	
Aug-92	0	0	0	0	34879	841.11	191997	36788	1824	884	34879	1824	884	2.24%	2.24%	
Sep-92	0	0	0	0	45455	838.43	176060	29343	1455	705	45455	1455	705	2.24%	2.24%	

PRE-DECISIONALADVICE/ATTORNEY WORK-PRODUCT/ATTORNEY-CLIENT PRIVILEGED/DO NOT FORWARD, COPY, OR RELEASE UNDER FOIA



Prepared at the request of counsel in anticipation of litigation.  
 Attorney Work Product. Do not release. Do not forward.  
 Don't transmit electronically--hard copy to OC only. Thank you.

Water Returns

Reservoir Discharge    End of Month Elev    Reservoir Storage

Inflow Distribution

Month	Noonday		Northwest		Monthly Total	Month ending	Month ending	DSF	Cons.	Inflow Distribution		
	DSF	Monthly Total	DSF	Monthly Total						Cons.	CCMWA	Cartersville
Oct-92	0	0	0	0	40310	836.6	165723	29812	1478	717	93.14%	
Nov-92	0	0	0	0	119545	832.61	144696	93415	4631	2245	4.62%	
Dec-92	0	0	0	0	156307	826.5	116397	120884	5992	2905		
Jan-93	0	0	0	0	142140	831.13	137405	153665	7617	3693		
Feb-93	0	0	0	0	73210	833.14	147364	78973	3915	1898		
Mar-93	0	0	0	0	83345	837.58	171204	102006	5057	2452		
Apr-93	0	0	0	0	62238	840.49	188231	76231	3779	1832		
May-93	0	0	0	0	52530	841.29	193110	55714	2762	1339		
Jun-93	0	0	0	0	37366	840.68	189380	33788	1675	812		
Jul-93	0	0	0	0	38453	836.9	167378	18260	905	439		
Aug-93	0	0	0	0	20891	835.86	161661	16904	838	406		
Sep-93	0	0	0	0	25491	832.5	144146	9795	486	235		
Oct-93	0	0	0	0	33235	828.06	123176	13493	669	324		
Nov-93	0	0	0	0	42233	824.84	109495	28029	1389	674		
Dec-93	0	0	0	0	38640	823.75	105153	33929	1682	815		
Jan-94	0	0	0	0	45669	825.01	110178	49367	2447	1187		
Feb-94	0	0	0	0	41057	831.4	138721	66438	3293	1597		
Mar-94	0	0	0	0	56122	841.07	191749	103472	5129	2487		
Apr-94	0	0	0	0	89090	841.07	191749	85047	4216	2044		
May-94	0	0	0	0	39627	841.57	194843	42086	2086	1012		
Jun-94	0	0	0	0	40327	842.96	203579	48016	2380	1154		
Jul-94	0	0	0	0	62156	840.25	186779	44376	2200	1067		
Aug-94	0	0	0	0	42900	840.48	188171	43404	2152	1043		
Sep-94	0	0	0	0	55085	835.02	157138	24527	1216	590		
Oct-94	0	0	0	0	79435	824.8	109334	31391	1556	754		
Nov-94	0	0	0	0	27492	825.82	113526	31284	1551	752		
								Total Cons.		143476		
								Rem. Cons.		133639		93.14%
								CCMWA		6625		4.62%
								CTRSVLE		3212		2.24%



Prepared at the request of counsel in anticipation of litigation.  
 Attorney Work Product. Do not release. Do not forward.  
 Don't transmit electronically--hard copy to OC only. Thank you.

Water Returns

Reservoir Discharge    End of Month Elev    Reservoir Storage

Inflow Distribution

Month	Noonday		Northwest		Monthly Total	Month ending	Month ending	DSF ending	Cons.	CCMWA	Cartersville								
	DSF	DSF	DSF	DSF								FT	DSF						
Dec-94	0	0	49016	822.96	102088	36796	1824	884											
Jan-95	0	0	30672	828.46	125016	51781	2567	1245											
Feb-95	0	0	65090	833.92	151364	86843	4305	2087											
Mar-95	0	0	86757	834.68	155348	86446	4285	2078											
Apr-95	0	0	21191	839.32	181246	46020	2281	1106											
May-95	0	0	33346	840.14	186114	37827	1875	909											
Jun-95	0	0	29561	840.8	190106	33566	1664	807											
Jul-95	0	0	32453	837.48	170639	15040	746	361											
Aug-95	0	0	30722	837.06	168268	29298	1452	704											
Sep-95	0	0	39096	832.74	145346	17682	877	425											
Oct-95	0	0	71892	833.19	147620	71620	3550	1721											
Nov-95	0	0	119446	826.38	115887	83921	4160	2017											
Dec-95	0	0	59579	823.36	103638	46329	2297	1114											
Jan-96	486	201	61387	838.92	178892	128716	6381	3094											
Feb-96	466	188	145529	832.33	143295	103757	5143	2494											
Mar-96	555	214	149311	835.83	161500	157203	7793	3778											
Apr-96	433	183	54618	841.1	191935	80564	3994	1936											
May-96	414	173	52832	841.05	191625	51058	2531	1227											
Jun-96	375	168	41744	840.2	186477	36401	1804	875											
Jul-96	377	161	21068	839.94	184912	20671	1025	497											
Aug-96	385	166	30041	839.02	179472	25308	1255	608											
Sep-96	376	162	35322	836.61	165779	22046	1093	530											
Oct-96	380	162	29676	833.75	150492	15284	758	367											
Nov-96	376	163	54313	828	122900	26557	1316	638											
Dec-96	412	177	71877	823.47	104065	51064	2531	1227											
Jan-97	477	196	58842	828	122900	73984	3668	1778											
<table border="1" style="width: 100%; border-collapse: collapse;"> <tr> <td style="width: 50%;">Total Cons.</td> <td style="text-align: right;">143476</td> </tr> <tr> <td>Rem. Cons.</td> <td style="text-align: right;">133639    93.14%</td> </tr> <tr> <td>CCMWA</td> <td style="text-align: right;">6625    4.62%</td> </tr> <tr> <td>CTRSVILLE</td> <td style="text-align: right;">3212    2.24%</td> </tr> </table>												Total Cons.	143476	Rem. Cons.	133639    93.14%	CCMWA	6625    4.62%	CTRSVILLE	3212    2.24%
Total Cons.	143476																		
Rem. Cons.	133639    93.14%																		
CCMWA	6625    4.62%																		
CTRSVILLE	3212    2.24%																		

Prepared at the request of counsel in anticipation of litigation.  
 Attorney Work Product. Do not release. Do not forward.  
 Don't transmit electronically--hard copy to OC only. Thank you.

Water Returns

Reservoir Discharge    End of Month Elev    Reservoir Storage

Inflow Distribution

Noonday    Northwest

Monthly Total    Monthly Total    Monthly Total    Month ending    Month ending

Month	DSF	DSF	DSF	FT	DSF	Cons.	CCMWA	Cartersville
Feb-97	468	190	46373	835.45	159453	78778	3905	1893
Mar-97	521	226	94484	836.71	166330	96263	4772	2314
Apr-97	424	205	28397	842.35	199718	59100	2930	1420
May-97	455	204	65061	842.05	197819	60691	3009	1459
Jun-97	434	196	59898	841.32	193296	53220	2638	1279
Jul-97	441	198	48709	840.51	188352	42955	2129	1032
Aug-97	376	188	34089	838.67	177447	23730	1176	570
Sep-97	395	195	27432	839.56	182665	32726	1622	787
Oct-97	391	201	53428	841.22	192677	61032	3025	1467
Nov-97	424	200	116922	827.51	120756	43449	2154	1044
Dec-97	434	213	64803	825.38	111708	53434	2649	1284
Jan-98	488	221	94256	827.18	119312	96230	4770	2313
Feb-98	474	224	109297	833.36	148492	130361	6462	3133
Mar-98	510	230	102400	838.33	175482	122327	6064	2940
Apr-98	523	214	120640	841.73	195833	132893	6588	3194
May-98	458	228	92695	841.84	196513	89224	4423	2145
Jun-98	389	201	53044	840.66	189259	45092	2235	1084
Jul-98	386	192	34450	839.03	179531	25655	1272	617
Aug-98	384	194	35160	837.43	170357	26678	1322	641
Sep-98	356	180	37225	832.58	144546	13072	648	314
Oct-98	347	185	31307	828.59	125614	13769	683	331
Nov-98	362	188	27906	827.63	121281	23854	1182	573
Dec-98	376	196	41033	825.64	112782	32132	1593	772
Jan-99	413	223	43313	829.1	127952	56271	2789	1352
Feb-99	387	211	55228	830.23	133115	57836	2867	1390
Mar-99	401	230	26103	834.98	156925	48296	2394	1161

Total Cons.	143476	93.14%
Rem. Cons.	133639	9.31%
CCMWA	6625	4.62%
CTRSVILLE	3212	2.24%

Prepared at the request of counsel in anticipation of litigation.  
 Attorney Work Product. Do not release. Do not forward.  
 Don't transmit electronically--hard copy to OC only. Thank you.

Water Returns

Reservoir Discharge    End of Month Elev    Reservoir Storage

Inflow Distribution

Noonday    Northwest

Monthly Total    Monthly Total    Monthly Total    Month ending    Month ending

Month	DSF	DSF	DSF	FT	DSF	Cons.	CCMWA	Cartersville
Apr-99	362	207	11216	838.45	176176	30582	1516	735
May-99	378	210	18750	841.12	192058	34544	1712	830
Jun-99	366	201	21789	841.14	192182	22758	1128	547
Jul-99	384	207	42099	838.6	177042	27469	1362	660
Aug-99	354	209	28087	834.36	153666	7566	375	182
Sep-99	342	203	16059	831.7	140183	5215	259	125
Oct-99	410	220	20233	832.52	144246	25023	1240	601
Nov-99	393	221	42740	827.73	121718	20954	1039	504
Dec-99	409	222	40309	823	102239	21585	1070	519
Jan-00	433	237	20761	830.08	132403	49386	2448	1187
Feb-00	389	222	18300	833.3	148184	33395	1655	803
Mar-00	440	245	21385	838.24	174962	46659	2313	1121
Apr-00	425	244	50170	840.66	189259	61908	3069	1488
May-00	400	235	25106	840.22	186598	23640	1172	568
Jun-00	373	210	28472	836.93	167543	11466	568	276
Jul-00	367	209	23001	833.92	151364	9277	460	223
Aug-00	395	222	30402	830.7	135347	16090	798	387
Sep-00	450	249	38798	829.9	131571	34730	1722	835
Oct-00	400	241	27842	825.03	110261	8460	419	203
Nov-00	446	253	31118	826.35	115759	36015	1785	866
Dec-00	434	251	35069	823.36	103638	23214	1151	558
Jan-01	475	278	32470	830.16	132783	59158	2933	1422
Feb-01	422	248	26191	834.32	153456	45209	2241	1087
Mar-01	548	305	49944	841.26	192925	84913	4209	2041
Apr-01	458	265	47396	841.58	194904	47860	2372	1150
May-01	427	259	32552	841.35	193481	31454	1559	756

Total Cons.	143476	93.14%
Rem. Cons.	133639	
CCMWA	6625	4.62%
CTRSVLE	3212	2.24%



Prepared at the request of counsel in anticipation of litigation.  
 Attorney Work Product. Do not release. Do not forward.  
 Don't transmit electronically--hard copy to OC only. Thank you.

Water Returns

Reservoir Discharge

End of Month Elev

Reservoir Storage

Inflow Distribution

Month	Noonday		Northwest		DSF	FT	DSF	Month ending	DSF	Cons.	CCMWA	Cartersville
	Monthly Total	Monthly Total	Monthly Total	Monthly Total								
Jun-01	454	268	53121	842.15	198452	198452	56168	2784	1350			
Jul-01	462	273	54998	840.37	187505	187505	43312	2147	1041			
Aug-01	414	260	39559	836.54	165393	165393	18705	927	450			
Sep-01	396	242	31519	834.03	151932	151932	19066	945	458			
Oct-01	397	257	31565	830.29	133400	133400	14341	711	345			
Nov-01	384	246	29230	826.25	115334	115334	12468	618	300			
Dec-01	412	258	35586	823.1	102628	102628	23131	1147	556			
Jan-02	469	277	35967	829.41	129354	129354	60152	2982	1446			
Feb-02	396	239	26215	830.98	136676	136676	32806	1626	788			
Mar-02	481	286	15674	839.6	182902	182902	59551	2952	1431			
Apr-02	435	269	35444	840.52	188412	188412	40048	1985	963			
May-02	453	281	42260	840.22	186598	186598	39888	1977	959			
Jun-02	391	252	20260	839.23	180714	180714	15889	788	382			
Jul-02	408	255	22472	836.72	166385	166385	10028	497	241			
Aug-02	393	249	22460	832.04	141845	141845	882	44	21			
Sep-02	429	253	20175	831.46	139013	139013	18503	917	445			
Oct-02	470	275	19128	833.63	149877	149877	30043	1489	722			
Nov-02	503	302	86496	827.52	120800	120800	55241	2738	1328			
Dec-02	545	329	94605	830.8	135821	135821	103931	5152	2498			
Jan-03	466	291	75955	824.51	108171	108171	46818	2321	1125			
Feb-03	487	274	46957	831.58	139598	139598	74463	3691	1790			
Mar-03	549	317	85563	836.28	163959	163959	104108	5161	2502			
Apr-03	480	291	33346	841.11	191997	191997	59187	2934	1423			
May-03	604	352	104267	842.82	202693	202693	108791	5393	2615			
Jun-03	526	303	93019	840.78	189985	189985	76881	3811	1848			
Jul-03	526	315	102411	840.09	185811	185811	93617	4641	2250			
										Total Cons.	143476	93.14%
										Rem. Cons.	133639	4.62%
										CCMWA	6625	2.24%
										CTRSVILLE	3212	2.24%



Prepared at the request of counsel in anticipation of litigation.  
 Attorney Work Product. Do not release. Do not forward.  
 Don't transmit electronically--hard copy to OC only. Thank you.

Water Returns

Reservoir Discharge    End of Month Elev    Reservoir Storage

Inflow Distribution

Month	Noonday		Northwest		FT	Month ending	Month ending	Cons.	CCMWA	Cartersville
	DSF	Monthly Total	DSF	Monthly Total						
Aug-03	450	304	50291	839.47	182133	45701	2265	1098		
Sep-03	407	287	35128	838.01	173633	27071	1342	651		
Oct-03	427	299	45715	833.32	148287	20872	1035	502		
Nov-03	470	309	71908	828.35	124510	46507	2305	1118		
Dec-03	476	313	67695	822.6	100725	42301	2097	1017		
Jan-04	494	319	36856	825.82	113526	47480	2354	1141		
Feb-04	493	323	44902	830.92	136391	64290	3187	1545		
Mar-04	471	329	25550	834.34	153561	41261	2045	992		
Apr-04	396	314	22792	839.04	179591	47299	2345	1137		
May-04	409	305	27471	840.3	187082	34564	1713	831		
Jun-04	413	294	34988	840.35	187384	34834	1727	837		
Jul-04	451	312	44916	839.01	179413	36576	1813	879		
Aug-04	529	311	32137	837.2	169058	22582	1119	543		
Sep-04	575	357	65009	843.72	208493	99126	4914	2383		
Oct-04	527	310	76514	834.85	156242	24414	1210	587		
Nov-04	528	322	64569	833.82	150851	56580	2805	1360		
Dec-04	494	362	119435	825.05	110344	75079	3722	1805		
Jan-05	473	341	46677	825.22	111046	45711	2266	1099		
Feb-05	501	323	31924	836.27	163904	80344	3983	1931		
Mar-05	567	363	68471	841.74	195894	95001	4709	2283		
Apr-05	617	349	95607	840.29	187021	82260	4078	1977		
May-05	519	325	46405	839.96	185030	43470	2155	1045		
Jun-05	470	321	60051	839.48	182192	55270	2740	1328		
Jul-05	644	459	113189	841.52	194533	118487	5874	2848		
Aug-05	477	322	54961	839.88	184557	43849	2174	1054		
Sep-05	441	289	35491	836.71	166330	18347	910	441		

Total Cons.	143476	
Rem. Cons.	133639	93.14%
CCMWA	6625	4.62%
CTRSVLE	3212	2.24%

Prepared at the request of counsel in anticipation of litigation.  
 Attorney Work Product. Do not release. Do not forward.  
 Don't transmit electronically—hard copy to OC only. Thank you.

Water Returns

Reservoir Discharge    End of Month Elev    Reservoir Storage

Inflow Distribution

Month	Noonday		Northwest		Monthly Total	Month ending	DSF ending	Cons.	CCMWA		Cartersville												
	DSF	Monthly Total	DSF	Monthly Total																			
Oct-05	402	312	44546	833.19	147620	26200	1299	630															
Nov-05	374	304	51315	826.84	117843	21815	1081	524															
Dec-05	433	331	61732	823.2	103016	45136	2237	1085															
Jan-06	511	352	53655	826.2	115121	62491	3098	1502															
Feb-06	474	332	33711	831.24	137941	53769	2665	1292															
Mar-06	535	363	42656	834.17	152668	54858	2719	1319															
Apr-06	540	330	18497	839.17	180359	44733	2218	1075															
May-06	505	324	24757	839.29	181069	26065	1292	626															
Jun-06	457	273	26238	837.23	169228	16135	800	388															
Jul-06	460	280	26634	833.74	150441	10104	501	243															
Aug-06	437	300	20804	831.72	140280	12525	621	301															
Sep-06	431	307	21567	830.93	136439	18627	923	448															
Oct-06	444	317	27200	830.04	132213	23468	1163	564															
Nov-06	464	321	65364	825.91	113898	45406	2251	1091															
Dec-06	484	318	35152	824.58	108452	29223	1449	702															
Jan-07	515	346	76664	824.15	106726	71358	3537	1715															
Feb-07	427	313	14538	829.28	128766	35584	1764	855															
Mar-07	490	335	18275	834.77	155821	44081	2185	1059															
Apr-07	456	304	12436	837.21	169115	25841	1281	621															
May-07	460	290	13564	837.39	170131	16112	799	387															
Jun-07	432	247	16039	836.21	163573	11289	560	271															
Jul-07	441	260	17679	835.21	158161	13488	669	324															
Aug-07	437	263	22605	831.12	137356	4409	219	106															
Sep-07	420	265	22238	826.14	114866	1989	99	48															
Oct-07	0	0				0	0	0															
Nov-07	0	0				0	0	0															
Dec-07	0	0				0	0	0															
								<table border="1"> <tr> <td>Total Cons.</td> <td>143476</td> <td>93.14%</td> </tr> <tr> <td>Rem. Cons.</td> <td>133639</td> <td></td> </tr> <tr> <td>CCMWA</td> <td>6625</td> <td>4.62%</td> </tr> <tr> <td>CTRSVLE</td> <td>3212</td> <td>2.24%</td> </tr> </table>				Total Cons.	143476	93.14%	Rem. Cons.	133639		CCMWA	6625	4.62%	CTRSVLE	3212	2.24%
Total Cons.	143476	93.14%																					
Rem. Cons.	133639																						
CCMWA	6625	4.62%																					
CTRSVLE	3212	2.24%																					



**ALLATOON**  
**CONVERSIONS**  
 MG TO DSF  
 1.547287558

Prepared at the request of counsel in anticipation of litigation.  
 Attorney Work Product. Do not release. Do not forward.  
 Don't transmit electronically—hard copy to OC only. Thank you.

Change In Storage

Remaining Storage

Month	COE			CCMWA		Cartersville		Flood	
	DSF	DSF	DSF	DSF	%	DSF	%	DSF	DSF
Jan-91	-598	1410	1012	65787	49%	6625	100%	3212	2422
Feb-91	24105	1752	1312	92314	69%	6625	100%	3212	3063
Mar-91	16916	2987	1868	112293	84%	6625	100%	3212	4855
Apr-91	24516	2099	1370	133639	100%	6625	100%	3212	11494
May-91	-12830	3218	1929	132303	99%	6625	100%	3212	5147
Jun-91	5247	653	793	133639	100%	6625	100%	3212	10504
Jul-91	-3277	513	723	133639	100%	6625	100%	3212	8462
Aug-91	-4933	741	811	133639	100%	6625	100%	3212	5081
Sep-91	-17863	299	566	120857	90%	6625	100%	3212	864
Oct-91	-25188	-590	152	96533	72%	6035	91%	3212	152
Nov-91	-24036	508	590	72642	54%	6550	99%	3212	590
Dec-91	-20443	1115	827	52762	39%	6625	100%	3212	1895
Jan-92	1624	1745	1145	56281	42%	6625	100%	3212	2890
Feb-92	35912	2878	1673	95083	71%	6625	100%	3212	4551
Mar-92	11353	2983	1781	110986	83%	6625	100%	3212	4763
Apr-92	15139	1326	1010	130889	98%	6625	100%	3212	2337
May-92	9540	56	456	133639	100%	6625	100%	3212	9637
Jun-92	-3711	209	470	133639	100%	6625	100%	3212	6606
Jul-92	-3354	346	637	133639	100%	6625	100%	3212	4234
Aug-92	1909	135	451	133639	100%	6625	100%	3212	6730
Sep-92	-16112	-112	288	124256	93%	6513	98%	3212	288

PRE-DECISIONAL ADVICE/ATTORNEY WORK-PRODUCT/ATTORNEY-CLIENT PRIVILEGED/DONOT FORWARD, COPY, OR RELEASE UNDER FOIA

Prepared at the request of counsel in anticipation of litigation.  
 Attorney Work Product. Do not release. Do not forward.  
 Don't transmit electronically--hard copy to OC only. Thank you.

**Change In Storage**

**Remaining Storage**

Month	COE			CCMWA		Cartersville		Flood	
	DSF	DSF	DSF	DSF	%	DSF	%	DSF	DSF
Oct-92	-10498	-131	292	114033	85%	6396	97%	3212	292
Nov-92	-26130	3217	1886	88180	66%	6625	100%	3212	4887
Dec-92	-35423	4585	2539	57645	43%	6625	100%	3212	7124
Jan-93	11525	6169	3314	76294	57%	6625	100%	3212	9483
Feb-93	5763	2633	1563	91540	68%	6625	100%	3212	4196
Mar-93	18661	3128	2051	114397	86%	6625	100%	3212	5179
Apr-93	13993	1593	1441	133569	100%	6625	100%	3212	3034
May-93	3184	799	896	133639	100%	6625	100%	3212	7843
Jun-93	-3578	-480	329	133639	100%	6144	93%	3212	4594
Jul-93	-20193	-1668	-141	117559	88%	4956	75%	3071	0
Aug-93	-3987	-1554	-176	113573	85%	3403	51%	2895	0
Sep-93	-15696	-1519	-301	97877	73%	1884	28%	2594	0
Oct-93	-19742	-1011	-216	78135	58%	873	13%	2378	0
Nov-93	-14204	318	205	63930	48%	1191	18%	2583	0
Dec-93	-4711	23	345	59220	44%	1214	18%	2928	0
Jan-94	3698	643	685	62918	47%	1857	28%	3212	400
Feb-94	25381	2029	1132	88681	66%	3904	59%	3212	1132
Mar-94	47350	3696	1983	133639	100%	6625	100%	3212	6482
Apr-94	-4043	2518	1525	133639	100%	6625	100%	3212	6482
May-94	2459	179	455	133639	100%	6625	100%	3212	9576
Jun-94	7689	475	573	133639	100%	6625	100%	3212	18312
Jul-94	-17780	471	510	133639	100%	6625	100%	3212	1512
Aug-94	504	423	464	133639	100%	6625	100%	3212	2904
Sep-94	-30558	-508	33	105985	79%	6117	92%	3212	33
Oct-94	-48044	38	203	57972	43%	6157	93%	3212	203
Nov-94	3792	130	269	61958	46%	6296	95%	3212	269



Prepared at the request of counsel in anticipation of litigation.  
 Attorney Work Product. Do not release. Do not forward.  
 Don't transmit electronically--hard copy to OC only. Thank you.

**Change In Storage**

**Remaining Storage**

Month	COE			CCMWA		Cartersville		Flood	
	DSF	DSF	DSF	DSF	%	DSF	%	DSF	DSF
Dec-94	-12220	344	438	49994	37%	6625	100%	3212	466
Jan-95	21109	1062	768	71568	54%	6625	100%	3212	1820
Feb-95	21753	2954	1642	95141	71%	6625	100%	3212	4595
Mar-95	-311	2736	1559	99425	74%	6625	100%	3212	4296
Apr-95	24829	453	616	128549	96%	6625	100%	3212	1069
May-95	4481	31	355	133639	100%	6625	100%	3212	847
Jun-95	4005	-264	251	133639	100%	6380	96%	3212	5103
Jul-95	-17413	-1781	-273	121065	91%	4844	73%	2939	0
Aug-95	-1424	-996	49	119641	90%	3848	58%	2988	0
Sep-95	-21414	-1372	-136	98227	74%	2476	37%	2853	0
Oct-95	-272	1406	1141	97955	73%	3881	59%	3212	781
Nov-95	-35525	2294	1497	63174	47%	6213	94%	3212	1497
Dec-95	-13250	390	611	51350	38%	6625	100%	3212	660
Jan-96	67329	5378	2547	119339	89%	6625	100%	3212	7925
Feb-96	-41772	4194	1982	85492	64%	6625	100%	3212	6176
Mar-96	7892	7078	3235	99559	74%	6625	100%	3212	10313
Apr-96	25946	3108	1381	133639	100%	6625	100%	3212	6668
May-96	-1774	859	606	133639	100%	6625	100%	3212	6358
Jun-96	-5343	-84	279	133639	100%	6541	99%	3212	1294
Jul-96	-397	-1038	-130	133639	100%	5587	84%	3082	813
Aug-96	-4733	-727	20	129042	97%	5408	82%	3212	20
Sep-96	-13276	-402	-15	115785	87%	5006	76%	3197	0
Oct-96	-14392	-707	-188	101393	76%	4299	65%	3009	0
Nov-96	-27756	20	144	73637	55%	4320	65%	3153	0
Dec-96	-20813	1258	720	52824	40%	5577	84%	3212	660
Jan-97	15142	2464	1229	68595	51%	6625	100%	3212	2677

Prepared at the request of counsel in anticipation of litigation.  
 Attorney Work Product. Do not release. Do not forward.  
 Don't transmit electronically--hard copy to OC only. Thank you.

**Change In Storage**

**Remaining Storage**

Month	COE			CCMWA		Cartersville		Flood		
	DSF	DSF	DSF	DSF	%	DSF	%	DSF	%	
Feb-97	32405	2731	1418	103677	78%	6625	100%	3212	100%	4149
Mar-97	1779	3316	1782	109604	82%	6625	100%	3212	100%	5098
Apr-97	30703	1783	903	133639	100%	6625	100%	3212	100%	14451
May-97	-4370	1591	880	133639	100%	6625	100%	3212	100%	12552
Jun-97	-6678	1428	726	133639	100%	6625	100%	3212	100%	8029
Jul-97	-5754	372	438	133639	100%	6625	100%	3212	100%	3085
Aug-97	-10359	-511	-35	126365	95%	6114	92%	3177	99%	0
Sep-97	5294	-286	210	131659	99%	5828	88%	3212	100%	175
Oct-97	7604	1530	878	133639	100%	6625	100%	3212	100%	7410
Nov-97	-73473	1030	522	67576	51%	6625	100%	3212	100%	1552
Dec-97	-11369	1552	768	57759	43%	6625	100%	3212	100%	2321
Jan-98	1974	3885	1745	62054	46%	6625	100%	3212	100%	5630
Feb-98	21064	5498	2618	88748	66%	6625	100%	3212	100%	8116
Mar-98	19927	4670	2393	116791	87%	6625	100%	3212	100%	7063
Apr-98	12253	5458	2640	133639	100%	6625	100%	3212	100%	10566
May-98	-3471	2627	1524	133639	100%	6625	100%	3212	100%	11246
Jun-98	-7952	257	442	133639	100%	6625	100%	3212	100%	3992
Jul-98	-8795	-822	-111	128837	96%	5803	88%	3101	97%	0
Aug-98	-8482	-644	-48	120355	90%	5159	78%	3052	95%	0
Sep-98	-24153	-1319	-339	96202	72%	3840	58%	2713	84%	0
Oct-98	-17538	-1094	-299	78664	59%	2746	41%	2414	75%	0
Nov-98	-4052	-306	25	74611	56%	2440	37%	2438	76%	0
Dec-98	-8901	171	231	65710	49%	2611	39%	2670	83%	0
Jan-99	12958	1436	776	78668	59%	4047	61%	3212	100%	234
Feb-99	2608	1690	865	81499	61%	5749	87%	3212	100%	865
Mar-99	22193	1054	563	104516	78%	6625	100%	3212	100%	781



Prepared at the request of counsel in anticipation of litigation.  
 Attorney Work Product. Do not release. Do not forward.  
 Don't transmit electronically--hard copy to OC only. Thank you.

**Change In Storage**

**Remaining Storage**

Month	COE			CCMWA		Cartersville		Flood
	DSF	DSF	DSF	DSF	%	DSF	%	
Apr-99	19366	-232	116	124663	93%	6393	97%	116
May-99	15794	-134	223	133639	100%	6264	95%	7152
Jun-99	969	-729	-116	133639	100%	5895	89%	7760
Jul-99	-14630	-496	-14	125925	94%	6129	93%	0
Aug-99	-20521	-2245	-610	105403	79%	3885	59%	0
Sep-99	-10844	-2012	-627	94559	71%	1872	28%	0
Oct-99	4790	-615	-112	99349	74%	1257	19%	0
Nov-99	-21786	-584	-157	77564	58%	673	10%	0
Dec-99	-18724	-619	-136	56839	44%	54	1%	0
Jan-00	28625	1039	499	87464	65%	1093	16%	0
Feb-00	15095	522	165	102560	77%	1615	24%	0
Mar-00	25274	1065	439	127833	96%	2679	40%	0
Apr-00	11738	1692	867	133639	100%	4372	66%	6245
May-00	-1466	-1035	-161	133639	100%	5590	84%	2526
Jun-00	-17006	-1637	-412	117964	88%	4988	75%	0
Jul-00	-13724	-1964	-491	104240	78%	3025	46%	0
Aug-00	-14312	-1359	-346	89927	67%	1666	25%	0
Sep-00	-4068	100	192	85859	64%	1766	27%	0
Oct-00	-19382	-1483	-444	66477	50%	282	4%	0
Nov-00	4897	325	276	71374	53%	608	9%	0
Dec-00	-11855	-245	-21	59519	45%	363	5%	0
Jan-01	26688	1644	813	86207	65%	2007	30%	0
Feb-01	19018	1100	556	105224	79%	3107	47%	122
Mar-01	34969	3018	1481	133639	100%	6131	93%	8152
Apr-01	464	941	575	133639	100%	6625	100%	9637
May-01	-1098	-434	110	133639	100%	6190	93%	8649

Prepared at the request of counsel in anticipation of litigation.  
 Attorney Work Product. Do not release. Do not forward.  
 Don't transmit electronically—hard copy to OC only. Thank you.

**Change In Storage**

**Remaining Storage**

Month	COE			CCMWA		Cartersville		Flood		
	DSF	DSF	DSF	DSF	%	DSF	%	DSF	DSF	
Jun-01	3047	1185	739	133639	100%	6625	100%	3212	100%	13185
Jul-01	-11686	308	431	133639	100%	6625	100%	3212	100%	2238
Aug-01	-20854	-1067	-191	115023	86%	5557	84%	3021	94%	0
Sep-01	-12453	-857	-150	102570	77%	4700	71%	2871	89%	0
Oct-01	-17224	-1052	-256	85345	64%	3648	55%	2615	81%	0
Nov-01	-16762	-1026	-279	68584	51%	2622	40%	2336	73%	0
Dec-01	-12455	-257	6	56129	42%	2366	36%	2342	73%	0
Jan-02	24185	1673	869	80314	60%	4038	61%	3211	100%	0
Feb-02	6591	446	285	86904	65%	4485	68%	3212	100%	284
Mar-02	43877	1490	858	131052	98%	5989	90%	3212	100%	858
Apr-02	4604	527	379	133639	100%	6556	99%	3212	100%	3214
May-02	-2372	253	305	133639	100%	6625	100%	3212	100%	1331
Jun-02	-4371	-1229	-284	130599	98%	5395	81%	2928	91%	0
Jul-02	-12444	-1445	-440	118155	88%	3951	60%	2488	77%	0
Aug-02	-21578	-2299	-664	96577	72%	1652	25%	1824	57%	0
Sep-02	-1672	-963	-197	94905	71%	689	10%	1628	51%	0
Oct-02	10915	-137	85	105820	79%	552	8%	1713	53%	0
Nov-02	-31255	1442	736	74566	56%	1994	30%	2449	76%	0
Dec-02	9326	3816	1880	83891	63%	5810	88%	3212	100%	1117
Jan-03	-29137	981	505	55819	42%	6625	100%	3212	100%	724
Feb-03	27506	2661	1260	84049	63%	6625	100%	3212	100%	3922
Mar-03	18545	3897	1919	106515	80%	6625	100%	3212	100%	5816
Apr-03	25841	1337	860	133639	100%	6625	100%	3212	100%	6730
May-03	4524	4140	2032	133639	100%	6625	100%	3212	100%	17426
Jun-03	-16138	2165	1266	133639	100%	6625	100%	3212	100%	4718
Jul-03	-8794	2988	1632	129564	97%	6625	100%	3212	100%	4620



Prepared at the request of counsel in anticipation of litigation.  
 Attorney Work Product. Do not release. Do not forward.  
 Don't transmit electronically--hard copy to OC only. Thank you.

**Change In Storage**

**Remaining Storage**

Month	COE			CCMWA			Cartersville			Flood		
	DSF	%	CCMWA	DSF	%	CCMWA	DSF	%	CCMWA	DSF	%	CCMWA
Aug-03	-4590	97%	461	6625	100%	3212	100%	912	6625	100%	3212	100%
Sep-03	-8057	92%	-440	6185	93%	3208	100%	0	6185	93%	3208	100%
Oct-03	-24843	73%	-387	5798	88%	3093	96%	0	5798	88%	3093	96%
Nov-03	-25401	54%	1095	6625	100%	3212	100%	678	6625	100%	3212	100%
Dec-03	-25394	36%	1148	6625	100%	3212	100%	1609	6625	100%	3212	100%
Jan-04	10624	45%	1583	6625	100%	3212	100%	2178	6625	100%	3212	100%
Feb-04	19388	61%	2445	6625	100%	3212	100%	3477	6625	100%	3212	100%
Mar-04	15711	75%	1047	6625	100%	3212	100%	1459	6625	100%	3212	100%
Apr-04	24507	95%	956	6625	100%	3212	100%	1523	6625	100%	3212	100%
May-04	7093	100%	168	6625	100%	3212	100%	1815	6625	100%	3212	100%
Jun-04	-154	100%	209	6625	100%	3212	100%	2117	6625	100%	3212	100%
Jul-04	-8340	95%	126	6625	100%	3212	100%	369	6625	100%	3212	100%
Aug-04	-9555	88%	-682	5943	90%	3093	96%	0	5943	90%	3093	96%
Sep-04	34117	100%	3548	6625	100%	3212	100%	23226	6625	100%	3212	100%
Oct-04	-52100	78%	-139	6485	98%	3199	100%	0	6485	98%	3199	100%
Nov-04	-7989	72%	1767	6625	100%	3212	100%	2446	6625	100%	3212	100%
Dec-04	-44356	41%	2594	6625	100%	3212	100%	3849	6625	100%	3212	100%
Jan-05	-966	43%	1149	6625	100%	3212	100%	1669	6625	100%	3212	100%
Feb-05	48420	81%	3039	6625	100%	3212	100%	4438	6625	100%	3212	100%
Mar-05	26530	100%	3751	6625	100%	3212	100%	10627	6625	100%	3212	100%
Apr-05	-13347	98%	3075	6625	100%	3212	100%	4474	6625	100%	3212	100%
May-05	-2935	99%	533	6625	100%	3212	100%	944	6625	100%	3212	100%
Jun-05	-4781	96%	1261	6625	100%	3212	100%	1943	6625	100%	3212	100%
Jul-05	5298	100%	4855	6625	100%	3212	100%	9266	6625	100%	3212	100%
Aug-05	-11112	99%	762	6625	100%	3212	100%	1136	6625	100%	3212	100%
Sep-05	-17144	87%	-808	5817	88%	2936	91%	0	5817	88%	2936	91%

Prepared at the request of counsel in anticipation of litigation.  
 Attorney Work Product. Do not release. Do not forward.  
 Don't transmit electronically--hard copy to OC only. Thank you.

**Change In Storage**

**Remaining Storage**

Month	COE			CCMWA		Cartersville		Flood		
	DSF	DSF	DSF	DSF	%	DSF	%			
Oct-05	-18346	-309	-54	97440	73%	5508	83%	2882	90%	0
Nov-05	-29500	-186	-91	67940	51%	5322	80%	2791	87%	0
Dec-05	-16596	1275	494	51343	38%	6596	100%	3212	100%	73
Jan-06	8836	2355	914	60250	45%	6625	100%	3212	100%	3243
Feb-06	20058	1996	766	83551	63%	6625	100%	3212	100%	2762
Mar-06	12202	1804	721	98515	74%	6625	100%	3212	100%	2525
Apr-06	26236	994	461	127276	95%	6625	100%	3212	100%	1455
May-06	1308	-529	-70	130040	97%	6096	92%	3142	98%	0
Jun-06	-10103	-1393	-346	119936	90%	4703	71%	2797	87%	0
Jul-06	-16530	-1751	-506	103406	77%	2953	45%	2290	71%	0
Aug-06	-8279	-1406	-475	96128	71%	1547	23%	1815	57%	0
Sep-06	-2940	-660	-242	92187	69%	887	13%	1573	49%	0
Oct-06	-3732	-392	-101	88455	66%	495	7%	1472	46%	0
Nov-06	-19958	1163	481	68497	51%	1658	25%	1952	61%	0
Dec-06	-5929	387	96	62567	47%	2045	31%	2049	64%	0
Jan-07	-5306	2458	1123	57261	43%	4503	68%	3171	99%	0
Feb-07	21046	697	297	78307	59%	5200	78%	3212	100%	256
Mar-07	25806	823	426	104357	78%	6035	91%	3212	100%	426
Apr-07	13405	-110	-1	118168	88%	5945	90%	3211	100%	0
May-07	2548	-1144	-388	120716	90%	4801	72%	2823	88%	0
Jun-07	-4750	-1313	-495	115966	87%	3488	53%	2328	72%	0
Jul-07	-4191	-821	-400	111775	84%	2666	40%	1928	60%	0
Aug-07	-18196	-1919	-690	93580	70%	747	11%	1238	39%	0
Sep-07	-20249	-1571	-670	73331	55%	-824	-12%	568	18%	0
Oct-07	0	0	0	73331	55%	-824	-12%	568	18%	0
Nov-07	0	0	0	73331	55%	-824	-12%	568	18%	0
Dec-07	0	0	0	73331	55%	-824	-12%	568	18%	0

Prepared at the request of counsel in anticipation of litigation.  
 Attorney Work Product. Do not release. Do not forward.  
 Don't transmit electronically--hard copy to OC only. Thank you.

Surplus Storage

Available Storage

Surplus Trigger

Month	COE			CCMWA			Cartersville			Total	COE			CCMWA			Cartersville			Total	COE			CCMWA			Cartersville			SUM
	DSF	DSF	DSF	DSF	DSF	DSF	DSF	DSF	DSF		DSF	DSF	DSF	DSF	DSF	DSF	DSF	DSF	DSF		DSF	DSF	DSF	DSF	DSF	DSF	DSF	DSF	DSF	
Jan-91	0	1410	1012	2422	67852	0	0	0	67852	0	0	0	0	3	5	8														
Feb-91	0	1752	1312	3063	41325	0	0	0	41325	0	0	0	0	3	5	8														
Mar-91	0	2987	1868	4855	21346	0	0	0	21346	0	0	0	0	3	5	8														
Apr-91	8025	2099	1370	11494	0	0	0	0	0	1	3	5	9																	
May-91	0	3218	1929	5147	1336	0	0	0	1336	0	3	5	8																	
Jun-91	9058	653	793	10504	0	0	0	0	0	1	3	5	9																	
Jul-91	7226	513	723	8462	0	0	0	0	0	1	3	5	9																	
Aug-91	3529	741	811	5081	0	0	0	0	0	1	3	5	9																	
Sep-91	0	299	566	864	12782	0	0	0	12782	0	0	3	5	8																
Oct-91	0	0	152	152	37106	590	0	0	37696	0	0	5	5																	
Nov-91	0	0	590	590	60997	74	0	0	61071	0	0	5	5																	
Dec-91	0	1068	827	1895	80878	0	0	0	80878	0	3	5	8																	
Jan-92	0	1745	1145	2890	77358	0	0	0	77358	0	3	5	8																	
Feb-92	0	2878	1673	4551	38557	0	0	0	38557	0	3	5	8																	
Mar-92	0	2983	1781	4763	22653	0	0	0	22653	0	3	5	8																	
Apr-92	0	1326	1010	2337	2751	0	0	0	2751	0	3	5	8																	
May-92	9126	56	456	9637	0	0	0	0	0	1	3	5	9																	
Jun-92	5927	209	470	6606	0	0	0	0	0	1	3	5	9																	
Jul-92	3252	346	637	4234	0	0	0	0	0	1	3	5	9																	
Aug-92	6144	135	451	6730	0	0	0	0	0	1	3	5	9																	
Sep-92	0	0	288	288	9383	112	0	0	9495	0	0	5	5																	

Prepared at the request of counsel in anticipation of litigation.  
 Attorney Work Product. Do not release. Do not forward.  
 Don't transmit electronically--hard copy to OC only. Thank you.

**Surplus Storage**

**Available Storage**

**Surplus Trigger**

Month	COE			CCMWA			Cartersville			Total			COE			CCMWA			Cartersville			Total			COE	CCMWA	Cartersville	SUM	
	DSF	DSF	DSF	DSF	DSF	DSF	DSF	DSF	DSF	DSF	DSF	DSF	DSF	DSF	DSF	DSF	DSF	DSF	DSF	DSF	DSF	DSF	DSF	DSF					DSF
Oct-92	0	0	292	19607	229	0	19836	0	0	0	0	0	0	0	0	0	0	0	0	0	0	0	0	0	0	0	0	5	
Nov-92	0	3001	1886	45459	0	0	45459	0	0	0	0	45459	0	0	0	0	0	0	0	0	0	0	0	0	0	0	0	0	8
Dec-92	0	4585	2539	75994	0	0	75994	0	0	0	0	75994	0	0	0	0	0	0	0	0	0	0	0	0	0	0	0	0	8
Jan-93	0	6169	3314	57345	0	0	57345	0	0	0	0	57345	0	0	0	0	0	0	0	0	0	0	0	0	0	0	0	0	8
Feb-93	0	2633	1563	42099	0	0	42099	0	0	0	0	42099	0	0	0	0	0	0	0	0	0	0	0	0	0	0	0	0	8
Mar-93	0	3128	2051	19242	0	0	19242	0	0	0	0	19242	0	0	0	0	0	0	0	0	0	0	0	0	0	0	0	0	8
Apr-93	0	1593	1441	70	0	0	70	0	0	0	0	70	0	0	0	0	0	0	0	0	0	0	0	0	0	0	0	0	8
May-93	6148	799	896	0	0	0	0	480	0	0	0	480	0	0	0	0	0	0	0	0	0	0	0	0	0	0	0	0	9
Jun-93	4265	0	329	0	0	0	0	16080	1688	0	0	17889	0	0	0	0	0	0	0	0	0	0	0	0	0	0	0	0	6
Jul-93	0	0	0	20066	3222	317	23606	0	0	0	0	0	0	0	0	0	0	0	0	0	0	0	0	0	0	0	0	0	0
Aug-93	0	0	0	35762	4741	618	41122	0	0	0	0	0	0	0	0	0	0	0	0	0	0	0	0	0	0	0	0	0	0
Sep-93	0	0	0	55505	5752	834	62091	0	0	0	0	0	0	0	0	0	0	0	0	0	0	0	0	0	0	0	0	0	0
Oct-93	0	0	0	69709	5434	630	75772	0	0	0	0	0	0	0	0	0	0	0	0	0	0	0	0	0	0	0	0	0	0
Nov-93	0	0	0	74419	5411	284	80114	0	0	0	0	0	0	0	0	0	0	0	0	0	0	0	0	0	0	0	0	0	0
Dec-93	0	0	0	70721	4768	0	75489	0	0	0	0	0	0	0	0	0	0	0	0	0	0	0	0	0	0	0	0	0	0
Jan-94	0	0	400	44958	2720	0	47679	0	0	0	0	0	0	0	0	0	0	0	0	0	0	0	0	0	0	0	0	0	5
Feb-94	0	0	1132	0	0	0	0	0	0	0	0	0	0	0	0	0	0	0	0	0	0	0	0	0	0	0	0	0	5
Mar-94	3471	1029	1983	0	0	0	0	0	0	0	0	0	0	0	0	0	0	0	0	0	0	0	0	0	0	0	0	0	9
Apr-94	2439	2518	1525	0	0	0	0	0	0	0	0	0	0	0	0	0	0	0	0	0	0	0	0	0	0	0	0	0	9
May-94	8941	179	455	0	0	0	0	0	0	0	0	0	0	0	0	0	0	0	0	0	0	0	0	0	0	0	0	0	9
Jun-94	17264	475	573	0	0	0	0	0	0	0	0	0	0	0	0	0	0	0	0	0	0	0	0	0	0	0	0	0	9
Jul-94	532	471	510	0	0	0	0	0	0	0	0	0	0	0	0	0	0	0	0	0	0	0	0	0	0	0	0	0	9
Aug-94	2016	423	464	0	0	0	0	0	0	0	0	0	0	0	0	0	0	0	0	0	0	0	0	0	0	0	0	0	9
Sep-94	0	0	33	27655	508	0	28162	0	0	0	0	0	0	0	0	0	0	0	0	0	0	0	0	0	0	0	0	0	5
Oct-94	0	0	203	75668	468	0	76136	0	0	0	0	0	0	0	0	0	0	0	0	0	0	0	0	0	0	0	0	0	5
Nov-94	0	0	269	71682	329	0	72010	0	0	0	0	0	0	0	0	0	0	0	0	0	0	0	0	0	0	0	0	0	5



Prepared at the request of counsel in anticipation of litigation.  
 Attorney Work Product. Do not release. Do not forward.  
 Don't transmit electronically--hard copy to OC only. Thank you.

**Surplus Storage**

**Available Storage**

**Surplus Trigger**

Month	COE			CCMWA			Cartersville			Total			COE			CCMWA			Cartersville			SUM
	DSF	DSF	DSF	DSF	DSF	DSF	DSF	DSF	DSF	DSF	DSF	DSF	DSF	DSF	DSF	DSF	DSF	DSF	DSF	DSF		
Dec-94	0	28	438	466	83645	0	0	0	83645	0	0	0	0	3	3	5	5	8	8	8		
Jan-95	0	1052	768	1820	62071	0	0	0	62071	0	0	0	0	3	3	5	5	8	8	8		
Feb-95	0	2954	1642	4595	38498	0	0	0	38498	0	0	0	0	3	3	5	5	8	8	8		
Mar-95	0	2736	1559	4296	34215	0	0	0	34215	0	0	0	0	3	3	5	5	8	8	8		
Apr-95	0	453	616	1069	5090	0	0	0	5090	0	0	0	0	3	3	5	5	8	8	8		
May-95	461	31	355	847	0	0	0	0	0	0	0	0	0	3	3	5	5	9	9	9		
Jun-95	4852	0	251	5103	0	264	0	264	0	1	0	0	0	3	3	5	5	6	6	6		
Jul-95	0	0	0	0	12574	1781	273	14628	0	0	0	0	0	0	0	0	0	0	0	0		
Aug-95	0	0	0	0	13998	2777	224	16999	0	0	0	0	0	0	0	0	0	0	0	0		
Sep-95	0	0	0	0	35412	4149	360	39921	0	0	0	0	0	0	0	0	0	0	0	0		
Oct-95	0	0	781	781	35685	2743	0	38428	0	0	0	0	0	0	0	0	0	0	0	0		
Nov-95	0	0	1497	1497	70465	412	0	70877	0	0	0	0	0	0	0	0	0	0	0	0		
Dec-95	0	48	611	660	82289	0	0	82289	0	0	0	0	0	3	3	5	5	8	8	8		
Jan-96	0	5378	2547	7925	14300	0	0	14300	0	0	0	0	0	3	3	5	5	8	8	8		
Feb-96	0	4194	1982	6176	48147	0	0	48147	0	0	0	0	0	3	3	5	5	8	8	8		
Mar-96	0	7078	3235	10313	34080	0	0	34080	0	0	0	0	0	3	3	5	5	8	8	8		
Apr-96	2179	3108	1381	6668	0	0	0	0	0	1	0	0	0	3	3	5	5	9	9	9		
May-96	4894	859	606	6358	0	0	0	0	0	1	0	0	0	3	3	5	5	9	9	9		
Jun-96	1015	0	279	1294	0	84	0	84	0	1	0	0	0	0	0	0	0	6	6	6		
Jul-96	813	0	0	813	0	1038	0	1168	0	1	0	0	0	0	0	0	0	1	1	1		
Aug-96	0	0	20	20	4597	1217	130	5814	0	1	0	0	0	0	0	0	0	5	5	5		
Sep-96	0	0	0	0	17855	1619	15	19488	0	0	0	0	0	0	0	0	0	0	0	0		
Oct-96	0	0	0	0	32246	2325	203	34775	0	0	0	0	0	0	0	0	0	0	0	0		
Nov-96	0	0	0	0	60002	2305	59	62367	0	0	0	0	0	0	0	0	0	0	0	0		
Dec-96	0	0	660	660	80815	1048	0	81862	0	0	0	0	0	0	0	0	0	5	5	5		
Jan-97	0	1448	1229	2677	65044	0	0	65044	0	0	0	0	0	3	3	5	5	8	8	8		

Prepared at the request of counsel in anticipation of litigation.  
 Attorney Work Product. Do not release. Do not forward.  
 Don't transmit electronically--hard copy to OC only. Thank you.

**Surplus Storage**

**Available Storage**

**Surplus Trigger**

Month	COE			CCMWA			Cartersville			Total	COE			CCMWA			Cartersville			SUM
	DSF	DSF	DSF	DSF	DSF	DSF	DSF	DSF	DSF		DSF	DSF	DSF	DSF	DSF	DSF	DSF	DSF	DSF	
Feb-97	0	2731	1418	4149	29962	0	0	0	29962	0	0	0	0	0	0	0	0	0	0	8
Mar-97	0	3316	1782	5098	24035	0	0	0	24035	0	0	0	0	0	0	0	0	0	0	8
Apr-97	11766	1783	903	14451	0	0	0	0	0	1	1	1	1	1	1	1	1	1	1	9
May-97	10082	1591	880	12552	0	0	0	0	0	1	1	1	1	1	1	1	1	1	1	9
Jun-97	5875	1428	726	8029	0	0	0	0	0	1	1	1	1	1	1	1	1	1	1	9
Jul-97	2275	372	438	3085	0	0	0	0	0	1	1	1	1	1	1	1	1	1	1	9
Aug-97	0	0	0	0	7274	511	35	7820	0	0	0	0	0	0	0	0	0	0	0	0
Sep-97	0	0	175	175	1980	797	0	2777	0	0	0	0	0	0	0	0	0	0	0	5
Oct-97	5790	742	878	7410	0	0	0	0	0	1	1	1	1	1	1	1	1	1	1	9
Nov-97	0	1030	522	1552	66063	0	0	66063	0	0	0	0	0	0	0	0	0	0	0	8
Dec-97	0	1552	768	2321	75880	0	0	75880	0	0	0	0	0	0	0	0	0	0	0	8
Jan-98	0	3885	1745	5630	71585	0	0	71585	0	0	0	0	0	0	0	0	0	0	0	8
Feb-98	0	5498	2618	8116	44891	0	0	44891	0	0	0	0	0	0	0	0	0	0	0	8
Mar-98	0	4670	2393	7063	16848	0	0	16848	0	0	0	0	0	0	0	0	0	0	0	8
Apr-98	2468	5458	2640	10566	0	0	0	0	0	1	1	1	1	1	1	1	1	1	1	9
May-98	7095	2627	1524	11246	0	0	0	0	0	1	1	1	1	1	1	1	1	1	1	9
Jun-98	3294	257	442	3992	0	0	0	0	0	1	1	1	1	1	1	1	1	1	1	9
Jul-98	0	0	0	0	4802	822	111	5736	0	0	0	0	0	0	0	0	0	0	0	0
Aug-98	0	0	0	0	13285	1466	160	14910	0	0	0	0	0	0	0	0	0	0	0	0
Sep-98	0	0	0	0	37437	2785	499	40721	0	0	0	0	0	0	0	0	0	0	0	0
Oct-98	0	0	0	0	54976	3879	798	59653	0	0	0	0	0	0	0	0	0	0	0	0
Nov-98	0	0	0	0	59028	4184	774	63986	0	0	0	0	0	0	0	0	0	0	0	0
Dec-98	0	0	0	0	67929	4014	542	72485	0	0	0	0	0	0	0	0	0	0	0	0
Jan-99	0	0	234	234	54971	2577	0	57548	0	0	0	0	0	0	0	0	0	0	0	5
Feb-99	0	0	865	865	52140	876	0	53017	0	0	0	0	0	0	0	0	0	0	0	5
Mar-99	0	218	563	781	29123	0	0	29123	0	0	0	0	0	0	0	0	0	0	0	8

Prepared at the request of counsel in anticipation of litigation.  
 Attorney Work Product. Do not release. Do not forward.  
 Don't transmit electronically--hard copy to OC only. Thank you.

**Surplus Storage**

**Available Storage**

**Surplus Trigger**

Month	COE				CCMWA				Cartersville				SUM
	DSF	DSF	DSF	DSF	DSF	DSF	DSF	DSF	DSF	DSF	DSF	DSF	
Apr-99	0	0	116	116	8976	232	0	0	9208	0	0	0	5
May-99	6929	0	223	7152	0	360	0	360	0	1	0	5	6
Jun-99	7760	0	0	7760	0	729	116	845	0	1	0	0	1
Jul-99	0	0	0	0	7715	496	14	8225	0	0	0	0	0
Aug-99	0	0	0	0	28236	2740	625	31601	0	0	0	0	0
Sep-99	0	0	0	0	39080	4752	1252	45084	0	0	0	0	0
Oct-99	0	0	0	0	34290	5368	1364	41021	0	0	0	0	0
Nov-99	0	0	0	0	56076	5952	1521	63549	0	0	0	0	0
Dec-99	0	0	0	0	74800	6571	1657	83028	0	0	0	0	0
Jan-00	0	0	0	0	46175	5532	1158	52864	0	0	0	0	0
Feb-00	0	0	0	0	31080	5010	993	37083	0	0	0	0	0
Mar-00	0	0	0	0	5806	3945	554	10305	0	0	0	0	0
Apr-00	5932	0	313	6245	0	2253	0	2253	1	1	0	5	6
May-00	2526	0	0	2526	0	1035	161	1196	1	1	0	0	1
Jun-00	0	0	0	0	15675	1637	412	17724	0	0	0	0	0
Jul-00	0	0	0	0	29400	3600	903	33903	0	0	0	0	0
Aug-00	0	0	0	0	43712	4959	1249	49920	0	0	0	0	0
Sep-00	0	0	0	0	47780	4859	1057	53696	0	0	0	0	0
Oct-00	0	0	0	0	67162	6342	1501	75006	0	0	0	0	0
Nov-00	0	0	0	0	62265	6017	1226	69508	0	0	0	0	0
Dec-00	0	0	0	0	74120	6262	1247	81629	0	0	0	0	0
Jan-01	0	0	0	0	47432	4618	434	52484	0	0	0	0	0
Feb-01	0	0	122	122	28415	3518	0	31933	0	0	0	5	5
Mar-01	6670	0	1481	8152	0	494	0	494	1	1	0	5	6
Apr-01	8121	941	575	9637	0	0	0	0	1	1	3	5	9
May-01	8539	0	110	8649	0	434	0	434	1	1	0	5	6

Prepared at the request of counsel in anticipation of litigation.  
 Attorney Work Product. Do not release. Do not forward.  
 Don't transmit electronically--hard copy to OC only. Thank you.

**Surplus Storage**

**Available Storage**

**Surplus Trigger**

Month	COE				CCMWA				Cartersville				SUM				
	DSF	DSF	DSF	DSF	DSF	DSF	DSF	DSF	DSF	DSF	DSF	DSF	DSF	DSF	DSF	DSF	
Jun-01	11261	1185	739	13185	0	0	0	0	0	0	0	0	0	1	3	5	9
Jul-01	1499	308	431	2238	0	0	0	0	0	0	0	0	0	1	3	5	9
Aug-01	0	0	0	0	18616	1067	191	19874	0	0	0	0	0	0	0	0	0
Sep-01	0	0	0	0	31069	1925	341	33335	0	0	0	0	0	0	0	0	0
Oct-01	0	0	0	0	48294	2976	597	51867	0	0	0	0	0	0	0	0	0
Nov-01	0	0	0	0	65056	4002	876	69934	0	0	0	0	0	0	0	0	0
Dec-01	0	0	0	0	77511	4259	870	82640	0	0	0	0	0	0	0	0	0
Jan-02	0	0	0	0	53326	2586	1	55913	0	0	0	0	0	0	0	0	0
Feb-02	0	0	284	284	46735	2140	0	48875	0	0	0	0	0	0	0	5	5
Mar-02	0	0	858	858	2587	636	0	3224	0	0	0	0	0	0	0	5	5
Apr-02	2835	0	379	3214	0	68	0	68	1	1	0	0	0	1	0	5	6
May-02	773	253	305	1331	0	0	0	0	0	0	0	0	0	1	3	5	9
Jun-02	0	0	0	0	3040	1229	284	4553	0	0	0	0	0	0	0	0	0
Jul-02	0	0	0	0	15484	2674	724	18882	0	0	0	0	0	0	0	0	0
Aug-02	0	0	0	0	37062	4973	1388	43422	0	0	0	0	0	0	0	0	0
Sep-02	0	0	0	0	38734	5935	1584	46254	0	0	0	0	0	0	0	0	0
Oct-02	0	0	0	0	27819	6072	1499	35390	0	0	0	0	0	0	0	0	0
Nov-02	0	0	0	0	59074	4631	763	64467	0	0	0	0	0	0	0	0	0
Dec-02	0	0	1117	1117	49748	815	0	50563	0	0	0	0	0	0	0	5	5
Jan-03	0	218	505	724	77820	0	0	77820	0	0	0	0	0	0	3	5	8
Feb-03	0	2661	1260	3922	49591	0	0	49591	0	0	0	0	0	0	3	5	8
Mar-03	0	3897	1919	5816	27124	0	0	27124	0	0	0	0	0	0	3	5	8
Apr-03	4533	1337	860	6730	0	0	0	0	1	1	0	0	0	0	3	5	9
May-03	11253	4140	2032	17426	0	0	0	0	1	1	0	0	0	0	3	5	9
Jun-03	1287	2165	1266	4718	0	0	0	0	1	1	0	0	0	0	3	5	9
Jul-03	0	2988	1632	4620	4076	0	0	4076	0	0	0	0	0	0	3	5	8



Prepared at the request of counsel in anticipation of litigation.  
 Attorney Work Product. Do not release. Do not forward.  
 Don't transmit electronically--hard copy to OC only. Thank you.

Surplus Storage

Available Storage

Surplus Trigger

Month	COE				CCMWA				Cartersville				Total					
	DSF	DSF	DSF	DSF	DSF	DSF	DSF	DSF	DSF	DSF	DSF	DSF	DSF	DSF	DSF	DSF	DSF	
Aug-03	0	461	451	912	4046	0	0	0	4046	0	0	0	0	0	0	0	0	0
Sep-03	0	0	0	0	11191	440	4	11634	0	0	0	0	0	0	0	0	0	0
Oct-03	0	0	0	0	36034	827	119	36980	0	0	0	0	0	0	0	0	0	0
Nov-03	0	269	409	678	61435	0	0	61435	0	0	0	0	0	0	0	0	0	0
Dec-03	0	1148	461	1609	86151	0	0	86151	0	0	0	0	0	0	0	0	0	0
Jan-04	0	1583	595	2178	73919	0	0	73919	0	0	0	0	0	0	0	0	0	0
Feb-04	0	2445	1032	3477	52353	0	0	52353	0	0	0	0	0	0	0	0	0	0
Mar-04	0	1047	412	1459	33165	0	0	33165	0	0	0	0	0	0	0	0	0	0
Apr-04	0	956	567	1523	7199	0	0	7199	0	0	0	0	0	0	0	0	0	0
May-04	1417	168	230	1815	0	0	0	0	0	0	0	0	0	0	0	0	0	0
Jun-04	1661	209	247	2117	0	0	0	0	0	0	0	0	0	0	0	0	0	0
Jul-04	0	126	243	369	6223	0	0	6223	0	0	0	0	0	0	0	0	0	0
Aug-04	0	0	0	0	15409	682	119	16209	0	0	0	0	0	0	0	0	0	0
Sep-04	18708	2866	1652	23226	0	0	0	0	0	0	0	0	0	0	0	0	0	0
Oct-04	0	0	0	0	28873	139	13	29025	0	0	0	0	0	0	0	0	0	0
Nov-04	0	1628	818	2446	36862	0	0	36862	0	0	0	0	0	0	0	0	0	0
Dec-04	0	2594	1255	3849	78772	0	0	78772	0	0	0	0	0	0	0	0	0	0
Jan-05	0	1149	520	1669	75890	0	0	75890	0	0	0	0	0	0	0	0	0	0
Feb-05	0	3039	1399	4438	25801	0	0	25801	0	0	0	0	0	0	0	0	0	0
Mar-05	5167	3751	1709	10627	0	0	0	0	0	0	0	0	0	0	0	0	0	0
Apr-05	0	3075	1399	4474	2719	0	0	2719	0	0	0	0	0	0	0	0	0	0
May-05	0	533	411	944	1181	0	0	1181	0	0	0	0	0	0	0	0	0	0
Jun-05	0	1261	682	1943	5018	0	0	5018	0	0	0	0	0	0	0	0	0	0
Jul-05	2224	4855	2188	9266	0	0	0	0	0	0	0	0	0	0	0	0	0	0
Aug-05	0	762	375	1136	1846	0	0	1846	0	0	0	0	0	0	0	0	0	0
Sep-05	0	0	0	0	17853	808	276	18937	0	0	0	0	0	0	0	0	0	0

Prepared at the request of counsel in anticipation of litigation.  
 Attorney Work Product. Do not release. Do not forward.  
 Don't transmit electronically--hard copy to OC only. Thank you.

Surplus Storage

Available Storage

Surplus Trigger

Month	COE			CCMWA			Cartersville			Total			COE			CCMWA			Cartersville			Total			COE			CCMWA			Cartersville			SUM					
	DSF	DSF	DSF	DSF	DSF	DSF	DSF	DSF	DSF	DSF	DSF	DSF	DSF	DSF	DSF	DSF	DSF	DSF	DSF	DSF	DSF	DSF	DSF	DSF	DSF	DSF	DSF	DSF	DSF	DSF	DSF	DSF	DSF	DSF					
Oct-05	0	0	0	0	0	0	36200	1117	330	37647	0	0	0	0	0	0	0	0	0	0	0	0	0	0	0	0	0	0	0	0	0	0	0	0	0	0			
Nov-05	0	0	0	0	0	0	65700	1303	421	67424	0	0	0	0	0	0	0	0	0	0	0	0	0	0	0	0	0	0	0	0	0	0	0	0	0	0			
Dec-05	0	0	0	73	73	73	82296	29	0	82324	0	0	0	0	0	0	0	0	0	0	0	0	0	0	0	0	0	0	0	0	0	0	0	0	0	0	0		
Jan-06	0	2330	914	3243	73389	0	0	0	0	73389	0	0	0	0	0	0	0	0	0	0	0	0	0	0	0	0	0	0	0	0	0	0	0	0	0	0	0	0	
Feb-06	0	1996	766	2762	50088	0	0	0	0	50088	0	0	0	0	0	0	0	0	0	0	0	0	0	0	0	0	0	0	0	0	0	0	0	0	0	0	0	0	
Mar-06	0	1804	721	2525	35124	0	0	0	0	35124	0	0	0	0	0	0	0	0	0	0	0	0	0	0	0	0	0	0	0	0	0	0	0	0	0	0	0	0	
Apr-06	0	994	461	1455	6363	0	0	0	0	6363	0	0	0	0	0	0	0	0	0	0	0	0	0	0	0	0	0	0	0	0	0	0	0	0	0	0	0	0	
May-06	0	0	0	0	3600	529	70	4198	0	4198	0	0	0	0	0	0	0	0	0	0	0	0	0	0	0	0	0	0	0	0	0	0	0	0	0	0	0	0	
Jun-06	0	0	0	0	13703	1921	415	16039	0	16039	0	0	0	0	0	0	0	0	0	0	0	0	0	0	0	0	0	0	0	0	0	0	0	0	0	0	0	0	0
Jul-06	0	0	0	0	30233	3672	922	34826	0	34826	0	0	0	0	0	0	0	0	0	0	0	0	0	0	0	0	0	0	0	0	0	0	0	0	0	0	0	0	0
Aug-06	0	0	0	0	38512	5078	1397	44987	0	44987	0	0	0	0	0	0	0	0	0	0	0	0	0	0	0	0	0	0	0	0	0	0	0	0	0	0	0	0	0
Sep-06	0	0	0	0	41452	5738	1639	48828	0	48828	0	0	0	0	0	0	0	0	0	0	0	0	0	0	0	0	0	0	0	0	0	0	0	0	0	0	0	0	0
Oct-06	0	0	0	0	45184	6130	1740	53054	0	53054	0	0	0	0	0	0	0	0	0	0	0	0	0	0	0	0	0	0	0	0	0	0	0	0	0	0	0	0	0
Nov-06	0	0	0	0	65142	4967	1260	71369	0	71369	0	0	0	0	0	0	0	0	0	0	0	0	0	0	0	0	0	0	0	0	0	0	0	0	0	0	0	0	0
Dec-06	0	0	0	0	71072	4580	1163	76815	0	76815	0	0	0	0	0	0	0	0	0	0	0	0	0	0	0	0	0	0	0	0	0	0	0	0	0	0	0	0	0
Jan-07	0	0	0	0	76378	2122	41	78541	0	78541	0	0	0	0	0	0	0	0	0	0	0	0	0	0	0	0	0	0	0	0	0	0	0	0	0	0	0	0	0
Feb-07	0	0	256	256	55332	1425	0	56757	0	56757	0	0	0	0	0	0	0	0	0	0	0	0	0	0	0	0	0	0	0	0	0	0	0	0	0	0	0	0	0
Mar-07	0	0	426	426	29282	590	0	29872	0	29872	0	0	0	0	0	0	0	0	0	0	0	0	0	0	0	0	0	0	0	0	0	0	0	0	0	0	0	0	0
Apr-07	0	0	0	0	15471	680	1	16152	0	16152	0	0	0	0	0	0	0	0	0	0	0	0	0	0	0	0	0	0	0	0	0	0	0	0	0	0	0	0	0
May-07	0	0	0	0	12923	1824	389	15136	0	15136	0	0	0	0	0	0	0	0	0	0	0	0	0	0	0	0	0	0	0	0	0	0	0	0	0	0	0	0	0
Jun-07	0	0	0	0	17673	3137	884	21694	0	21694	0	0	0	0	0	0	0	0	0	0	0	0	0	0	0	0	0	0	0	0	0	0	0	0	0	0	0	0	0
Jul-07	0	0	0	0	21864	3958	1284	27106	0	27106	0	0	0	0	0	0	0	0	0	0	0	0	0	0	0	0	0	0	0	0	0	0	0	0	0	0	0	0	0
Aug-07	0	0	0	0	40060	5878	1974	47911	0	47911	0	0	0	0	0	0	0	0	0	0	0	0	0	0	0	0	0	0	0	0	0	0	0	0	0	0	0	0	0
Sep-07	0	0	0	0	60308	7449	2644	70401	0	70401	0	0	0	0	0	0	0	0	0	0	0	0	0	0	0	0	0	0	0	0	0	0	0	0	0	0	0	0	0
Oct-07	0	0	0	0	60308	7449	2644	70401	0	70401	0	0	0	0	0	0	0	0	0	0	0	0	0	0	0	0	0	0	0	0	0	0	0	0	0	0	0	0	0
Nov-07	0	0	0	0	60308	7449	2644	70401	0	70401	0	0	0	0	0	0	0	0	0	0	0	0	0	0	0	0	0	0	0	0	0	0	0	0	0	0	0	0	0
Dec-07	0	0	0	0	60308	7449	2644	70401	0	70401	0	0	0	0	0	0	0	0	0	0	0	0	0	0	0	0	0	0	0	0	0	0	0	0	0	0	0	0	0

**ALLATOON**  
**CONVERSIONS**  
 MG TO DSF  
 1.547287558

Prepared at the request of counsel in anticipation of litigation.  
 Attorney Work Product. Do not release. Do not forward.  
 Don't transmit electronically--hard copy to OC only. Thank you.

Month	<u>Surplus Distribution Percentage</u>			<u>Surplus Distribution</u>			<u>Remaining Storage 2nd Iteration</u>		
	COE	CCMWA	Cartersville	COE DSF	CCMWA DSF	Cartersville DSF	COE DSF	CCMWA DSF	Cartersville DSF
Jan-91	100%	0%	0%	2422	0	0	68209	6625	3212
Feb-91	100%	0%	0%	3063	0	0	95377	6625	3212
Mar-91	100%	0%	0%	4855	0	0	117148	6625	3212
Apr-91	0%	0%	0%	0	0	0	145133	6625	3212
May-91	100%	0%	0%	5147	0	0	137450	6625	3212
Jun-91	0%	0%	0%	0	0	0	144143	6625	3212
Jul-91	0%	0%	0%	0	0	0	142101	6625	3212
Aug-91	0%	0%	0%	0	0	0	138720	6625	3212
Sep-91	100%	0%	0%	864	0	0	121721	6625	3212
Oct-91	95%	5%	0%	145	7	0	96678	6042	3212
Nov-91	95%	5%	0%	562	28	0	73205	6578	3212
Dec-91	100%	0%	0%	1895	0	0	54657	6625	3212
Jan-92	100%	0%	0%	2890	0	0	59170	6625	3212
Feb-92	100%	0%	0%	4551	0	0	99633	6625	3212
Mar-92	100%	0%	0%	4763	0	0	115750	6625	3212
Apr-92	100%	0%	0%	2337	0	0	133225	6625	3212
May-92	0%	0%	0%	0	0	0	143277	6625	3212
Jun-92	0%	0%	0%	0	0	0	140245	6625	3212
Jul-92	0%	0%	0%	0	0	0	137874	6625	3212
Aug-92	0%	0%	0%	0	0	0	140369	6625	3212
Sep-92	95%	5%	0%	274	14	0	124531	6526	3212

PRE-DECISIONALADVICE/ATTORNEY WORK-PRODUCT/ATTORNEY-CLIENT PRIVILEGED/DO NOT FORWARD, COPY, OR RELEASE UNDER FOIA

Prepared at the request of counsel in anticipation of litigation.  
 Attorney Work Product. Do not release. Do not forward.  
 Don't transmit electronically--hard copy to OC only. Thank you.

**Surplus Distribution Percentage**

**Surplus Distribution**

**Remaining Storage 2nd Iteration**

Month	COE CCMWA Cartersville			COE CCMWA Cartersville			COE CCMWA Cartersville		
	DSF	DSF	DSF	DSF	DSF	DSF	DSF	DSF	
Oct-92	95%	5%	0%	278	14	0	114311	6410	3212
Nov-92	100%	0%	0%	4887	0	0	93068	6625	3212
Dec-92	100%	0%	0%	7124	0	0	64769	6625	3212
Jan-93	100%	0%	0%	9483	0	0	85777	6625	3212
Feb-93	100%	0%	0%	4196	0	0	95736	6625	3212
Mar-93	100%	0%	0%	5179	0	0	119576	6625	3212
Apr-93	100%	0%	0%	3034	0	0	136603	6625	3212
May-93	0%	0%	0%	0	0	0	141482	6625	3212
Jun-93	0%	100%	0%	0	4594	0	133639	10738	3212
Jul-93	0%	0%	0%	0	0	0	117559	4956	3071
Aug-93	0%	0%	0%	0	0	0	113573	3403	2895
Sep-93	0%	0%	0%	0	0	0	97877	1884	2594
Oct-93	0%	0%	0%	0	0	0	78135	873	2378
Nov-93	0%	0%	0%	0	0	0	63930	1191	2583
Dec-93	0%	0%	0%	0	0	0	59220	1214	2928
Jan-94	95%	5%	0%	382	19	0	63300	1876	3212
Feb-94	95%	5%	0%	1079	53	0	89760	3958	3212
Mar-94	0%	0%	0%	0	0	0	140121	6625	3212
Apr-94	0%	0%	0%	0	0	0	140121	6625	3212
May-94	0%	0%	0%	0	0	0	143215	6625	3212
Jun-94	0%	0%	0%	0	0	0	151951	6625	3212
Jul-94	0%	0%	0%	0	0	0	135151	6625	3212
Aug-94	0%	0%	0%	0	0	0	136543	6625	3212
Sep-94	95%	5%	0%	31	2	0	106016	6119	3212
Oct-94	95%	5%	0%	194	10	0	58165	6166	3212
Nov-94	95%	5%	0%	256	13	0	62214	6309	3212



Prepared at the request of counsel in anticipation of litigation.  
 Attorney Work Product. Do not release. Do not forward.  
 Don't transmit electronically—hard copy to OC only. Thank you.

**Surplus Distribution Percentage**

**Surplus Distribution**

**Remaining Storage 2nd Iteration**

Month	COE CCMWA Cartersville			COE CCMWA Cartersville			COE CCMWA Cartersville		
	COE	CCMWA	Cartersville	COE	CCMWA	Cartersville	COE	CCMWA	Cartersville
Dec-94	100%	0%	0%	DSF	DSF	DSF	DSF	DSF	DSF
Jan-95	100%	0%	0%	466	0	0	50460	6625	3212
Feb-95	100%	0%	0%	1820	0	0	73388	6625	3212
Mar-95	100%	0%	0%	4595	0	0	99736	6625	3212
Apr-95	100%	0%	0%	4296	0	0	103720	6625	3212
May-95	0%	0%	0%	1069	0	0	129618	6625	3212
Jun-95	0%	100%	0%	0	0	0	134486	6625	3212
Jul-95	0%	0%	0%	0	5103	0	133639	11464	3212
Aug-95	0%	0%	0%	0	0	0	121065	4844	2939
Sep-95	0%	0%	0%	0	0	0	119641	3848	2988
Oct-95	95%	5%	0%	0	0	0	98227	2476	2853
Nov-95	95%	5%	0%	744	37	0	98699	3918	3212
Dec-95	100%	0%	0%	1426	71	0	64600	6283	3212
Jan-96	100%	0%	0%	660	0	0	52010	6625	3212
Feb-96	100%	0%	0%	7925	0	0	127264	6625	3212
Mar-96	100%	0%	0%	6176	0	0	91668	6625	3212
Apr-96	0%	0%	0%	10313	0	0	109872	6625	3212
May-96	0%	0%	0%	0	0	0	140307	6625	3212
Jun-96	0%	100%	0%	0	0	0	139998	6625	3212
Jul-96	0%	67%	33%	0	1294	0	133639	7835	3212
Aug-96	95%	5%	0%	0	547	265	133639	6135	3347
Sep-96	0%	0%	0%	19	1	0	129061	5409	3212
Oct-96	0%	0%	0%	0	0	0	115785	5006	3197
Nov-96	0%	0%	0%	0	0	0	101393	4299	3009
Dec-96	95%	5%	0%	0	0	0	73637	4320	3153
Jan-97	100%	0%	0%	629	31	0	53453	5608	3212
				2677	0	0	71272	6625	3212

Prepared at the request of counsel in anticipation of litigation.  
 Attorney Work Product. Do not release. Do not forward.  
 Don't transmit electronically--hard copy to OC only. Thank you.

**Surplus Distribution Percentage**

**Surplus Distribution**

**Remaining Storage 2nd Iteration**

Month	COE CCMWA Cartersville			COE CCMWA Cartersville			COE CCMWA Cartersville		
	COE	CCMWA	Cartersville	DSF	DSF	DSF	DSF	DSF	DSF
Feb-97	100%	0%	0%	4149	0	0	107825	6625	3212
Mar-97	100%	0%	0%	5098	0	0	114702	6625	3212
Apr-97	0%	0%	0%	0	0	0	148090	6625	3212
May-97	0%	0%	0%	0	0	0	146192	6625	3212
Jun-97	0%	0%	0%	0	0	0	141668	6625	3212
Jul-97	0%	0%	0%	0	0	0	136724	6625	3212
Aug-97	0%	0%	0%	0	0	0	126365	6114	3177
Sep-97	95%	5%	0%	167	8	0	131826	5836	3212
Oct-97	0%	0%	0%	0	0	0	141049	6625	3212
Nov-97	100%	0%	0%	1552	0	0	69128	6625	3212
Dec-97	100%	0%	0%	2321	0	0	60080	6625	3212
Jan-98	100%	0%	0%	5630	0	0	67684	6625	3212
Feb-98	100%	0%	0%	8116	0	0	96864	6625	3212
Mar-98	100%	0%	0%	7063	0	0	123854	6625	3212
Apr-98	0%	0%	0%	0	0	0	144205	6625	3212
May-98	0%	0%	0%	0	0	0	144885	6625	3212
Jun-98	0%	0%	0%	0	0	0	137632	6625	3212
Jul-98	0%	0%	0%	0	0	0	128837	5803	3101
Aug-98	0%	0%	0%	0	0	0	120355	5159	3052
Sep-98	0%	0%	0%	0	0	0	96202	3840	2713
Oct-98	0%	0%	0%	0	0	0	78664	2746	2414
Nov-98	0%	0%	0%	0	0	0	74611	2440	2438
Dec-98	0%	0%	0%	0	0	0	65710	2611	2670
Jan-99	95%	5%	0%	223	11	0	78891	4059	3212
Feb-99	95%	5%	0%	824	41	0	82323	5789	3212
Mar-99	100%	0%	0%	781	0	0	105297	6625	3212

Prepared at the request of counsel in anticipation of litigation.  
 Attorney Work Product. Do not release. Do not forward.  
 Don't transmit electronically--hard copy to OC only. Thank you.

**Surplus Distribution Percentage**

**Surplus Distribution**

**Remaining Storage 2nd Iteration**

Month	COE	CCMWA	Cartersville	COE			CCMWA			Cartersville		
				DSF	DSF	DSF	DSF	DSF	DSF	DSF	DSF	DSF
Apr-99	95%	5%	0%	111	5	0	124774	6398	3212			
May-99	0%	100%	0%	0	7152	0	133639	13416	3212			
Jun-99	0%	67%	33%	0	5226	2534	133639	11122	5630			
Jul-99	0%	0%	0%	0	0	0	125925	6129	3198			
Aug-99	0%	0%	0%	0	0	0	105403	3885	2587			
Sep-99	0%	0%	0%	0	0	0	94559	1872	1960			
Oct-99	0%	0%	0%	0	0	0	99349	1257	1848			
Nov-99	0%	0%	0%	0	0	0	77564	673	1691			
Dec-99	0%	0%	0%	0	0	0	58839	54	1555			
Jan-00	0%	0%	0%	0	0	0	87464	1093	2054			
Feb-00	0%	0%	0%	0	0	0	102560	1615	2219			
Mar-00	0%	0%	0%	0	0	0	127833	2679	2658			
Apr-00	0%	100%	0%	0	6245	0	133639	10617	3212			
May-00	0%	67%	33%	0	1701	825	133639	7291	3876			
Jun-00	0%	0%	0%	0	0	0	117964	4988	2800			
Jul-00	0%	0%	0%	0	0	0	104240	3025	2309			
Aug-00	0%	0%	0%	0	0	0	89927	1666	1963			
Sep-00	0%	0%	0%	0	0	0	85859	1766	2155			
Oct-00	0%	0%	0%	0	0	0	66477	282	1711			
Nov-00	0%	0%	0%	0	0	0	71374	608	1986			
Dec-00	0%	0%	0%	0	0	0	59519	363	1965			
Jan-01	0%	0%	0%	0	0	0	86207	2007	2778			
Feb-01	95%	5%	0%	116	6	0	105341	3112	3212			
Mar-01	0%	100%	0%	0	8152	0	133639	14282	3212			
Apr-01	0%	0%	0%	0	0	0	143277	6625	3212			
May-01	0%	100%	0%	0	8649	0	133639	14839	3212			

Prepared at the request of counsel in anticipation of litigation.  
 Attorney Work Product. Do not release. Do not forward.  
 Don't transmit electronically--hard copy to OC only. Thank you.

**Surplus Distribution Percentage**

**Surplus Distribution**

**Remaining Storage 2nd Iteration**

Month	COE			CCMWA			Cartersville		
	COE	CCMWA	Cartersville	COE	CCMWA	Cartersville	COE	CCMWA	Cartersville
Jun-01	0%	0%	0%	0	0	0	146825	6625	3212
Jul-01	0%	0%	0%	0	0	0	135877	6625	3212
Aug-01	0%	0%	0%	0	0	0	115023	5557	3021
Sep-01	0%	0%	0%	0	0	0	102570	4700	2871
Oct-01	0%	0%	0%	0	0	0	85345	3648	2615
Nov-01	0%	0%	0%	0	0	0	68584	2622	2336
Dec-01	0%	0%	0%	0	0	0	56129	2366	2342
Jan-02	0%	0%	0%	0	0	0	80314	4038	3211
Feb-02	95%	5%	0%	270	13	0	87175	4498	3212
Mar-02	95%	5%	0%	818	41	0	131870	6029	3212
Apr-02	0%	100%	0%	0	3214	0	133639	9770	3212
May-02	0%	0%	0%	0	0	0	134970	6625	3212
Jun-02	0%	0%	0%	0	0	0	130599	5395	2928
Jul-02	0%	0%	0%	0	0	0	118155	3951	2488
Aug-02	0%	0%	0%	0	0	0	96577	1652	1824
Sep-02	0%	0%	0%	0	0	0	94905	689	1628
Oct-02	0%	0%	0%	0	0	0	105820	552	1713
Nov-02	0%	0%	0%	0	0	0	74566	1994	2449
Dec-02	95%	5%	0%	1064	53	0	84956	5863	3212
Jan-03	100%	0%	0%	724	0	0	56543	6625	3212
Feb-03	100%	0%	0%	3922	0	0	87970	6625	3212
Mar-03	100%	0%	0%	5816	0	0	112331	6625	3212
Apr-03	0%	0%	0%	0	0	0	140369	6625	3212
May-03	0%	0%	0%	0	0	0	151065	6625	3212
Jun-03	0%	0%	0%	0	0	0	138357	6625	3212
Jul-03	100%	0%	0%	4620	0	0	134184	6625	3212



Prepared at the request of counsel in anticipation of litigation.  
 Attorney Work Product. Do not release. Do not forward.  
 Don't transmit electronically—hard copy to OC only. Thank you.

**Surplus Distribution Percentage**

**Surplus Distribution**

**Remaining Storage 2nd Iteration**

Month	COE CCMWA Cartersville			COE CCMWA Cartersville			COE CCMWA Cartersville		
	DSF	DSF	DSF	DSF	DSF	DSF	DSF	DSF	
Aug-03	100%	0%	0%	912	0	0	130505	6625	3212
Sep-03	0%	0%	0%	0	0	0	122449	6185	3208
Oct-03	0%	0%	0%	0	0	0	97605	5798	3093
Nov-03	100%	0%	0%	678	0	0	72882	6625	3212
Dec-03	100%	0%	0%	1609	0	0	49097	6625	3212
Jan-04	100%	0%	0%	2178	0	0	61898	6625	3212
Feb-04	100%	0%	0%	3477	0	0	84763	6625	3212
Mar-04	100%	0%	0%	1459	0	0	101933	6625	3212
Apr-04	100%	0%	0%	1523	0	0	127963	6625	3212
May-04	0%	0%	0%	0	0	0	135454	6625	3212
Jun-04	0%	0%	0%	0	0	0	135756	6625	3212
Jul-04	100%	0%	0%	369	0	0	127785	6625	3212
Aug-04	0%	0%	0%	0	0	0	118231	5943	3093
Sep-04	0%	0%	0%	0	0	0	156865	6625	3212
Oct-04	0%	0%	0%	0	0	0	104766	6485	3199
Nov-04	100%	0%	0%	2446	0	0	99223	6625	3212
Dec-04	100%	0%	0%	3849	0	0	58716	6625	3212
Jan-05	100%	0%	0%	1669	0	0	59418	6625	3212
Feb-05	100%	0%	0%	4438	0	0	112276	6625	3212
Mar-05	0%	0%	0%	0	0	0	144267	6625	3212
Apr-05	100%	0%	0%	4474	0	0	135393	6625	3212
May-05	100%	0%	0%	944	0	0	133403	6625	3212
Jun-05	100%	0%	0%	1943	0	0	130564	6625	3212
Jul-05	0%	0%	0%	0	0	0	142905	6625	3212
Aug-05	100%	0%	0%	1136	0	0	132930	6625	3212
Sep-05	0%	0%	0%	0	0	0	115786	5817	2936

Prepared at the request of counsel in anticipation of litigation.  
 Attorney Work Product. Do not release. Do not forward.  
 Don't transmit electronically--hard copy to OC only. Thank you.

**Surplus Distribution Percentage**

**Surplus Distribution**

**Remaining Storage 2nd Iteration**

Month	COE CCMWA Cartersville			COE CCMWA Cartersville			COE CCMWA Cartersville		
	DSF	DSF	DSF	DSF	DSF	DSF	DSF	DSF	DSF
Oct-05	0%	0%	0%	0	0	0	97440	5508	2882
Nov-05	0%	0%	0%	0	0	0	67940	5322	2791
Dec-05	95%	5%	0%	70	3	0	51413	6600	3212
Jan-06	100%	0%	0%	3243	0	0	63493	6625	3212
Feb-06	100%	0%	0%	2762	0	0	86313	6625	3212
Mar-06	100%	0%	0%	2525	0	0	101040	6625	3212
Apr-06	100%	0%	0%	1455	0	0	128731	6625	3212
May-06	0%	0%	0%	0	0	0	130040	6096	3142
Jun-06	0%	0%	0%	0	0	0	119936	4703	2797
Jul-06	0%	0%	0%	0	0	0	103406	2953	2290
Aug-06	0%	0%	0%	0	0	0	95128	1547	1815
Sep-06	0%	0%	0%	0	0	0	92187	887	1573
Oct-06	0%	0%	0%	0	0	0	88455	495	1472
Nov-06	0%	0%	0%	0	0	0	68497	1658	1952
Dec-06	0%	0%	0%	0	0	0	62567	2045	2049
Jan-07	0%	0%	0%	0	0	0	57261	4503	3171
Feb-07	95%	5%	0%	244	12	0	76551	5212	3212
Mar-07	95%	5%	0%	406	20	0	104763	6055	3212
Apr-07	0%	0%	0%	0	0	0	118168	5945	3211
May-07	0%	0%	0%	0	0	0	120716	4801	2823
Jun-07	0%	0%	0%	0	0	0	115966	3488	2328
Jul-07	0%	0%	0%	0	0	0	111775	2666	1928
Aug-07	0%	0%	0%	0	0	0	93580	747	1238
Sep-07	0%	0%	0%	0	0	0	73331	-824	568
Oct-07	0%	0%	0%	0	0	0	73331	-824	568
Nov-07	0%	0%	0%	0	0	0	73331	-824	568
Dec-07	0%	0%	0%	0	0	0	73331	-824	568

**ALLATOON**  
**CONVERSIONS**  
 MG TO DSF  
 1.547287558

Prepared at the request of counsel in anticipation of litigation.  
 Attorney Work Product. Do not release. Do not forward.  
 Don't transmit electronically--hard copy to OC only. Thank you.

Month	<u>Surplus Re-Distribution</u>			<u>Remaining Storage 3rd Iteration</u>			<u>Surplus Re-Distribution</u>			
	COE DSF	CCMWA DSF	Cartersville DSF	Sum DSF	COE DSF	CCMWA DSF	Cartersville DSF	COE DSF	CCMWA DSF	Cartersville DSF
Jan-91	0	0	0	0	68209	6625	3212	0	0	0
Feb-91	0	0	0	0	95377	6625	3212	0	0	0
Mar-91	0	0	0	0	117148	6625	3212	0	0	0
Apr-91	11494	0	0	0	145133	6625	3212	0	0	0
May-91	3811	0	0	0	137450	6625	3212	0	0	0
Jun-91	10504	0	0	0	144143	6625	3212	0	0	0
Jul-91	8462	0	0	0	142101	6625	3212	0	0	0
Aug-91	5081	0	0	0	138720	6625	3212	0	0	0
Sep-91	0	0	0	0	121721	6625	3212	0	0	0
Oct-91	0	0	0	0	96678	6042	3212	0	0	0
Nov-91	0	0	0	0	73205	6578	3212	0	0	0
Dec-91	0	0	0	0	54657	6625	3212	0	0	0
Jan-92	0	0	0	0	59170	6625	3212	0	0	0
Feb-92	0	0	0	0	99633	6625	3212	0	0	0
Mar-92	0	0	0	0	115750	6625	3212	0	0	0
Apr-92	0	0	0	0	133225	6625	3212	0	0	0
May-92	9637	0	0	0	143277	6625	3212	0	0	0
Jun-92	6606	0	0	0	140245	6625	3212	0	0	0
Jul-92	4234	0	0	0	137874	6625	3212	0	0	0
Aug-92	6730	0	0	0	140369	6625	3212	0	0	0
Sep-92	0	0	0	0	124531	6526	3212	0	0	0

PRE-DECISIONALADVICE/ATTORNEY WORK-PRODUCT/ATTORNEY-CLIENT PRIVILEGED/DONOT FORWARD, COPY, OR RELEASE UNDER FOIA

Prepared at the request of counsel in anticipation of litigation.  
 Attorney Work Product. Do not release. Do not forward.  
 Don't transmit electronically--hard copy to OC only. Thank you.

Surplus Re-Distribution

Remaining Storage 3rd Iteration

Surplus Re-Distribution

Month	COE			Sum	COE			COE		
	DSF	CCMWA	Cartersville		DSF	CCMWA	Cartersville	DSF	CCMWA	Cartersville
Oct-92	0	0	0	0	114311	6410	3212	0	0	0
Nov-92	0	0	0	0	93068	6625	3212	0	0	0
Dec-92	0	0	0	0	64769	6625	3212	0	0	0
Jan-93	0	0	0	0	85777	6625	3212	0	0	0
Feb-93	0	0	0	0	95736	6625	3212	0	0	0
Mar-93	0	0	0	0	119576	6625	3212	0	0	0
Apr-93	2964	0	0	0	136603	6625	3212	0	0	0
May-93	7843	0	0	0	141482	6625	3212	0	0	0
Jun-93	0	4113	0	4113	137753	6625	3212	0	0	0
Jul-93	0	0	0	0	117559	4956	3071	0	0	0
Aug-93	0	0	0	0	113573	3403	2895	0	0	0
Sep-93	0	0	0	0	97877	1884	2594	0	0	0
Oct-93	0	0	0	0	78135	873	2378	0	0	0
Nov-93	0	0	0	0	63930	1191	2583	0	0	0
Dec-93	0	0	0	0	59220	1214	2928	0	0	0
Jan-94	0	0	0	0	63300	1876	3212	0	0	0
Feb-94	0	0	0	0	89760	3958	3212	0	0	0
Mar-94	6482	0	0	0	140121	6625	3212	0	0	0
Apr-94	6482	0	0	0	140121	6625	3212	0	0	0
May-94	9576	0	0	0	143215	6625	3212	0	0	0
Jun-94	18312	0	0	0	151951	6625	3212	0	0	0
Jul-94	1512	0	0	0	135151	6625	3212	0	0	0
Aug-94	2904	0	0	0	136543	6625	3212	0	0	0
Sep-94	0	0	0	0	106016	6119	3212	0	0	0
Oct-94	0	0	0	0	58165	6166	3212	0	0	0
Nov-94	0	0	0	0	62214	6309	3212	0	0	0



Prepared at the request of counsel in anticipation of litigation.  
 Attorney Work Product. Do not release. Do not forward.  
 Don't transmit electronically--hard copy to OC only. Thank you.

Surplus Re-Distribution

Remaining Storage 3rd

Surplus Re-Distribution

Iteration

Month	COE	CCMWA	Cartersville	Sum	COE	CCMWA	Cartersville	COE	CCMWA	Cartersville
	DSF	DSF	DSF	DSF	DSF	DSF	DSF	DSF	DSF	DSF
Dec-94	0	0	0	0	50460	6625	3212	0	0	0
Jan-95	0	0	0	0	73388	6625	3212	0	0	0
Feb-95	0	0	0	0	99736	6625	3212	0	0	0
Mar-95	0	0	0	0	103720	6625	3212	0	0	0
Apr-95	0	0	0	0	129618	6625	3212	0	0	0
May-95	847	0	0	0	134486	6625	3212	0	0	0
Jun-95	0	4839	0	4839	138478	6625	3212	0	0	0
Jul-95	0	0	0	0	121065	4844	2939	0	0	0
Aug-95	0	0	0	0	119641	3848	2988	0	0	0
Sep-95	0	0	0	0	98227	2476	2853	0	0	0
Oct-95	0	0	0	0	98699	3918	3212	0	0	0
Nov-95	0	0	0	0	64600	6283	3212	0	0	0
Dec-95	0	0	0	0	52010	6625	3212	0	0	0
Jan-96	0	0	0	0	127264	6625	3212	0	0	0
Feb-96	0	0	0	0	91668	6625	3212	0	0	0
Mar-96	0	0	0	0	109872	6625	3212	0	0	0
Apr-96	6668	0	0	0	140307	6625	3212	0	0	0
May-96	6358	0	0	0	139998	6625	3212	0	0	0
Jun-96	0	1210	0	1210	134849	6625	3212	0	0	0
Jul-96	0	0	135	135	133775	6135	3212	0	0	0
Aug-96	0	0	0	0	129061	5409	3212	0	0	0
Sep-96	0	0	0	0	115785	5006	3197	0	0	0
Oct-96	0	0	0	0	101393	4299	3009	0	0	0
Nov-96	0	0	0	0	73637	4320	3153	0	0	0
Dec-96	0	0	0	0	53453	5608	3212	0	0	0
Jan-97	0	0	0	0	71272	6625	3212	0	0	0

Prepared at the request of counsel in anticipation of litigation.  
 Attorney Work Product. Do not release. Do not forward.  
 Don't transmit electronically--hard copy to OC only. Thank you.

**Surplus Re-Distribution**

**Remaining Storage 3rd**

**Surplus Re-Distribution**

**Iteratoin**

Month	COE	CCMWA	Cartersville	Sum	COE	CCMWA	Cartersville	COE	CCMWA	Cartersville
Feb-97	0	0	0	0	107825	6625	3212	0	0	0
Mar-97	0	0	0	0	114702	6625	3212	0	0	0
Apr-97	14451	0	0	0	148090	6625	3212	0	0	0
May-97	12552	0	0	0	146192	6625	3212	0	0	0
Jun-97	8029	0	0	0	141668	6625	3212	0	0	0
Jul-97	3085	0	0	0	136724	6625	3212	0	0	0
Aug-97	0	0	0	0	126365	6114	3177	0	0	0
Sep-97	0	0	0	0	131826	5836	3212	0	0	0
Oct-97	7410	0	0	0	141049	6625	3212	0	0	0
Nov-97	0	0	0	0	69128	6625	3212	0	0	0
Dec-97	0	0	0	0	60080	6625	3212	0	0	0
Jan-98	0	0	0	0	67684	6625	3212	0	0	0
Feb-98	0	0	0	0	96864	6625	3212	0	0	0
Mar-98	0	0	0	0	123854	6625	3212	0	0	0
Apr-98	10566	0	0	0	144205	6625	3212	0	0	0
May-98	11246	0	0	0	144885	6625	3212	0	0	0
Jun-98	3992	0	0	0	137632	6625	3212	0	0	0
Jul-98	0	0	0	0	128837	5803	3101	0	0	0
Aug-98	0	0	0	0	120355	5159	3052	0	0	0
Sep-98	0	0	0	0	96202	3840	2713	0	0	0
Oct-98	0	0	0	0	78664	2746	2414	0	0	0
Nov-98	0	0	0	0	74611	2440	2438	0	0	0
Dec-98	0	0	0	0	65710	2611	2670	0	0	0
Jan-99	0	0	0	0	78891	4059	3212	0	0	0
Feb-99	0	0	0	0	82323	5789	3212	0	0	0
Mar-99	0	0	0	0	105297	6625	3212	0	0	0

Prepared at the request of counsel in anticipation of litigation.  
 Attorney Work Product. Do not release. Do not forward.  
 Don't transmit electronically--hard copy to OC only. Thank you.

Surplus Re-Distribution

Remaining Storage 3rd Iteration

Surplus Re-Distribution

Month	COE			Sum	COE			COE		
	DSF	CCMWA	Cartersville		DSF	CCMWA	Cartersville	DSF	CCMWA	Cartersville
Apr-99	0	0	0	0	124774	6398	3212	0	0	0
May-99	0	6791	0	6791	140431	6625	3212	0	0	0
Jun-99	0	4497	2418	6915	140554	6625	3212	0	0	0
Jul-99	0	0	0	0	125925	6129	3198	0	0	0
Aug-99	0	0	0	0	105403	3885	2587	0	0	0
Sep-99	0	0	0	0	94559	1872	1960	0	0	0
Oct-99	0	0	0	0	99349	1257	1848	0	0	0
Nov-99	0	0	0	0	77564	673	1691	0	0	0
Dec-99	0	0	0	0	58839	54	1555	0	0	0
Jan-00	0	0	0	0	87464	1093	2054	0	0	0
Feb-00	0	0	0	0	102560	1615	2219	0	0	0
Mar-00	0	0	0	0	127833	2679	2658	0	0	0
Apr-00	0	3992	0	3992	137632	6625	3212	0	0	0
May-00	0	666	664	1331	134970	6625	3212	0	0	0
Jun-00	0	0	0	0	117964	4988	2800	0	0	0
Jul-00	0	0	0	0	104240	3025	2309	0	0	0
Aug-00	0	0	0	0	89927	1666	1963	0	0	0
Sep-00	0	0	0	0	85859	1766	2155	0	0	0
Oct-00	0	0	0	0	66477	282	1711	0	0	0
Nov-00	0	0	0	0	71374	608	1986	0	0	0
Dec-00	0	0	0	0	59519	363	1965	0	0	0
Jan-01	0	0	0	0	86207	2007	2778	0	0	0
Feb-01	0	0	0	0	105341	3112	3212	0	0	0
Mar-01	0	7658	0	7658	141297	6625	3212	0	0	0
Apr-01	9637	0	0	9637	143277	6625	3212	0	0	0
May-01	0	8214	0	8214	141854	6625	3212	0	0	0

Prepared at the request of counsel in anticipation of litigation.  
 Attorney Work Product. Do not release. Do not forward.  
 Don't transmit electronically--hard copy to OC only. Thank you.

Surplus Re-Distribution

Remaining Storage 3rd

Surplus Re-Distribution

Iteratioin

Month	COE				CCMWA				Cartersville				
	DSF	DSF	DSF	DSF	DSF	DSF	DSF	DSF	DSF	DSF	DSF	DSF	DSF
Jun-01	13185	0	0	0	146825	6625	3212	0	0	0	0	0	0
Jul-01	2238	0	0	0	135877	6625	3212	0	0	0	0	0	0
Aug-01	0	0	0	0	115023	5557	3021	0	0	0	0	0	0
Sep-01	0	0	0	0	102570	4700	2871	0	0	0	0	0	0
Oct-01	0	0	0	0	85345	3648	2615	0	0	0	0	0	0
Nov-01	0	0	0	0	68584	2622	2336	0	0	0	0	0	0
Dec-01	0	0	0	0	56129	2366	2342	0	0	0	0	0	0
Jan-02	0	0	0	0	80314	4038	3211	0	0	0	0	0	0
Feb-02	0	0	0	0	87175	4498	3212	0	0	0	0	0	0
Mar-02	0	0	0	0	131870	6029	3212	0	0	0	0	0	0
Apr-02	0	3145	0	0	136785	6625	3212	0	0	0	0	0	0
May-02	1331	0	0	0	134970	6625	3212	0	0	0	0	0	0
Jun-02	0	0	0	0	130599	5395	2928	0	0	0	0	0	0
Jul-02	0	0	0	0	118155	3951	2488	0	0	0	0	0	0
Aug-02	0	0	0	0	96577	1652	1824	0	0	0	0	0	0
Sep-02	0	0	0	0	94905	689	1628	0	0	0	0	0	0
Oct-02	0	0	0	0	105820	552	1713	0	0	0	0	0	0
Nov-02	0	0	0	0	74566	1994	2449	0	0	0	0	0	0
Dec-02	0	0	0	0	84956	5863	3212	0	0	0	0	0	0
Jan-03	0	0	0	0	56543	6625	3212	0	0	0	0	0	0
Feb-03	0	0	0	0	87970	6625	3212	0	0	0	0	0	0
Mar-03	0	0	0	0	112331	6625	3212	0	0	0	0	0	0
Apr-03	6730	0	0	0	140369	6625	3212	0	0	0	0	0	0
May-03	17426	0	0	0	151065	6625	3212	0	0	0	0	0	0
Jun-03	4718	0	0	0	138357	6625	3212	0	0	0	0	0	0
Jul-03	544	0	0	0	134184	6625	3212	0	0	0	0	0	0

Prepared at the request of counsel in anticipation of litigation.  
 Attorney Work Product. Do not release. Do not forward.  
 Don't transmit electronically--hard copy to OC only. Thank you.

Surplus Re-Distribution

Remaining Storage 3rd

Surplus Re-Distribution

Iteration

Month	COE				COE				COE			
	DSF	CCMWA	Cartersville	Sum	DSF	CCMWA	Cartersville	Sum	DSF	CCMWA	Cartersville	Sum
Aug-03	0	0	0	0	130505	6625	3212	0	0	0	0	0
Sep-03	0	0	0	0	122449	6185	3208	0	0	0	0	0
Oct-03	0	0	0	0	97605	5798	3093	0	0	0	0	0
Nov-03	0	0	0	0	72882	6625	3212	0	0	0	0	0
Dec-03	0	0	0	0	49097	6625	3212	0	0	0	0	0
Jan-04	0	0	0	0	61898	6625	3212	0	0	0	0	0
Feb-04	0	0	0	0	84763	6625	3212	0	0	0	0	0
Mar-04	0	0	0	0	101933	6625	3212	0	0	0	0	0
Apr-04	0	0	0	0	127963	6625	3212	0	0	0	0	0
May-04	1815	0	0	0	135454	6625	3212	0	0	0	0	0
Jun-04	2117	0	0	0	135756	6625	3212	0	0	0	0	0
Jul-04	0	0	0	0	127785	6625	3212	0	0	0	0	0
Aug-04	0	0	0	0	118231	5943	3093	0	0	0	0	0
Sep-04	23226	0	0	0	156865	6625	3212	0	0	0	0	0
Oct-04	0	0	0	0	104766	6485	3199	0	0	0	0	0
Nov-04	0	0	0	0	99223	6625	3212	0	0	0	0	0
Dec-04	0	0	0	0	58716	6625	3212	0	0	0	0	0
Jan-05	0	0	0	0	59418	6625	3212	0	0	0	0	0
Feb-05	0	0	0	0	112276	6625	3212	0	0	0	0	0
Mar-05	10627	0	0	0	144267	6625	3212	0	0	0	0	0
Apr-05	1754	0	0	0	135393	6625	3212	0	0	0	0	0
May-05	0	0	0	0	133403	6625	3212	0	0	0	0	0
Jun-05	0	0	0	0	130564	6625	3212	0	0	0	0	0
Jul-05	9266	0	0	0	142905	6625	3212	0	0	0	0	0
Aug-05	0	0	0	0	132930	6625	3212	0	0	0	0	0
Sep-05	0	0	0	0	115786	5817	2936	0	0	0	0	0



Prepared at the request of counsel in anticipation of litigation.  
 Attorney Work Product. Do not release. Do not forward.  
 Don't transmit electronically--hard copy to OC only. Thank you.

Surplus Re-Distribution      Remaining Storage 3rd      Surplus Re-Distribution  
Iteration

Month	COE				Sum	COE				Sum	COE			
	DSF	CCMWA	Cartersville	DSF		DSF	CCMWA	Cartersville	DSF		DSF	CCMWA	Cartersville	DSF
Oct-05	0	0	0	0	0	97440	5508	2882	0	0	0	0	0	
Nov-05	0	0	0	0	0	67940	5322	2791	0	0	0	0	0	
Dec-05	0	0	0	0	0	51413	6600	3212	0	0	0	0	0	
Jan-06	0	0	0	0	0	63493	6625	3212	0	0	0	0	0	
Feb-06	0	0	0	0	0	86313	6625	3212	0	0	0	0	0	
Mar-06	0	0	0	0	0	101040	6625	3212	0	0	0	0	0	
Apr-06	0	0	0	0	0	128731	6625	3212	0	0	0	0	0	
May-06	0	0	0	0	0	130040	6096	3142	0	0	0	0	0	
Jun-06	0	0	0	0	0	119936	4703	2797	0	0	0	0	0	
Jul-06	0	0	0	0	0	103406	2953	2290	0	0	0	0	0	
Aug-06	0	0	0	0	0	95128	1547	1815	0	0	0	0	0	
Sep-06	0	0	0	0	0	92187	887	1573	0	0	0	0	0	
Oct-06	0	0	0	0	0	88455	495	1472	0	0	0	0	0	
Nov-06	0	0	0	0	0	68497	1658	1952	0	0	0	0	0	
Dec-06	0	0	0	0	0	62567	2045	2049	0	0	0	0	0	
Jan-07	0	0	0	0	0	57261	4503	3171	0	0	0	0	0	
Feb-07	0	0	0	0	0	78551	5212	3212	0	0	0	0	0	
Mar-07	0	0	0	0	0	104763	6055	3212	0	0	0	0	0	
Apr-07	0	0	0	0	0	118168	5945	3211	0	0	0	0	0	
May-07	0	0	0	0	0	120716	4801	2823	0	0	0	0	0	
Jun-07	0	0	0	0	0	115966	3488	2328	0	0	0	0	0	
Jul-07	0	0	0	0	0	111775	2666	1928	0	0	0	0	0	
Aug-07	0	0	0	0	0	93580	747	1238	0	0	0	0	0	
Sep-07	0	0	0	0	0	73331	-824	568	0	0	0	0	0	
Oct-07	0	0	0	0	0	73331	-824	568	0	0	0	0	0	
Nov-07	0	0	0	0	0	73331	-824	568	0	0	0	0	0	
Dec-07	0	0	0	0	0	73331	-824	568	0	0	0	0	0	

**ALLATOON**  
**CONVERSIONS**  
 MG TO DSF  
 1.547287558

Remaining Storage Final Iteration

Error Checks

Month	COE DSF	CCMWA DSF	Cartersville DSF	Flood Pool	Total Storage DSF	Storage Check Should be zero	Inflow Check Should be zero	Full at 840
Jan-91	68209	6625	3212	0	78046	0	0	-
Feb-91	95377	6625	3212	0	105214	0	0	-
Mar-91	117148	6625	3212	0	126985	0	0	-
Apr-91	145133	6625	3212	1	154970	0	0	TRUE
May-91	137450	6625	3212	1	147287	0	0	TRUE
Jun-91	144143	6625	3212	1	153980	0	0	TRUE
Jul-91	142101	6625	3212	1	151938	0	0	TRUE
Aug-91	138720	6625	3212	1	148557	0	0	TRUE
Sep-91	121721	6625	3212	0	131558	0	0	-
Oct-91	96678	6042	3212	0	105932	0	0	-
Nov-91	73205	6578	3212	0	82995	0	0	-
Dec-91	54657	6625	3212	0	64494	0	0	-
Jan-92	59170	6625	3212	0	69007	0	0	-
Feb-92	99633	6625	3212	0	109470	0	0	-
Mar-92	115750	6625	3212	0	125587	0	0	-
Apr-92	133225	6625	3212	0	143062	0	0	-
May-92	143277	6625	3212	1	153113	0	0	TRUE
Jun-92	140245	6625	3212	1	150082	0	0	TRUE
Jul-92	137874	6625	3212	1	147710	0	0	TRUE
Aug-92	140369	6625	3212	1	150206	0	0	TRUE
Sep-92	124531	6526	3212	0	134269	0	0	-

Prepared at the request of counsel in anticipation of litigation.  
 Attorney Work Product. Do not release. Do not forward.  
 Don't transmit electronically--hard copy to OC only. Thank you.

Prepared at the request of counsel in anticipation of litigation.  
 Attorney Work Product. Do not release. Do not forward.  
 Don't transmit electronically--hard copy to OC only. Thank you.

Remaining Storage Final  
Iterafioin

Error Checks

Month	COE DSF	CCMWA DSF	Cartersville DSF	Flood Pool	Total Storage DSF	Storage Check Should be zero	Inflow Check Should be zero	Full at 840
Oct-92	114311	6410	3212	0	123932	0	0	-
Nov-92	93068	6625	3212	0	102905	0	0	-
Dec-92	64769	6625	3212	0	74606	0	0	-
Jan-93	85777	6625	3212	0	95614	0	0	-
Feb-93	95736	6625	3212	0	105573	0	0	-
Mar-93	119576	6625	3212	0	129413	0	0	-
Apr-93	136603	6625	3212	1	146440	0	0	TRUE
May-93	141482	6625	3212	1	151319	0	0	TRUE
Jun-93	137753	6625	3212	1	147589	0	0	TRUE
Jul-93	117559	4956	3071	0	125587	0	0	-
Aug-93	113573	3403	2895	0	119870	0	0	-
Sep-93	97877	1884	2594	0	102355	0	0	-
Oct-93	78135	873	2378	0	81385	0	0	-
Nov-93	63930	1191	2583	0	67704	0	0	-
Dec-93	59220	1214	2928	0	63362	0	0	-
Jan-94	63300	1876	3212	0	68387	0	0	-
Feb-94	89760	3958	3212	0	96930	0	0	-
Mar-94	140121	6625	3212	1	149958	0	0	TRUE
Apr-94	140121	6625	3212	1	149958	0	0	TRUE
May-94	143215	6625	3212	1	153052	0	0	TRUE
Jun-94	151951	6625	3212	1	161788	0	0	TRUE
Jul-94	135151	6625	3212	1	144988	0	0	TRUE
Aug-94	136543	6625	3212	1	146380	0	0	TRUE
Sep-94	106016	6119	3212	0	115347	0	0	-
Oct-94	58165	6166	3212	0	67543	0	0	-
Nov-94	62214	6309	3212	0	71735	0	0	-

Prepared at the request of counsel in anticipation of litigation.  
 Attorney Work Product. Do not release. Do not forward.  
 Don't transmit electronically--hard copy to OC only. Thank you.

**Remaining Storage Final Iteration**

**Error Checks**

Month	COE	DSF	CCMWA	Cartersville	Flood Pool	Total Storage	Storage Check	Inflow Check	Full at
		DSF		DSF		DSF	Should be zero	Should be zero	840
Dec-94	50460	6625	3212	0	0	60297	0	0	-
Jan-95	73388	6625	3212	0	0	83225	0	0	-
Feb-95	99736	6625	3212	0	0	109573	0	0	-
Mar-95	103720	6625	3212	0	0	113557	0	0	-
Apr-95	129618	6625	3212	0	0	139455	0	0	-
May-95	134486	6625	3212	847	1	144323	0	0	TRUE
Jun-95	138478	6625	3212	4839	1	148315	0	0	TRUE
Jul-95	121065	4844	2939	0	0	128848	0	0	-
Aug-95	119641	3848	2988	0	0	126477	0	0	-
Sep-95	98227	2476	2853	0	0	103555	0	0	-
Oct-95	98699	3918	3212	0	0	105829	0	0	-
Nov-95	64600	6283	3212	0	0	74096	0	0	-
Dec-95	52010	6625	3212	0	0	61847	0	0	-
Jan-96	127264	6625	3212	0	0	137101	0	0	-
Feb-96	91668	6625	3212	0	0	101504	0	0	-
Mar-96	109872	6625	3212	0	0	119709	0	0	-
Apr-96	140307	6625	3212	6668	1	150144	0	0	TRUE
May-96	139998	6625	3212	6358	1	149834	0	0	TRUE
Jun-96	134849	6625	3212	1210	1	144686	0	0	TRUE
Jul-96	133775	6135	3212	135	0	143121	0	0	-
Aug-96	129061	5409	3212	0	0	137681	0	0	-
Sep-96	115785	5006	3197	0	0	123988	0	0	-
Oct-96	101393	4299	3009	0	0	108701	0	0	-
Nov-96	73637	4320	3153	0	0	81109	0	0	-
Dec-96	53453	5608	3212	0	0	62274	0	0	-
Jan-97	71272	6625	3212	0	0	81109	0	0	-

Prepared at the request of counsel in anticipation of litigation.  
 Attorney Work Product. Do not release. Do not forward.  
 Don't transmit electronically--hard copy to OC only. Thank you.

**Remaining Storage Final Iteration**

**Error Checks**

Month	COE	DSF	CCMWA	DSF	Cartersville	DSF	Flood Pool	Total Storage	Storage Check Should be zero	Inflow Check Should be zero	Full at 840
Feb-97		107825	6625	6625	3212	3212	0	117662	0	0	-
Mar-97		114702	6625	6625	3212	3212	0	124539	0	0	-
Apr-97		148090	6625	6625	3212	3212	1	157927	0	0	TRUE
May-97		146192	6625	6625	3212	3212	1	156028	0	0	TRUE
Jun-97		141668	6625	6625	3212	3212	1	151505	0	0	TRUE
Jul-97		136724	6625	6625	3212	3212	1	146561	0	0	TRUE
Aug-97		126365	6114	6114	3177	3177	0	135656	0	0	-
Sep-97		131826	5836	5836	3212	3212	0	140874	0	0	-
Oct-97		141049	6625	6625	3212	3212	1	150886	0	0	TRUE
Nov-97		69128	6625	6625	3212	3212	0	78965	0	0	-
Dec-97		60080	6625	6625	3212	3212	0	69917	0	0	-
Jan-98		67684	6625	6625	3212	3212	0	77521	0	0	-
Feb-98		96864	6625	6625	3212	3212	0	106701	0	0	-
Mar-98		123854	6625	6625	3212	3212	0	133691	0	0	-
Apr-98		144205	6625	6625	3212	3212	1	154042	0	0	TRUE
May-98		144885	6625	6625	3212	3212	1	154722	0	0	TRUE
Jun-98		137632	6625	6625	3212	3212	1	147468	0	0	TRUE
Jul-98		128837	5803	5803	3101	3101	0	137740	0	0	-
Aug-98		120355	5159	5159	3052	3052	0	128566	0	0	-
Sep-98		96202	3840	3840	2713	2713	0	102755	0	0	-
Oct-98		78664	2746	2746	2414	2414	0	83823	0	0	-
Nov-98		74611	2440	2440	2438	2438	0	79490	0	0	-
Dec-98		65710	2611	2611	2670	2670	0	70991	0	0	-
Jan-99		78891	4059	4059	3212	3212	0	86161	0	0	-
Feb-99		82323	5789	5789	3212	3212	0	91324	0	0	-
Mar-99		105297	6625	6625	3212	3212	0	115134	0	0	-



Prepared at the request of counsel in anticipation of litigation.  
 Attorney Work Product. Do not release. Do not forward.  
 Don't transmit electronically--hard copy to OC only. Thank you.

**Remaining Storage Final**  
**Iteration**

**Error Checks**

Month	COE	DSF	CCMWA	DSF	Cartersville	DSF	Flood Pool	Total Storage	DSF	Storage Check	Inflow Check	Full at
										Should be zero	Should be zero	
Apr-99	124774	6398	3212	0	0	0	0	134385	0	0	-	
May-99	140431	6625	3212	6791	0	1	1	150267	0	0	TRUE	
Jun-99	140554	6625	3212	6915	0	1	1	150391	0	0	TRUE	
Jul-99	125925	6129	3198	0	0	0	0	135251	0	0	-	
Aug-99	105403	3885	2587	0	0	0	0	111875	0	0	-	
Sep-99	94559	1872	1960	0	0	0	0	98392	0	0	-	
Oct-99	99349	1257	1848	0	0	0	0	102455	0	0	-	
Nov-99	77564	673	1691	0	0	0	0	79927	0	0	-	
Dec-99	58839	54	1555	0	0	0	0	60448	0	0	-	
Jan-00	87464	1093	2054	0	0	0	0	90612	0	0	-	
Feb-00	102560	1615	2219	0	0	0	0	106393	0	0	-	
Mar-00	127833	2679	2658	0	0	0	0	133171	0	0	-	
Apr-00	137632	6625	3212	3992	0	1	1	147468	0	0	TRUE	
May-00	134970	6625	3212	1331	0	1	1	144807	0	0	TRUE	
Jun-00	117964	4988	2800	0	0	0	0	125752	0	0	-	
Jul-00	104240	3025	2309	0	0	0	0	109573	0	0	-	
Aug-00	89927	1666	1963	0	0	0	0	93556	0	0	-	
Sep-00	85859	1766	2155	0	0	0	0	89780	0	0	-	
Oct-00	66477	282	1711	0	0	0	0	68470	0	0	-	
Nov-00	71374	608	1986	0	0	0	0	73968	0	0	-	
Dec-00	59519	363	1965	0	0	0	0	61847	0	0	-	
Jan-01	86207	2007	2778	0	0	0	0	90992	0	0	-	
Feb-01	105341	3112	3212	0	0	0	0	111665	0	0	-	
Mar-01	141297	6625	3212	7658	0	1	1	151134	0	0	TRUE	
Apr-01	143277	6625	3212	9637	0	1	1	153113	0	0	TRUE	
May-01	141854	6625	3212	8214	0	1	1	151690	0	0	TRUE	

Prepared at the request of counsel in anticipation of litigation.  
 Attorney Work Product. Do not release. Do not forward.  
 Don't transmit electronically--hard copy to OC only. Thank you.

**Remaining Storage Final Iteration**

**Error Checks**

Month	COE	CCMWA	Cartersville	Flood Pool	Total Storage	Storage Check Should be zero	Inflow Check Should be zero	Full at 840
Jun-01	DSF	DSF	DSF	1	DSF	zero	zero	TRUE
Jun-01	146825	6625	3212	1	156661	0	0	TRUE
Jul-01	135877	6625	3212	1	145714	0	0	TRUE
Aug-01	115023	5557	3021	0	123602	0	0	-
Sep-01	102570	4700	2871	0	110141	0	0	-
Oct-01	85345	3648	2615	0	91609	0	0	-
Nov-01	68584	2622	2336	0	73542	0	0	-
Dec-01	56129	2366	2342	0	60836	0	0	-
Jan-02	80314	4038	3211	0	87563	0	0	-
Feb-02	87175	4498	3212	0	94885	0	0	-
Mar-02	131870	6029	3212	0	141111	0	0	-
Apr-02	136785	6625	3212	1	146621	0	0	TRUE
May-02	134970	6625	3212	1	144807	0	0	TRUE
Jun-02	130599	5395	2928	0	138923	0	0	-
Jul-02	118155	3951	2488	0	124594	0	0	-
Aug-02	96577	1652	1824	0	100054	0	0	-
Sep-02	94905	689	1628	0	97222	0	0	-
Oct-02	105820	552	1713	0	108086	0	0	-
Nov-02	74566	1994	2449	0	79009	0	0	-
Dec-02	84956	5863	3212	0	94030	0	0	-
Jan-03	56543	6625	3212	0	66380	0	0	-
Feb-03	87970	6625	3212	0	97807	0	0	-
Mar-03	112331	6625	3212	0	122168	0	0	-
Apr-03	140369	6625	3212	1	150206	0	0	TRUE
May-03	151065	6625	3212	1	160902	0	0	TRUE
Jun-03	138357	6625	3212	1	148194	0	0	TRUE
Jul-03	134184	6625	3212	1	144020	0	0	TRUE

Prepared at the request of counsel in anticipation of litigation.  
 Attorney Work Product. Do not release. Do not forward.  
 Don't transmit electronically--hard copy to OC only. Thank you.

**Remaining Storage Final Iteration**

**Error Checks**

Month	COE	DSF	CCMWA	DSF	Cartersville	DSF	Flood Pool	Total Storage	Storage Check	Inflow Check	Full at
								DSF	Should be zero	Should be zero	840
Aug-03	130505	6625	3212	0	0	0	0	140342	0	0	-
Sep-03	122449	6185	3208	0	0	0	0	131842	0	0	-
Oct-03	97605	5798	3093	0	0	0	0	106496	0	0	-
Nov-03	72882	6625	3212	0	0	0	0	82719	0	0	-
Dec-03	49097	6625	3212	0	0	0	0	58934	0	0	-
Jan-04	61898	6625	3212	0	0	0	0	71735	0	0	-
Feb-04	84763	6625	3212	0	0	0	0	94600	0	0	-
Mar-04	101933	6625	3212	0	0	0	0	111770	0	0	-
Apr-04	127963	6625	3212	0	0	0	0	137800	0	0	-
May-04	135454	6625	3212	1815	0	0	1	145291	0	0	TRUE
Jun-04	135756	6625	3212	2117	0	0	1	145593	0	0	TRUE
Jul-04	127785	6625	3212	0	0	0	0	137622	0	0	-
Aug-04	118231	5943	3093	0	0	0	0	127267	0	0	-
Sep-04	156865	6625	3212	23226	0	0	1	166702	0	0	TRUE
Oct-04	104766	6485	3199	0	0	0	0	114451	0	0	-
Nov-04	99223	6625	3212	0	0	0	0	109060	0	0	-
Dec-04	58716	6625	3212	0	0	0	0	68553	0	0	-
Jan-05	59418	6625	3212	0	0	0	0	69255	0	0	-
Feb-05	112276	6625	3212	0	0	0	0	122113	0	0	-
Mar-05	144267	6625	3212	10627	0	0	1	154103	0	0	TRUE
Apr-05	135393	6625	3212	1754	0	0	1	145230	0	0	TRUE
May-05	133403	6625	3212	0	0	0	0	143239	0	0	-
Jun-05	130564	6625	3212	0	0	0	0	140401	0	0	-
Jul-05	142905	6625	3212	9266	0	0	1	152742	0	0	TRUE
Aug-05	132930	6625	3212	0	0	0	0	142766	0	0	-
Sep-05	115786	5817	2936	0	0	0	0	124539	0	0	-

Prepared at the request of counsel in anticipation of litigation.  
 Attorney Work Product. Do not release. Do not forward.  
 Don't transmit electronically--hard copy to OC only. Thank you.

**Remaining Storage Final Iteration**

**Error Checks**

Month	COE	DSF	CCMWA	DSF	Cartersville	DSF	Pool	Total Storage	Storage Check	Inflow Check	Full at
Oct-05		97440	5508	2882	0	0	0	105829	0	0	-
Nov-05		67940	5322	2791	0	0	0	76052	0	0	-
Dec-05		51413	6600	3212	0	0	0	61225	0	0	-
Jan-06		63493	6625	3212	0	0	0	73330	0	0	-
Feb-06		86313	6625	3212	0	0	0	96150	0	0	-
Mar-06		101040	6625	3212	0	0	0	110877	0	0	-
Apr-06		128731	6625	3212	0	0	0	138568	0	0	-
May-06		130040	6096	3142	0	0	0	139278	0	0	-
Jun-06		119936	4703	2797	0	0	0	127437	0	0	-
Jul-06		103406	2953	2290	0	0	0	108650	0	0	-
Aug-06		95128	1547	1815	0	0	0	98489	0	0	-
Sep-06		92187	887	1573	0	0	0	94648	0	0	-
Oct-06		88455	495	1472	0	0	0	90422	0	0	-
Nov-06		68497	1658	1952	0	0	0	72107	0	0	-
Dec-06		62567	2045	2049	0	0	0	66661	0	0	-
Jan-07		57261	4503	3171	0	0	0	64935	0	0	-
Feb-07		78551	5212	3212	0	0	0	86975	0	0	-
Mar-07		104763	6055	3212	0	0	0	114030	0	0	-
Apr-07		118168	5945	3211	0	0	0	127324	0	0	-
May-07		120716	4801	2823	0	0	0	128340	0	0	-
Jun-07		115966	3488	2328	0	0	0	121782	0	0	-
Jul-07		111775	2666	1928	0	0	0	116370	0	0	-
Aug-07		93580	747	1238	0	0	0	95565	0	0	-
Sep-07		73331	-824	568	0	0	0	73075	0	0	-
Oct-07		73331	-824	568	0	0	0	73075	0	0	-
Nov-07		73331	-824	568	0	0	0	73075	0	0	-
Dec-07		73331	-824	568	0	0	0	73075	-114866	0	-

COBB COUNTY WATER SYSTEM  
Noonday Returns

YEAR	MONTHLY TOTALS IN MILLIONS OF GALLONS (MG)												TOTAL ANNUAL (MG)	AVERAGE ANNUAL (MGD)	PEAK DAY (MG)			
	JAN	FEB	MAR	APR	MAY	JUN	JUL	AUG	SEP	OCT	NOV	DEC						
1965																		
1966																		
1967																		
1968																		
1969																		
1970																		
1971																		
1972																		
1973																		
1974																		
1975																		
1976																		
1977																		
1978																		
1979																		
1980																		
1981																		
1982																		
1983																		
1984																		
1985																		
1986																		
1987																		
1988																		
1989																		
1990																		
1991																		
1992																		
1993																		
1994																		
1995																		
1996	313.8	301.2	358.4	279.9	267.3	242.6	243.7	249.0	243.1	245.5	243.0	266.3	3253.9	271.16	358.43			
1997	308.5	302.6	336.7	273.8	293.8	280.6	285.2	242.8	255.0	252.8	273.8	280.5	3386.1	282.17	336.71			
1998	315.1	306.6	329.5	338.1	296.3	251.7	249.3	248.4	229.9	224.3	233.8	242.8	3265.8	272.15	338.10			
1999	267.0	250.0	259.4	234.2	244.6	236.7	248.0	228.5	220.9	265.3	254.3	264.3	2973.2	247.77	267.00			
2000	279.8	251.1	284.4	274.4	258.2	241.2	237.4	255.6	291.1	258.4	288.2	280.7	3200.5	266.71	291.10			
2001	306.9	272.5	354.2	295.8	275.7	293.2	298.9	267.5	255.7	256.8	248.0	266.5	3391.7	282.64	354.20			
2002	302.8	255.8	311.0	280.9	292.8	252.6	263.4	254.1	277.2	303.5	325.0	352.4	3471.5	289.29	352.39			



YEAR	MONTHLY TOTALS IN MILLIONS OF GALLONS (MG)												TOTAL	AVERAGE	PEAK
	JAN	FEB	MAR	APR	MAY	JUN	JUL	AUG	SEP	OCT	NOV	DEC	ANNUAL (MG)	ANNUAL (MGD)	DAY (MG)
2003	301.2	315.0	355.1	310.1	390.4	340.1	340.0	290.7	262.8	276.0	303.5	307.5	3792.3	316.02	390.41
2004	319.3	318.6	304.3	255.9	264.2	267.2	291.6	341.8	371.5	340.3	341.1	319.0	3734.8	311.23	371.50
2005	305.5	323.7	366.2	398.7	335.3	304.0	416.1	308.4	284.8	269.8	241.4	279.7	3823.7	318.64	416.10
2006	330.2	306.5	345.9	348.7	326.2	295.0	297.0	282.5	278.8	286.9	300.0	312.8	3710.7	309.22	348.72
2007	332.8	276.1	316.6	295.0	297.3	278.9	285.2	282.5	271.8				2636.1	292.90	332.80

COBB COUNTY WATER SYSTEM  
Northwest Returns

YEAR	MONTHLY TOTALS IN MILLIONS OF GALLONS (MG)												TOTAL ANNUAL (MG)	AVERAGE ANNUAL (MGD)	PEAK DAY (MG)			
	JAN	FEB	MAR	APR	MAY	JUN	JUL	AUG	SEP	OCT	NOV	DEC						
1965																		
1966																		
1967																		
1968																		
1969																		
1970																		
1971																		
1972																		
1973																		
1974																		
1975																		
1976																		
1977																		
1978																		
1979																		
1980																		
1981																		
1982																		
1983																		
1984																		
1985																		
1986																		
1987																		
1988																		
1989																		
1990																		
1991																		
1992																		
1993																		
1994																		
1995																		
1996	129,793	121,435	138,244	118,204	111,739	108,503	104,325	107,136	104,459	104,835	105,340	114,085	1368.1	114.0	138.2			
1997	126,545	122,964	145,816	132,272	132,003	126,992	127,998	121,705	125,867	129,854	129,228	137,431	1558.7	129.9	145.8			
1998	142,509	144,532	148,596	138,298	147,510	129,826	123,792	125,408	116,652	119,657	121,535	126,505	1584.8	132.1	148.6			
1999	144,43	136,59	148,39	133,89	135,46	129,74	134,08	135,05	131,17	142,05	143,03	143,63	1657.5	138.1	148.4			
2000	152,94	143,44	158,34	157,97	151,81	135,99	134,96	143,62	161,21	155,60	163,41	162,53	1821.8	151.8	163.4			
2001	179,35	160,42	196,98	171,26	167,41	173,19	176,15	167,84	156,10	166,39	158,90	166,72	2040.7	170.1	197.0			
2002	178,72	154,61	184,87	173,61	181,67	162,87	164,64	161,06	163,74	177,99	195,46	212,47	2111.7	176.0	212.5			

YEAR	MONTHLY TOTALS IN MILLIONS OF GALLONS (MG)												TOTAL	AVERAGE	PEAK
	JAN	FEB	MAR	APR	MAY	JUN	JUL	AUG	SEP	OCT	NOV	DEC	ANNUAL (MG)	ANNUAL (MGD)	DAY (MG)
2003	188.17	177.29	205.02	187.79	227.43	196.01	203.84	196.40	185.35	193.05	199.73	202.46	2362.5	196.9	227.4
2004	206.00	208.76	212.46	203.17	197.13	189.81	201.56	200.96	230.45	200.12	207.85	233.78	2492.0	207.7	233.8
2005	220.41	208.67	234.65	225.29	210.33	207.31	296.72	208.13	186.57	201.34	196.76	213.82	2610.0	217.5	296.7
2006	227.663	214.874	234.616	213.081	209.468	176.307	181.278	194.029	198.611	204.965	207.161	205.343	2467.4	205.6	234.6
2007	223.418	202.346	216.782	196.562	187.372	159.617	167.961	169.791	171.162				1695.0	188.3	223.4

WATER WITHDRAWALS -- ALLATOONA LAKE, GEORGIA -- ETOWAH RIVER -- ALABAMA/COOSA RIVER BASIN  
 Monthly and Annual Withdrawal Totals in Millions of Gallons (MG)  
 Average Daily Withdrawals (MGD)  
 Annual Peak Day Withdrawal (MG)

COBB COUNTY - MARIETTA WATER AUTHORITY

DA-01-076-CIVENG-64-116

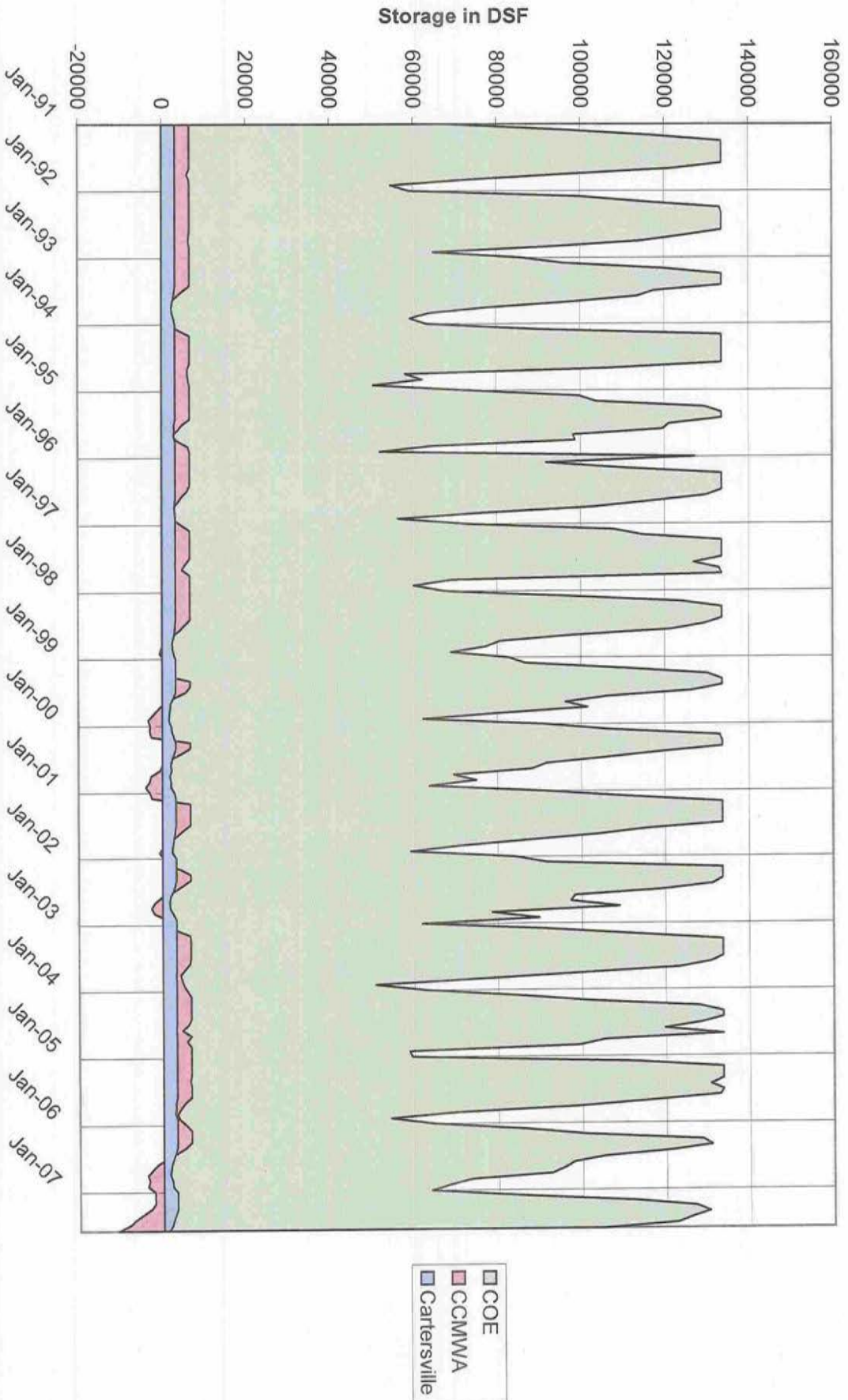
YEAR	MONTHLY TOTALS IN MILLIONS OF GALLONS (MG)												TOTAL ANNUAL (MG)	AVERAGE ANNUAL (MGD)	PEAK DAY (MG)	PEAK DAY MONTH			
	JAN	FEB	MAR	APR	MAY	JUN	JUL	AUG	SEP	OCT	NOV	DEC							
1965																			
1966					37.2	141.4	249.5	214.0	175.6	150.3	129.1	109.0	1206.1	3.30	15.90				
1967	87.8	87.5	95.6	102.8	143.6	172.8	201.2	249.7	261.9	272.0	257.9	263.4	1822.5	6.02	17.89				
1968	269.0	226.1		226.1	254.0	296.1	342.7	366.2	335.6	329.0	295.0	290.7	2509.3	8.85	25.09				
1969	295.5	364.7	298.2			356.1			338.2	330.4	321.2	303.7	1649.6	7.15	16.49				
1970													0.0						
1971													0.0						
1972													0.0						
1973							410.5	443.0	448.9	416.7	380.3	377.9	2477.3	11.90	12.49				
1974	387.9	384.3	398.2	376.6	464.5	467.8	575.5	543.6	496.8	465.2	402.0	429.4	3844.8	14.72	19.10				
1975	391.9	368.0	400.9	416.4	466.7	465.9	479.4	485.2	444.4	483.1	471.1	464.7	3760.5	14.62	22.06				
1976	476.1	419.0	429.8	497.9	456.8	494.0	580.7	659.5	572.2	582.7	536.9	594.3	4477.1	17.26	24.16				
1977	618.7	530.9	572.2	581.5	729.5	790.9	800.7	739.1	685.8	697.7	671.2	553.3	5668.2	21.84	28.72				
1978	608.9	552.2	614.6	670.0	679.9	706.0	817.9	729.1	824.6	787.8	697.1	681.6	5924.0	22.93	30.69				
1979	719.1	650.2	697.5	705.4	799.1	988.3	1044.3	1038.6	852.7	791.8	740.0	723.4	6978.2	26.71	36.38				
1980	711.9	660.5	756.7	754.1	932.9	945.1	1079.6	985.4	915.3	799.7	644.1	688.5	9893.8	27.11	39.58				
1981	666.4	597.9	694.6	818.1	800.9	961.4	1061.0	846.7	798.7	888.5	658.4	597.6	9359.2	25.64	44.10				
1982	560.6	540.1	576.3	460.6	639.7	708.6	750.4	699.4	660.4	626.3	617.7	601.0	7431.4	20.36	27.49				
1983	646.7	579.3	658.3	634.3	729.1	907.0	1023.0	1013.0	860.4	863.2	685.2	740.6	9339.1	25.59	42.63				
1984	724.7	662.1	688.6	757.3	892.9	1088.9	921.4	985.6	1035.8	1037.5	926.8	824.3	10525.9	28.84	42.68				
1985	962.5	858.7	966.3	986.8	1067.4	1248.2	1238.9	1000.0	1059.8	1075.9	898.0	998.5	12003.8	32.89	43.67				
1986	1033.3	909.7	1116.7	1279.1	1284.0	1248.2	1238.9	1137.3	1070.6	911.5	900.2	956.0	13085.5	35.85	53.80				
1987	924.5	834.0	931.8	1031.6	1245.6	1208.0	1361.3	1268.5	1189.4	1296.5	1087.3	1028.4	13406.9	36.73	55.93				
1988	1113.0	958.2	1027.8	1074.0	1347.1	1502.7	1211.8	1097.6	1022.9	1021.3	904.5	943.9	13224.8	36.23	64.45				
1989	970.9	857.5	876.1	983.3	1155.2	1223.0	1077.5	1127.1	1009.7	1134.3	833.5	910.6	12158.5	33.31	59.65				
1990	885.2	930.8	1072.1	951.9	1046.0	1439.5	1389.4	1205.4	1255.0	1031.7	948.2	909.9	13065.0	35.79	64.71				
1991	930.3	1064.2	1073.1	977.3	1016.1	1171.9	1166.3	1117.9	1056.0	1093.4	955.5	871.7	12493.5	34.23	47.60				
1992	882.0	821.9	937.3	981.6	1123.7	1072.7	1197.5	1091.1	1012.5	1039.5	913.9	909.5	11983.2	32.83	60.90				
1993	936.1	828.6	1246.3	1412.8	1268.4	1393.0	1663.2	1545.9	1295.5	1085.6	892.3	1072.1	14439.8	40.11	69.30				
1994	1166.2	817.4	926.6	1097.3	1232.6	1231.6	1117.6	1117.1	1113.9	991.2	918.2	956.7	12676.4	34.73	59.10				
1995	979.0	873.4	1001.2	1181.3	1191.9	1246.2	1633.8	1582.5	1453.3	1385.9	1205.8	1232.4	14965.7	41.00	66.70				
1996	1091.3	1036.5	958.9	970.6	1459.8	1571.6	1680.9	1636.7	1314.0	1296.9	1186.0	1203.6	15406.8	42.21	68.30				
1997	1212.9	1184.5	1423.6	1147.3	1342.0	1189.9	1548.9	1455.0	1614.0	1349.0	1129.6	1126.5	15723.2	43.08	49.40				
1998	1030.0	1074.5	1378.8	1206.8	1604.4	1660.4	1726.3	1644.8	1617.8	1492.0	1317.0	1288.3	17041.1	46.69	70.90				
1999	1286.0	1147.3	1274.2	1497.7	1573.4	1566.9	1582.4	2056.6	1819.7	1606.8	1446.1	1499.7	18356.8	50.29	72.00				
2000	1343.2	1127.2	1249.6	1322.0	1836.3	1802.2	1938.7	1793.0	1500.1	1643.3	1395.3	1345.4	18296.8	50.13	72.00				
2001	1318.9	1170.5	1320.8	1392.0	1731.5	1500.2	1663.5	1724.4	1576.7	1562.3	1469.5	1340.3	17770.6	48.69	69.80				
2002	1327.5	1173.0	1440.5	1396.8	1589.0	1719.1	1682.9	1929.0	1656.0	1532.5	1358.6	1428.5	18233.3	49.95	70.28				
2003	1355.5	1158.0	1377.1	1530.3	1427.6	1600.2	1611.7	1653.4	1599.8	1387.6	1285.2	1123.0	17109.5	46.88	65.11				
2004	1023.3	1006.8	1161.8	1356.9	1460.2	1438.0	1583.7	1706.7	1484.9	1412.6	1219.7	1281.8	16136.3	44.21	65.85				
2005	1247.7	1142.6	1220.0	1272.3	1593.7	1467.2	1371.4	1429.0	1581.1	1500.3	1257.5	1115.9	16198.7	44.38	62.15				
2006	1038.1	954.2	1172.2	1352.7	1772.5	1888.2	1933.4	1786.7	1500.5	1497.1	1210.5	1204.4	17250.4	47.26	71.71				
2007	1253.7	1167.7	1414.0	1390.6	1740.3	1648.8	1416.1	1834.1	1522.2				13387.4	148.75	56.62				

MONTHLY TOTALS IN MILLIONS OF GALLONS (MG)

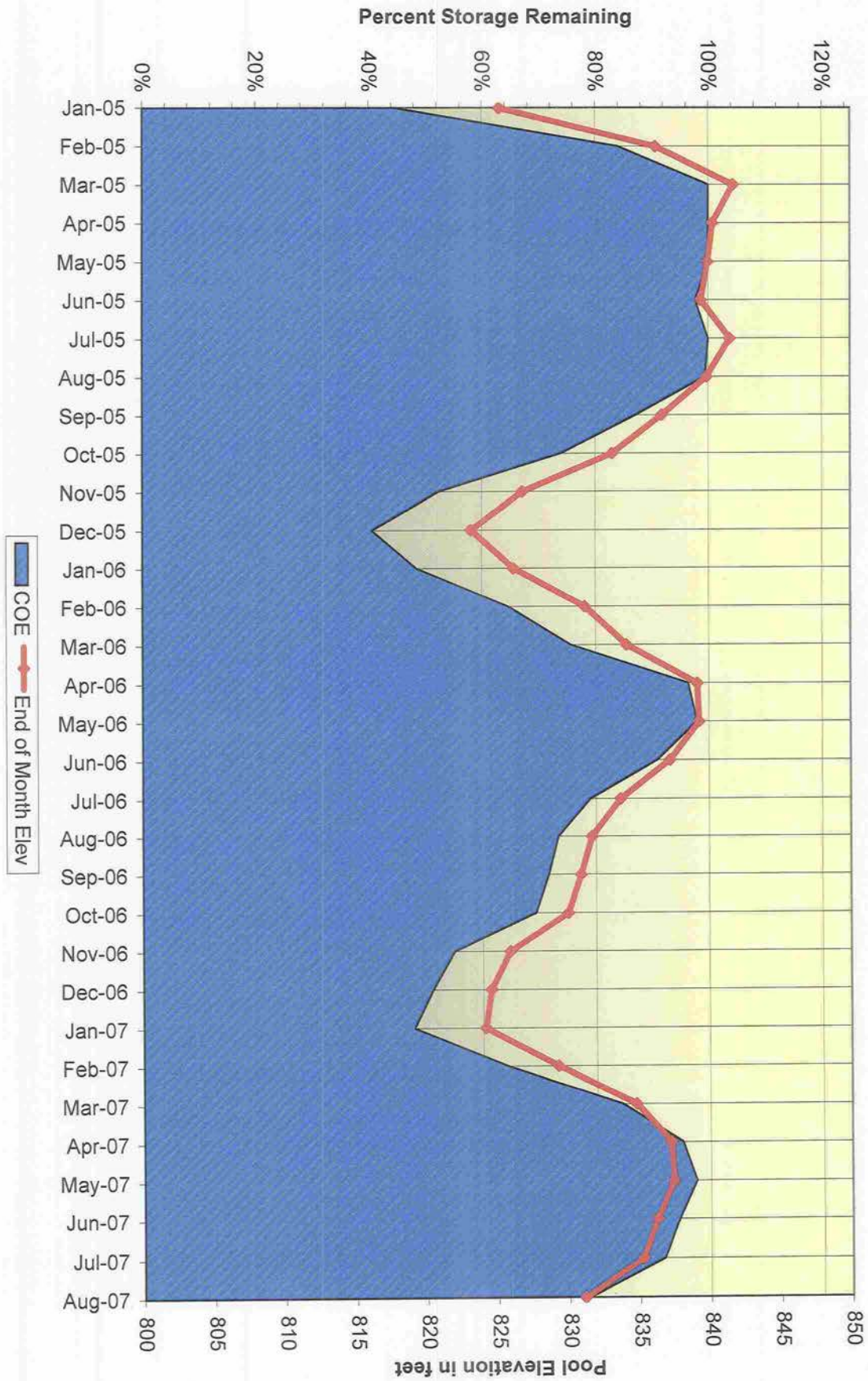
YEAR	JAN	FEB	MAR	APR	MAY	JUN	JUL	AUG	SEP	OCT	NOV	DEC	TOTAL ANNUAL (MG)	AVERAGE DAILY (MGD)	PEAK DAY (MG)	YTD Days
1972																
1973					119.7	123.9	119.6	137.8	123.8	119.6	105.8	99.6	949.8	3.10	4.89	
1974	110.2	102.9	116.2	112.1	125.1	120.4	136.7	130.7	114.8	117.7	97.6	99.3	1383.7	3.79	5.18	
1975	102.7	99.2	103.6	102.4	115.4	116.9	120.2	130.6	123.8	113.5	103.7	108.4	1340.4	3.67	5.18	
1976	116.9	109.5	116.7	122.8	126.0	121.8	119.6	127.8	110.0	106.2	102.2	105.3	1384.8	3.79	5.82	
1977	114.2	107.1	115.1	118.1	126.0	139.9	146.4	152.9	144.8	141.8	125.8	129.5	1561.6	4.28	6.33	
1978	139.4	127.6	138.0	139.1	139.3	137.7							821.1	2.25	6.30	
1979													0.0		6.61	
1980	162.8	144.2	147.1	140.9	157.9	170.5	183.9	200.0	178.9	189.3	173.0	151.4	1999.9	5.48	7.87	
1981	159.0	146.7	164.2	156.2	168.0	171.8	177.9	176.4	149.1	147.9	141.4	150.4	1909.0	5.23	7.81	
1982	159.5	142.5	159.9	156.7	175.8	171.7	169.1	199.5	187.5	178.2	167.1	141.0	2008.5	5.50	8.50	
1983	140.5	149.6	169.5	166.8	162.5	183.2	197.8	211.9	180.2	180.7	169.0	169.5	2081.2	5.70	10.77	
1984	170.8	165.4	179.0	170.8	194.1	216.6	185.4	192.3	186.5	198.9	176.0	179.7	2215.5	6.07	10.01	
1985	187.4	175.4	185.1	182.9	194.3	208.5	199.1	217.7	203.7	207.3	189.0	186.2	2336.6	6.40	10.01	
1986	186.1	154.8	167.1	178.5	191.0	198.4	193.4	203.1	194.5	208.1	185.3	193.4	2253.7	6.17	8.75	
1987	197.1	185.1	218.8	213.0	243.7	228.2	257.8	255.9	221.4	204.7	196.7	192.3	2614.7	7.16	11.74	
1988	186.8	179.6	189.7	195.0	213.0	233.0	211.6	225.7	199.5	206.0	183.2	188.0	2411.1	6.61	9.73	
1989	189.5	166.6	198.9	196.2	219.6	213.6	207.6	234.2	205.4	217.7	197.8	221.8	2488.9	6.82	9.78	
1990	212.9	187.8	201.6	196.0	213.5	244.4	234.3	251.8	259.9	244.9	226.8	235.6	2709.5	7.42	11.51	
1991	238.8	217.3	249.0	246.1	254.5	260.3	258.7	250.4	240.1	247.0	241.1	237.7	2941.0	8.06	10.39	
1992	234.3	219.5	238.3	238.5	268.0	281.5	277.4	280.3	269.8	274.4	232.2	236.9	3051.1	8.36	11.37	
1993	245.5	216.3	259.2	252.9	286.2	312.4	375.0	376.3	346.5	349.4	303.0	303.8	3626.6	9.78	14.59	
1994	324.4	300.3	326.0	335.8	359.4	375.6	360.0	374.3	359.7	356.3	312.0	288.7	4072.8	11.16	15.22	365
1995	308.1	288.1	335.0	316.9	358.0	359.0	409.9	423.5	362.4	375.3	336.3	327.9	4197.1	11.50	16.24	365 8/18
1996	353.6	330.8	351.1	359.1	401.6	385.3	405.1	380.5	352.4	358.9	319.6	324.7	4325.9	11.85	15.78	365 8/18
1997	354.8	307.5	343.6	334.7	374.1	357.4	384.0	391.1	372.8	380.7	337.4	333.5	4271.6	11.70	14.70	365
1998	367.0	332.8	353.8	358.2	401.0	415.0	470.4	445.6	422.4	407.4	354.5	349.7	4677.9	12.82	18.33	365 6/27
1999	472.5	339.5	386.5	399.8	392.8	428.2	436.0	512.0	486.2	461.2	427.1	423.1	5064.8	13.88	18.99	365 7/23
2000	444.5	412.4	440.9	401.6	471.0	444.6	461.5	473.5	415.4	418.3	381.3	374.2	5139.2	14.08	20.08	365 7/24
2001	393.7	343.0	361.7	371.9	417.8	394.7	394.4	414.0	393.4	388.0	373.7	355.5	4601.8	12.61	18.59	365 5/2
2002	372.8	325.7	370.3	377.0	422.7	430.2	440.2	442.7	414.6	411.7	382.4	399.3	4789.5	13.12	19.41	365 6/11
2003	400.6	342.1	376.9	363.8	376.4	376.0	399.7	418.6	422.8	399.1	380.6	359.3	4616.0	12.65	16.27	365 9/12
2004	353.1	331.5	374.7	368.1	388.2	381.2	411.2	427.4	395.5	387.6	341.9	355.2	4515.6	12.37	16.15	365 7/15
2005	374.2	343.6	371.0	373.8	409.8	417.6	426.1	439.1	443.6	441.9	397.4	381.6	4840.1	13.26	19.74	365 9/07
2006	380.3	340.2	386.3	396.6	450.0	474.0	484.1	501.8	445.6	430.1	394.8	391.8	5075.5	13.91	18.72	365 6/21
2007	383.0	360.7	409.3	402.0	501.0	495.4	468.0	514.3	464.1				3997.7	44.42	16.11	90 3/27



# Allatoona Storage Accounts

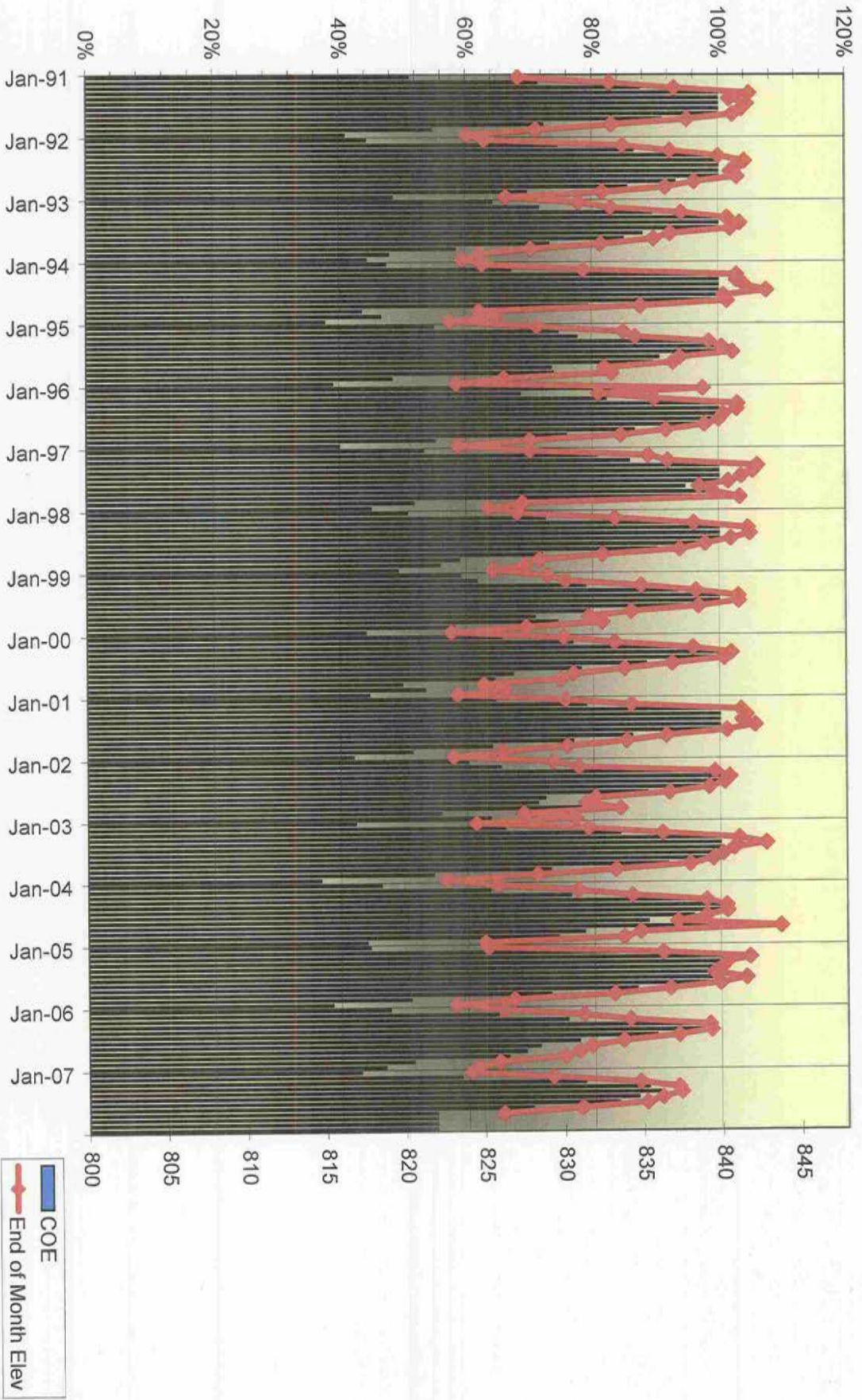


# Remaining Conservation Storage

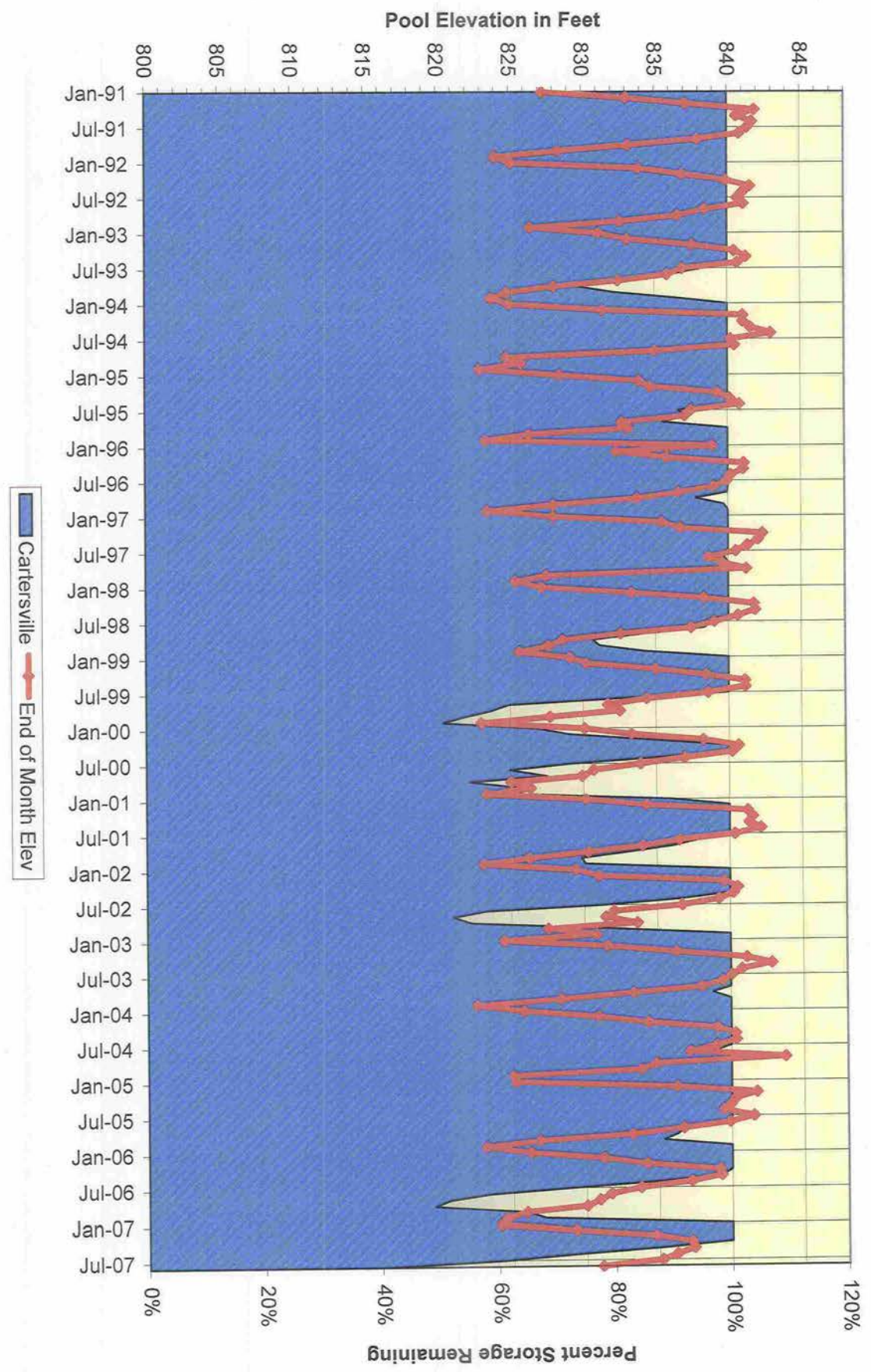




### Conservation Storage Remaining

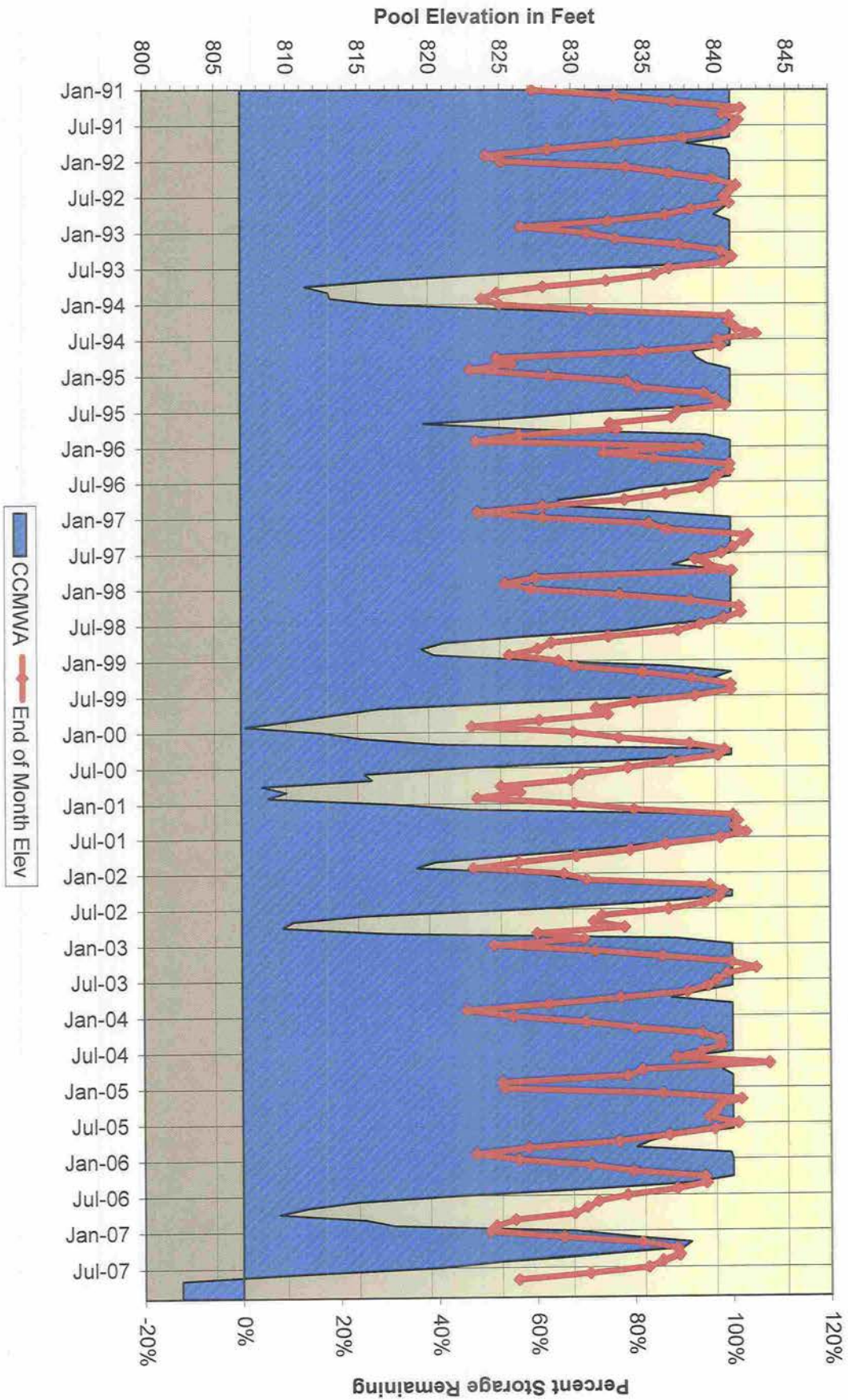


### Cartersville Remaining Conservation Storage






**CCMWA Remaining Conservation Storage  
with Credit for Returns**

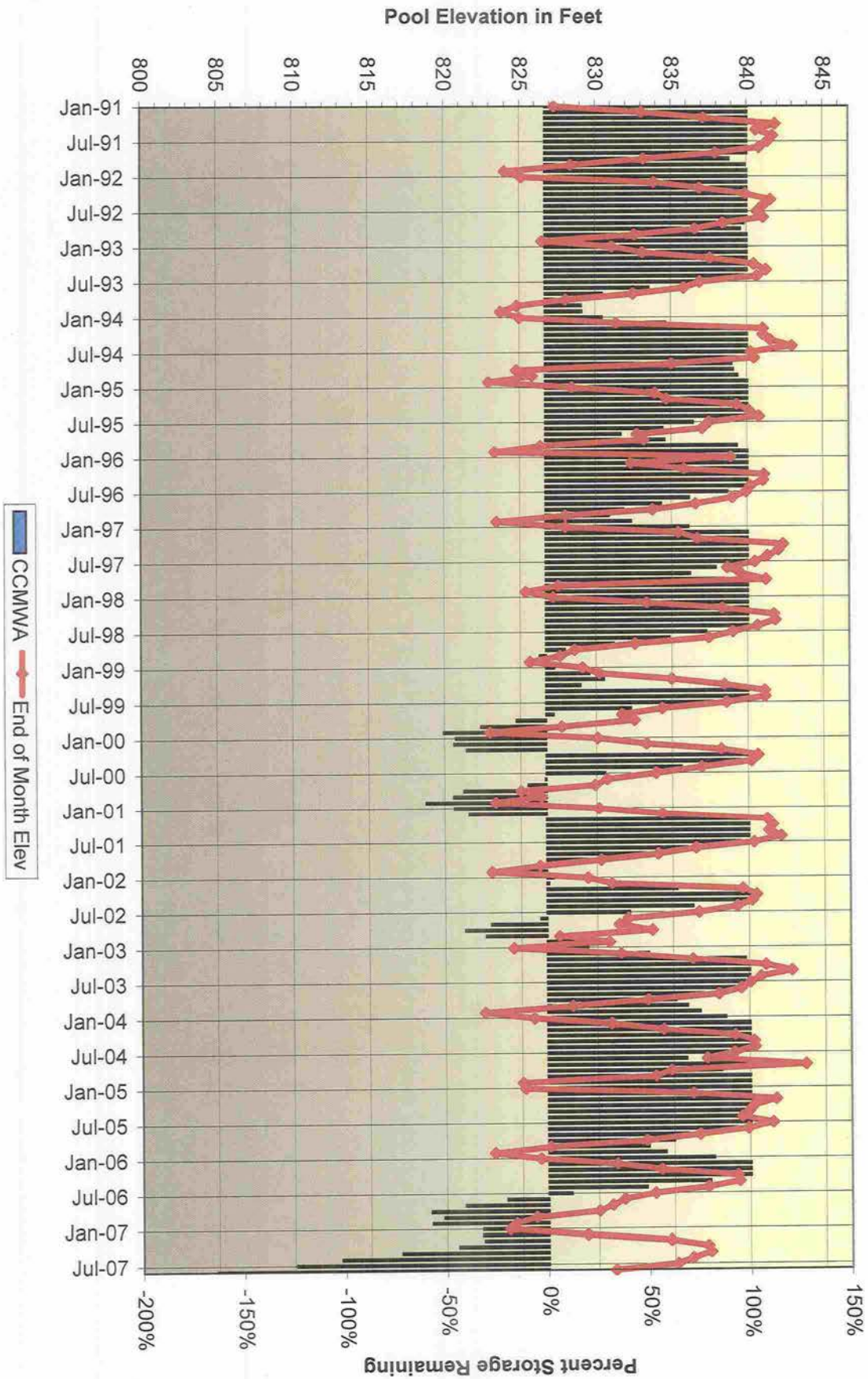




**CCMWA Remaining Conservation Storage  
with Credit for Returns**

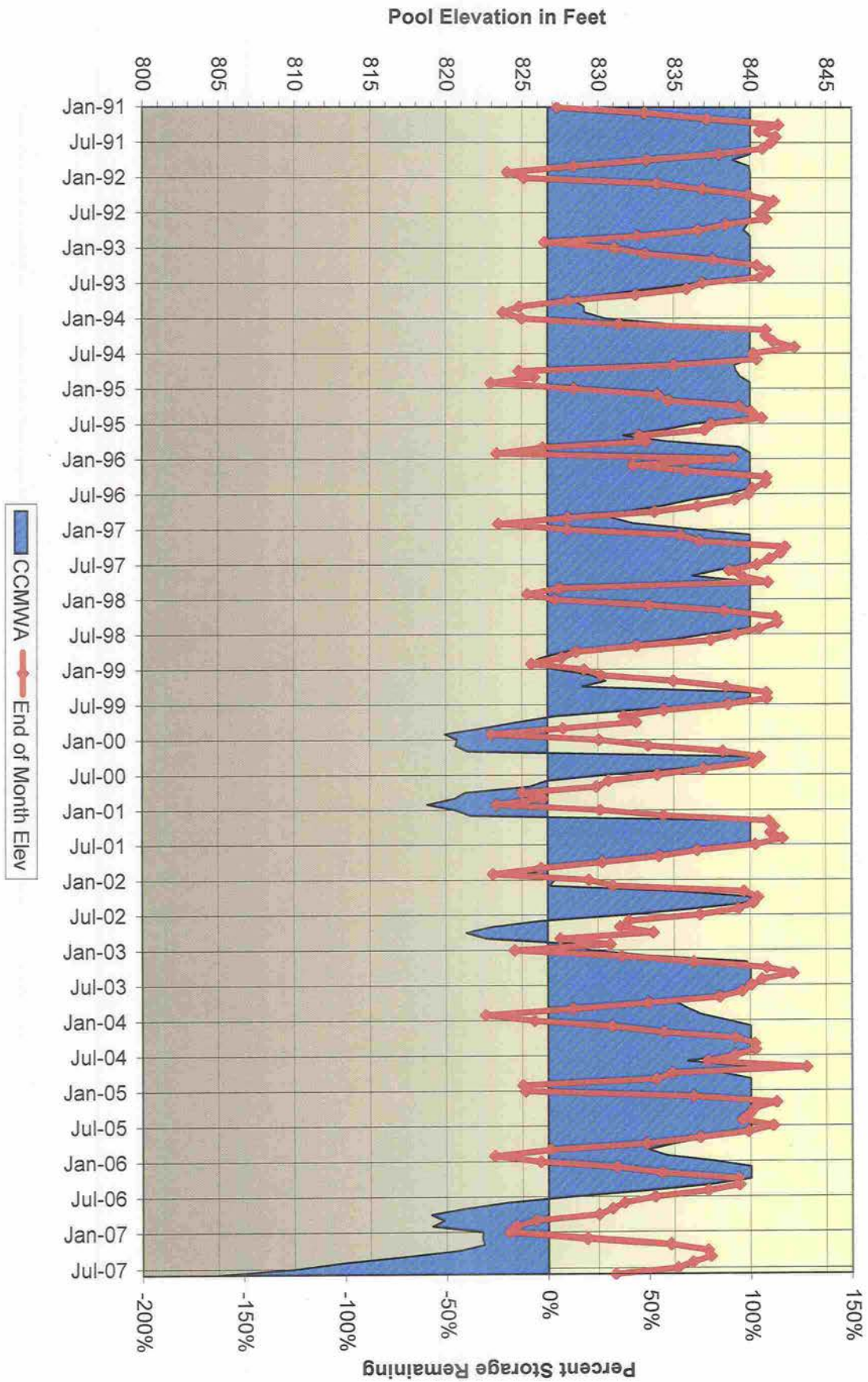


# CCMWA Remaining Conservation Storage





# CCMWA Remaining Conservation Storage



COE 133639  
 CCMWA 6625  
 Cartersvill 3212

Constant	COE	CCMWA	Cartersville sum	
0	0	0%	0%	
1	0%	67%	33%	1
3	98%	0%	2%	1
4	0%	0%	100%	1
5	95%	5%	0%	1
6	0%	100%	0%	1
8	100%	0%	0%	1
9	0	0%	0%	

Allatoona		Allatoona	
ac-ft	ELEV	ELEV	DSF
800	82891	800	41791
801	86207	801	43463
802	89655	802	45201
803	93241	803	47009
804	96971	804	48890
805	100851	805	50846
806	104887	806	52881
807	109085	807	54997
808	113451	808	57198
809	117991	809	59487
810	122711	810	61867
811	127617	811	64340
812	132715	812	66910
813	138011	813	69581
814	143511	814	72353
815	149217	815	75230
816	155135	816	78214
817	161267	817	81305
818	167619	818	84508
819	174193	819	87822
820	180993	820	91251
821	188021	821	94794
822	195279	822	98453
823	202769	823	102239
824	210493	824	106124
825	218453	825	110137
826	226651	826	114270
827	235089	827	118524
828	243769	828	122900
829	252693	829	127500
830	261863	830	132023
831	271281	831	136771
832	280949	832	141645
833	290868	833	146646
834	301040	834	151774

Allatoona		Allatoona	
ac-ft	ELEV	ELEV	DSF
800	3316	800	1672
801	3448	801	1738
802	3586	802	1808
803	3730	803	1881
804	3880	804	1956
805	4036	805	2035
806	4198	806	2116
807	4366	807	2201
808	4540	808	2289
809	4720	809	2380
810	4906	810	2473
811	5098	811	2570
812	5296	812	2671
813	5500	813	2772
814	5706	814	2877
815	5918	815	2984
816	6132	816	3091
817	6352	817	3203
818	6574	818	3314
819	6800	819	3429
820	7028	820	3543
821	7258	821	3659
822	7490	822	3786
823	7724	823	3885
824	7960	824	4013
825	8198	825	4133
826	8438	826	4254
827	8680	827	4376
828	8924	828	4600
829	9170	829	4523
830	9418	830	4748
831	9668	831	4874
832	9919	832	5001
833	10172	833	5128
834	10425	834	5256



Allatoona  
ac-ft ELEV

835	311465	835	10680
836	322145	836	10938
837	333083	837	11198
838	344281	838	11462
839	355743	839	11728
840	367471	840	11998
841	379469	841	12272
842	391741	842	12553
843	404294	843	12842
844	417136	844	13138
845	430274	845	13444
846	443718	846	13758
847	457476	847	14082
848	471558	848	14415
849	485973	849	14758
850	500731	850	15113
851	515844	851	15479
852	531323	852	15858
853	547181	853	16250
854	563431	854	16656
855	580087	855	17078
856	597165	856	17516
857	614681	857	17972
858	632653	858	18448
859	651101	859	18946
860	670047	860	

Allatoona  
ELEV DSF

835	157030	835	5385
836	162415	836	5514
837	167929	837	5646
838	173575	838	5779
839	179354	839	5913
840	185267	840	6049
841	191316	841	6187
842	197503	842	6329
843	203832	843	6474
844	210306	844	6624
845	216930	845	6778
846	223708	846	6936
847	230644	847	7100
848	237744	848	7267
849	245011	849	7441
850	252452	850	7619
851	260071	851	7804
852	267875	852	7995
853	275870	853	8193
854	284063	854	8398
855	292461	855	8610
856	301071	856	8831
857	309902	857	9061
858	318963	858	9300
859	328263	859	9552
860	337815	860	